


LIQUI MOLY BERG CUP 2010

Jankov vršok

21. - 23. 5. 2010

Absolute Results



Jury / Competition Management		Hill Data	
Chief of Competition	ŽITŇAN Michal (SVK)	Start Altitude	250 m
Race Director	ŽITŇAN Michal (SVK)	Finish Altitude	520 m
Vice chairman	MIKUŠIAK Roman (SVK)	Vertical Drop	270 m
Sport Marshal IHA	BARTL Miroslav (CZE)	Course Length	3700 m
Technical Marshal IHA	BARTL Miroslav (CZE)	Min course Width	7 m
		Count of right-hand bend	
		Count of left-hand bend	
		Hill Record	?



Rank	?	Driver Entrant	CZ Bird	Car Class	Qualification			RACE			Diff. Prev. Diff.	TIME Speed (km/h)
					IT 1	IT 2	Time	IT 1	IT 2	Time		
1.	2	MLEJNEK Aleš SVC Náchod Motorsport	CZ 1967	Opel Lotus E2/C+1400	5.651 5.609	17.147 16.987	2:00.520 (1./1.) 1:58.320 (1./1.)	5.595 5.695	16.808 17.043	1:56.692 (1./1.) 1:59.084 (1./1.)	0,000	3:55.776 (1.) 112,989
2.	7	KOMÁREK David Liqui Moly Komvet Racing Team	CZ 1975	Mitsubishi Colt Evo 550+ E1+2000	5.147 5.061	17.432 17.078	2:01.861 (2./1.) 1:59.187 (2./1.)	4.969 5.036	16.706 16.893	1:59.385 (2./1.) 1:59.230 (2./1.)	2,839 2,839	3:58.615 (1.) 111,644
3.	11	ŠPALEK Jiří Liqui Moly Komvet Racing Team	CZ 1972	Mitsubishi WRC 05 E1+2000	5.214 5.303	17.188 17.093	2:03.484 (3./2.) 2:01.624 (3./2.)	5.195 5.096	16.662 16.869	2:00.185 (3./2.) 2:00.137 (3./2.)	4,546 1,707	4:00.322 (2.) 110,851
4.	5	NOVICKÝ Michal Kovosteel Novitech Sudoměřice	CZ 1977	Reynard 032 F3 E2/C+1400	5.790 6.693	17.931 18.633	2:05.177 2:04.433 (4./2.)	5.883 5.819	17.570 17.375	2:00.618 (4./2.) 2:00.882 (4./2.)	5,724 1,178	4:01.500 (2.) 110,311
5.	1	RYBNÍČEK Marek Liqui Moly Komvet Racing Team	CZ 1980	Mitsubishi Lancer Evo X S1+2000	5.636 5.497	18.022 17.700	2:06.042 (5./1.) 2:04.998 (5./1.)	5.537 5.388	17.441 17.142	2:03.633 (5./1.) 2:02.710 (5./1.)	10,567 4,843	4:06.343 (1.) 108,142
6.	65	ŠUBERT Drahošlav MS Racing Náměšť	CZ 1972	Mitsubishi Lancer Evo IX S1+2000	6.502 5.789	20.217 17.781	2:13.435 (7./3.) 2:05.407 (6./2.)	5.472 5.423	17.794 17.169	2:03.785 (6./2.) 2:02.832 (6./2.)	10,841 0,274	4:06.617 (2.) 108,022
7.	922	ZEMAN Martin Liqui Moly Komvet Racing Team	CZ 1974	Mitsubishi Lancer Evo VI E1+2000	5.450 5.555	17.553 17.522	2:04.855 (4./3.) 2:13.112 (10./3.)	5.486 5.662	17.500 17.396	2:05.074 (7./3.) 2:10.637 (10./3.)	13,748 2,907	4:09.524 (3.) 106,763
8.	888	VAHANČIK Peter Badabing	SK 1985	Mitsubishi Lancer Evo VIII S1+2000	6.037 6.184	18.987 19.128	2:13.044 (6./2.) 2:09.094 (7./3.)	6.000 6.031	18.022 18.134	2:07.600 (8./3.) 2:09.043 (8./3.)	20,867 7,119	4:16.643 (3.) 103,802
9.	388	ERDÉLYI Tomáš Šenkýř Motorsport	SK 1974	BMW M3 E36 GTR E1+2000	6.798 6.395	20.406 19.058	2:19.047 (15./4.) 2:13.887 (14./4.)	6.263 6.292	18.152 18.352	2:08.402 (9./4.) 2:10.020 (9./4.)	22,646 1,779	4:18.422 (4.) 103,087
10.	96	PLEŠA Petr Kovosteel Novitech Sudoměřice	CZ 1979	Reynard 09 Ninja E2/C-1400	5.807 6.652	18.646 18.130	2:14.260 (9./1.) 2:13.855 (13./1.)	5.703 5.787	18.209 18.286	2:10.187 (10./1.) 2:10.637 (10./1.)	25,048 2,402	4:20.824 (1.) 102,138
11.	28	STEC Robert Polonia Racing Team	PL 1973	Intech RS 010 E2/C-1400	5.854 5.771	19.536 18.951	2:21.637 (19./2.) 2:16.911 (20./2.)	5.703 5.782	18.851 18.487	2:11.555 (12./2.) 2:11.263 (11./2.)	27,042 1,994	4:22.818 (2.) 101,363
12.	910	FUČÍK Aleš Klub Racing Team Znojmo IV	CZ 1973	Mitsubishi Lancer Evo VIII S1+2000	5.689 5.717	18.641 18.510	2:14.319 (10./4.) 2:12.899 (9./4.)	5.741 5.784	18.435 18.522	2:11.662 (13./4.) 2:11.576 (12./4.)	27,462 0,420	4:23.238 (4.) 101,201
13.	22	BEK Tomáš Hronov	CZ 1968	Renault Clio Sport E1-2000	6.794 6.489	20.782 19.129	2:22.554 (21./3.) 2:13.602 (12./3.)	6.365 6.492	18.570 19.053	2:10.716 (11./1.) 2:12.960 (16./2.)	27,900 0,438	4:23.676 (1.) 101,033


Rank	?	Driver Entrant	CZ Bird	Car Class	Qualification			RACE			Diff. Prev. Diff.	TIME Speed (km/h)
					IT 1	IT 2	Time	IT 1	IT 2	Time		
14.	129	BOHÁČ Milan Liqui Moly Komvet Racing Team	CZ 1957	Renault Clio Sport E1-2000	6.542 6.419	19.297 18.770	2:13.605 (8./1.) 2:12.066 (8./1.)	6.450 6.355	18.787 18.856	2:12.207 (14./2.) 2:12.310 (13./1.)	28,741 0,841	4:24.517 (2.) 100,712
15.	123	LALIK Vladimír Paddock Pezinok	SK 1971	Mitsubishi Lancer Evo S1+2000	6.754 6.233	32.244 19.312	2:34.897 (48./12.) 2:14.677 (15./5.)	6.085 6.052	18.839 18.675	2:12.611 (15./5.) 2:12.933 (15./6.)	29,748 1,007	4:25.524 (5.) 100,330
16.	919	LORINČÍK Matuš Paddock Pezinok	SK 1976	Mitsubishi Lancer Evo VIII S1+2000	6.069 6.804	19.460 19.707	2:17.676 (12./5.) 2:16.465 (19./8.)	5.984 5.796	18.376 18.396	2:12.917 (16./6.) 2:12.456 (14./5.)	30,017 0,269	4:25.793 (6.) 100,228
17.	75	FRANĚK Jan MS Racing Náměšť	CZ 1983	Subaru Impreza WRX STi S1+2000	6.433 6.399	20.233 19.319	2:21.104 (18./8.) 2:15.762 (17./6.)	5.984 6.423	18.616 18.910	2:14.745 (18./7.) 2:14.135 (18./7.)	33,104 3,087	4:28.880 (7.) 99,078
18.	14	ŠIMONÍK Richard Kovosteel Novitech	CZ 1976	Peugeot 205 E1-2000	7.185 7.043	20.464 19.430	2:16.657 (11./2.) 2:13.281 (11./2.)	6.907 7.009	19.436 19.483	2:16.069 (24./4.) 2:13.874 (17./3.)	34,167 1,063	4:29.943 (3.) 98,688
19.	56	TOMEČKA Petr Valašské Meziříčí	CZ 1990	Subaru Impreza WRX STi E1+2000	6.266 6.362	19.845 20.016	2:24.200 (24./5.) 2:20.937 (29./5.)	6.415 6.441	19.408 19.448	2:14.616 (17./5.) 2:15.559 (20./5.)	34,399 0,232	4:30.175 (5.) 98,603
20.	99	FIRT L Stanislav jr. Berg-Trophy Team	CZ 1991	Škoda Octavia TDi E1-2000	9.689 6.690	- 20.019	- DNF - 2:20.847 (28./4.)	6.717 -	19.560 -	2:15.283 (19./3.) 2:15.096 (19./4.)	34,603 0,204	4:30.379 (4.) 98,528
21.	712	ZAJAC Pavol Zajac Team	SK 1978	Mitsubishi Lancer Evo VIII S1+2000	6.393 6.351	20.151 19.594	2:20.573 (16./7.) 2:17.343 (21./9.)	6.218 6.148	19.351 19.029	2:15.497 (21./8.) 2:16.234 (23./10.)	35,955 1,352	4:31.731 (8.) 98,038
22.	217	STANĚK Vojtěch Liqui Moly Komvet Racing Team	CZ 1974	Peugeot 106 E1-1600	6.607 6.513	19.917 -	2:17.776 (13./1.) 2:15.525 (16./1.)	6.479 6.661	19.273 19.461	2:15.441 (20./1.) 2:16.404 (24./1.)	36,069 0,114	4:31.845 (1.) 97,997
23.	136	CHALUPA Radim MS Racing Náměšť	CZ 1975	Subaru Impreza STi S1+2000	6.172 5.954	19.302 18.800	2:18.010 (14./6.) 2:16.323 (18./7.)	6.033 6.062	18.759 18.969	2:15.911 (22./9.) 2:16.229 (22./9.)	36,364 0,295	4:32.140 (9.) 97,891
24.	208	ZIMÁK Martin SVC Náchod Motorsport	CZ 1989	Citroen Saxo VTS E1-1600	7.172 7.162	20.388 19.923	2:20.661 (17./1.) 2:18.397 (22./1.)	6.766 7.100	19.355 19.966	2:16.126 (25./1.) 2:18.449 (25./1.)	36,799 0,435	4:32.575 (1.) 97,735
25.	422	DOSEDĚL Dušan DK-Mont	CZ 1972	Subaru Impreza STi N14 S1+2000	6.223 6.061	20.675 19.592	2:32.849 (41./10.) 2:18.496 (23./10.)	5.845 5.735	19.125 18.941	2:17.404 (28./11.) 2:15.618 (21./8.)	37,246 0,447	4:33.022 (10.) 97,575
26.	169	ČEPIČKA Vlastimil Lipina	CZ 1962	Mitsubishi Lancer Evo X S1+2000	6.235 5.817	19.496 19.079	2:23.730 (22./9.) 2:19.634 (26./11.)	5.862 5.811	19.476 19.154	2:15.998 (23./10.) 2:17.632 (26./11.)	37,854 0,608	4:33.630 (11.) 97,358
27.	171	BALÍK Petr B&B Elektro	CZ 1989	BMW 320i E36 coupe E1-2000	7.268 7.091	20.987 20.054	2:27.810 (30./4.) 2:21.735 (30./5.)	7.208 6.999	19.639 19.797	2:18.385 (29./5.) 2:18.876 (27./5.)	41,485 3,631	4:37.261 (5.) 96,083
28.	305	TRNKA Jakub Kovosteel Novitech Sudoměřice	CZ 1982	Suzuki Swift GTi E1-1400	7.081 7.041	21.091 20.495	2:25.033 (25./2.) 2:19.237 (25./2.)	6.898 7.209	19.926 20.317	2:17.249 (27./1.) 2:20.304 (31./2.)	41,777 0,292	4:37.553 (1.) 95,982
29.	87	ŠTILEC Roman RRT s.r.o.	CZ 1978	Honda Civic VTi E1-1600	7.080 6.832	21.475 19.951	2:27.967 (31./2.) 2:20.573 (27./2.)	6.783 6.845	19.513 19.887	2:16.809 (26./2.) 2:21.012 (32./2.)	42,045 0,268	4:37.821 (2.) 95,889
30.	187	HORÁK Tomáš Bratislava	SK 1976	Honda Civic Type R S1-2000	7.211 6.713	22.092 20.313	2:27.249 (29./1.) 2:22.358 (33./1.)	6.692 6.845	19.959 19.957	2:18.449 (30./1.) 2:19.437 (30./1.)	42,110 0,065	4:37.886 (1.) 95,867
31.	30	PLEVA Martin AMK Vrbnó pod Pradědem	CZ 1979	Škoda Felicia E1-1400	7.355 7.116	21.153 20.054	2:26.916 (28./3.) 2:23.094 (36./3.)	6.974 7.084	19.669 20.412	2:18.525 (31./1.) 2:19.415 (29./1.)	42,164 0,054	4:37.940 (2.) 95,848
32.	440	KORASZEWSKI Jacek Koraszewski Auto Sport	PL 1982	Audi TT S+2000	6.513 6.981	20.261 20.318	2:25.487 (27./2.) 2:22.280 (32./2.)	6.224 6.206	19.383 19.531	2:19.379 (32./1.) 2:19.063 (28./1.)	42,666 0,502	4:38.442 (1.) 95,675
33.	189	VEREŠ Alexander SVT Racing	SK 1980	Suzuki Swift GTi E1-1400	7.033 6.993	21.012 20.070	2:23.978 (23./1.) 2:18.943 (24./1.)	6.957 7.078	19.988 20.552	2:20.262 (33./2.) 2:21.376 (35./3.)	45,862 3,196	4:41.638 (3.) 94,590
34.	321	JÁNOŠÍK Vladimír Rodex Car Racing Team	SK 1977	Seat Leon Cupra S+2000	7.010 7.214	20.406 20.606	2:22.335 (20./1.) 2:22.081 (31./1.)	7.441 6.912	20.886 20.262	2:22.996 (35./2.) 2:21.221 (33./2.)	48,441 2,579	4:44.217 (2.) 93,731
35.	698	SLOVÁČEK Michal Slovak Sport	CZ 1968	Nissan Sunny GTi S1-2000	6.850 6.828	32.370 20.206	2:38.878 (57./7.) 2:24.483 (39./3.)	6.742 6.772	19.883 20.300	2:23.212 (37./2.) 2:21.348 (34./2.)	48,784 0,343	4:44.560 (2.) 93,618
36.	152	ÁZSÓTH Ladislav Car Zone Racing Team	CZ 1959	Citroen Saxo VTS S1-1600	7.796 7.438	22.229 20.807	2:30.446 (39./3.) 2:24.969 (40./2.)	7.237 7.304	20.524 20.567	2:22.208 (34./2.) 2:22.444 (37./2.)	48,876 0,092	4:44.652 (2.) 93,588
37.	315	DVOŘÁK Vojtěch Sobotovice	CZ 1979	BMW E36 336i E1+2000	7.772 7.468	22.825 21.228	2:29.121 (33./6.) 2:22.817 (34./6.)	7.452 7.331	21.255 20.954	2:23.090 (36./6.) 2:23.374 (39./6.)	50,688 1,872	4:46.464 (6.) 92,996
38.	18	SATEK Jakub Network24 Racing	CZ 1984	Honda Civic Type R S1-2000	7.603 7.347	21.391 20.521	2:28.864 (32./2.) 2:23.642 (38./2.)	7.386 7.365	20.373 20.713	2:24.203 (40./3.) 2:23.119 (38./3.)	51,546 0,858	4:47.322 (3.) 92,718
39.	60	PATROVIČ Marián Kovarce	SK 1967	BMW 320i S E1-2000	7.945 7.802	22.095 21.338	2:29.204 (35./5.) 2:44.802 (79./10.)	7.935 7.689	21.542 21.235	2:25.461 (45./8.) 2:22.411 (36./6.)	52,096 0,550	4:47.872 (6.) 92,541
40.	184	ŽÁK Josef AK Konice	CZ 1953	Škoda 100 E1-1400	6.693 6.456	21.205 19.102	2:29.131 (34./4.) 2:23.601 (37./4.)	6.530 6.470	19.069 19.710	2:23.506 (38./3.) 2:24.371 (41./4.)	52,101 0,005	4:47.877 (4.) 92,540
41.	565	MITÁNEK Petr DKP Racing	CZ 1979	Opel Astra GSi S1-2000	7.568 7.500	22.391 22.291	2:33.039 (43./3.) 2:26.872 (43./4.)	7.255 7.265	21.169 20.588	2:24.940 (42./4.) 2:23.623 (40./4.)	52,787 0,686	4:48.563 (4.) 92,320
42.	49	PIEKARZ Antonín Auto Tony Motorsport	CZ 1957	Citroen C2 S1-1600	7.692 7.579	21.647 21.334	2:29.621 (38./2.) 2:27.028 (45./3.)	7.568 7.392	21.425 20.982	2:24.958 (43./3.) 2:25.326 (42./3.)	54,508 1,721	4:50.284 (3.) 91,772
43.	404	HANUŠ Vladimír VH WRC	SK 1976	Subaru Impreza STi S1+2000	6.987 7.642	21.212 21.096	2:33.010 (42./11.) 2:29.113 (47./13.)	6.383 7.361	19.852 20.683	2:24.858 (41./12.) 2:26.201 (43./12.)	55,283 0,775	4:51.059 (12.) 91,528
44.	831	MOLNÁR Ján Homer Racing Team	SK 1968	Škoda Felicia Kit Car E1-1600	7.001 6.797	21.581 20.462	2:34.894 (47./3.) 2:25.661 (42./3.)	6.778 6.686	20.903 20.660	2:25.739 (47./3.) 2:26.204 (44./3.)	56,167 0,884	4:51.943 (3.) 91,251
45.	309	FIBICH Václav Fibich Přeprava osob	CZ 1983	Opel Corsa B E1-2000	6.649 6.690	21.459 21.086	2:29.351 (36./6.) 2:32.253 (56./8.)	6.555 6.541	20.202 21.007	2:23.929 (39./6.) 2:29.151 (48./7.)	57,304 1,137	4:53.080 (7.) 90,897
46.	593	ANČÍK František Kovosteel Novitech Sudoměřice	CZ 1976	BMW 120d S-2000	8.094 7.801	22.504 21.410	2:31.774 (40./1.) 2:28.082 (46./1.)	7.624 7.856	21.481 21.572	2:25.695 (46./1.) 2:27.630 (45./1.)	57,549 0,245	4:53.325 (1.) 90,821
47.	119	DOKOUPIL Roman R9 Team	CZ 1976	Škoda 130 RS HA1-1300	6.805 6.898	20.805 21.044	- DNF - 2:30.404 (48./1.)	6.769 6.916	20.495 20.941	2:27.467 (49./1.) 2:28.516 (47./1.)	60,207 2,658	4:55.983 (1.) 90,005
48.	232	TURZA Roman St-Al Motorsport	SK 1983	Honda Civic S1-1600	7.388 7.181	21.970 21.570	2:35.431 (50./4.) 2:31.501 (52./4.)	7.200 7.087	20.810 21.170	2:27.481 (50./4.) 2:29.309 (49./4.)	61,014 0,807	4:56.790 (4.) 89,760
49.	74	STANIAK Marcin Autoelektronika Balicka Sport	PL 1978	BMW 318i S S+2000	6.915 7.174	21.176 21.105	2:33.735 (45./3.) 2:30.459 (50./3.)	7.099 7.026	20.794 20.589	2:28.986 (53./3.) 2:28.142 (46./3.)	61,352 0,338	4:57.128 (3.) 89,658
50.	133	LOUBAL Lubmír Vet Cars	CZ 1982	VW Golf IV E1-2000	7.104 6.989	21.350 20.801	2:29.526 (37./7.) 2:25.153 (41./6.)	6.964 7.009	20.479 21.148	2:24.972 (44./7.) 2:33.210 (55./9.)	62,406 1,054	4:58.182 (8.) 89,341
51.	212	JELÍNEK Libor Auto Jelínek	CZ 1949	BMW 3.5 CSLi HA1+1300	6.965 6.672	21.368 20.864	2:38.228 (54./1.) 2:30.428 (49./1.)	6.641 6.724	20.298 20.531	2:27.906 (51./1.) 2:32.452 (53./1.)	64,582 2,176	5:00.358 (1.) 88,694

Rank	?	Driver Entrant	CZ Bird	Car Class	Qualification			RACE			Diff. Prev. Diff.	TIME Speed (km/h)
					IT 1	IT 2	Time	IT 1	IT 2	Time		
52.	266	JANÍK Lukáš BP Autosport Bruntál	CZ 1992	Renault Clio Sport S1-2000	7.446 7.265	23.446 21.629	2:47.794 (70./11.) 2:35.513 (63./9.)	7.130 7.182	21.226 20.946	2:31.303 (56./6.) 2:29.412 (50./5.)	64,939 0,357	5:00.715 (5.) 88,589
53.	405	HAZELLE Francois Pohořelice	FR 1973	Peugeot 205 GTI S1-2000	7.773 7.431	22.675 21.679	2:37.230 (53./5.) 2:33.487 (59./7.)	7.249 7.277	21.914 21.839	2:31.422 (57./7.) 2:30.233 (51./6.)	65,879 0,940	5:01.655 (6.) 88,313
54.	66	KASZYŃSKI Jaroslaw Prosound Koraszewski Autosport	PL 1972	BMW M3 S1-2000	7.361 7.320	21.863 21.157	2:35.948 (51./4.) 2:31.578 (53./5.)	7.047 7.215	21.198 21.001	2:31.438 (58./8.) 2:30.477 (52./7.)	66,139 0,260	5:01.915 (7.) 88,237
55.	221	KROPÁČ Miroslav Racing Team Kroužek	CZ 1984	Nissan Sunny S-2000	7.527 7.352	22.389 21.392	2:36.439 (52./2.) 2:31.912 (54./2.)	7.205 7.325	21.350 22.309	2:30.596 (55./2.) 2:33.407 (57./2.)	68,227 2,088	5:04.003 (2.) 87,631
56.	59	LISÁL Radovan MTZ Racing Team	SK 1971	Peugeot 205 GTI E1-2000	8.071 7.620	43.564 22.298	2:57.242 (79./9.) 2:31.993 (55./7.)	7.595 7.698	22.342 22.551	2:32.728 (62./9.) 2:32.929 (54./8.)	69,881 1,654	5:05.657 (9.) 87,157
57.	128	MAZ Piotr AMK Tarnow	PL 1978	Fiat 128 Abarth HA1-1300	7.848 7.488	23.454 22.012	2:44.059 (62./2.) 2:35.620 (64./3.)	7.418 7.459	21.532 21.517	2:31.790 (59./3.) 2:33.868 (58./2.)	69,882 0,001	5:05.658 (2.) 87,156
58.	464	FIRTL Radim jr. Fira Team	CZ 1992	Renault Clio Sport S1-2000	7.657 7.285	26.276 21.905	2:44.039 (61./9.) 2:33.566 (60./8.)	8.135 7.559	22.430 21.667	2:32.814 (63./10.) 2:33.356 (56./8.)	70,394 0,512	5:06.170 (8.) 87,010
59.	62	NIŽNANSKÝ Miroslav NiM Pneuservis Racing Team	SK 1962	Fiat X1/9 Bertone HA1+1300	7.184 7.030	22.886 21.575	2:47.903 (71./3.) 2:38.223 (66./2.)	7.004 7.007	21.155 21.157	2:32.485 (60./2.) 2:35.470 (61./2.)	72,179 1,785	5:07.955 (2.) 86,506
60.	256	POKORNÝ Milan Hillclimb Racing Team	SK 1994	Škoda Fabia E1-1400	8.059 7.902	22.451 21.927	2:38.417 (55./6.) 2:33.802 (61./6.)	7.796 7.772	21.904 22.021	2:34.142 (64./4.) 2:37.423 (63./6.)	75,789 3,610	5:11.565 (5.) 85,504
61.	397	ONDREJKA Ján JOSK Racing Team	SK 1953	Škoda 200 RS HA1+1300	7.247 7.025	23.134 21.717	2:47.668 (69./2.) 2:38.584 (68./3.)	7.049 6.929	21.378 21.244	2:34.840 (66./3.) 2:37.511 (64./3.)	76,575 0,786	5:12.351 (3.) 85,289
62.	622	FILLOVÁ Katarína Silard Racing Team	SK 1984	BMW 320i S1-2000	7.881 7.677	23.631 22.444	2:45.757 (64./10.) 2:38.028 (65./10.)	7.640 7.619	22.139 24.481	2:34.555 (65./11.) 2:33.885 (65./9.)	76,664 0,089	5:12.440 (9.) 85,264
63.	122	CICÁK Viliam Boan Pezinok	SK 1955	Citroen Saxo VTS E1-1600	7.468 7.171	22.291 21.197	2:40.724 (58./4.) 2:38.390 (67./4.)	8.008 7.416	22.861 21.865	2:40.275 (72./4.) 2:34.650 (60./4.)	79,149 2,485	5:14.925 (4.) 84,592
64.	89	RÝZEK Milan o.z. AC3R Prietrž	SK 1985	Formule Van Diemen E2/C-1400	8.754 8.267	23.889 22.709	2:40.742 (59./4.) 2:38.808 (69./4.)	8.133 8.085	22.946 23.120	2:37.510 (68./1) 2:38.150 (66./3.)	79,884 0,735	5:15.660 (3.) 84,395
65.	40	OSLADIL Jan jr. Autosport Osladil	CZ 1968	Formule Škoda MTX 1-01 HA2	7.426 7.316	21.854 21.614	2:47.319 (67./1.) 2:43.491 (75./1.)	7.146 7.215	21.518 21.426	2:38.914 (70./1.) 2:38.184 (67./1.)	81,322 1,438	5:17.098 (1.) 84,012
66.	711	VÍZNER Peter Lubietova	SK 1976	Ford Escort RS S-2000	7.862 7.831	23.273 23.096	2:45.874 (65./3.) 2:41.540 (73./3.)	7.899 7.738	23.104 23.002	2:39.602 (71./3.) 2:41.661 (70./3.)	85,487 4,165	5:21.263 (3.) 82,923
67.	158	GALLO Pavol Scuderia Gallo	SK 1946	Fiat 128 Sport Coupé HA1-1300	8.685 7.343	25.886 22.002	2:53.494 (76./3.) 2:39.936 (71./4.)	7.346 7.477	21.696 23.395	2:36.141 (67./4.) 2:46.150 (71./3.)	86,515 1,028	5:22.291 (3.) 82,658
68.	206	SIKHART Roland Car Zone Racing Team	SK 1976	Suzuki Swift Sport S1-1600	9.075 8.643	25.555 24.440	2:53.127 (75./5.) 2:44.263 (77./5.)	9.764 8.177	25.579 23.386	2:47.577 (75./5.) 2:40.887 (69./5.)	92,688 6,173	5:28.464 (5.) 81,105
69.	243	KOTEK Pavel PK Tuning	CZ 1974	BMW 325 Coupe E1+2000	8.012 7.263	22.223 30.562	2:34.432 (46./7.) 2:35.365 (62./7.)	7.466 7.685	21.295 32.473	2:25.848 (48./7.) 3:02.670 (77./7.)	92,742 0,054	5:28.518 (7.) 81,091
70.	176	INDRYCH Dušan Racing Team Kroužek	CZ 1976	Nissan Sunny S-2000	8.642 7.814	24.612 22.943	2:47.560 (68./4.) 2:47.360 (81./4.)	7.810 7.727	22.823 22.948	2:46.051 (74./4.) 2:46.378 (72./4.)	96,653 3,911	5:32.429 (4.) 80,137
71.	70	MÁČIK Marian MTZ Racing Team	SK 1970	Fiat Cinquecento Sporting E1-1150	7.902 7.854	24.396 23.613	2:57.812 (80./4.) 2:43.784 (76./2.)	7.891 8.107	23.660 24.878	2:45.184 (73./1.) 2:50.252 (74./2.)	99,660 3,007	5:35.436 (1.) 79,419
72.	695	GRNÁČ Ján Hobby	SK 1955	Škoda Felicia E1-1150	7.537 7.409	22.347 21.921	2:45.023 (63./1.) 2:38.939 (70./1.)	7.124 7.279	38.388 22.106	3:00.986 (80./3.) 2:39.111 (68./1.)	104,321 4,661	5:40.097 (2.) 78,331
73.	623	GLAC Stanislav Burestre Sport	CZ 1962	Ford Fiesta ST S1-2000	7.925 8.120	22.982 22.902	2:49.062 (73./12.) 2:42.649 (74./11.)	7.904 7.767	40.443 22.781	2:59.425 (79./12.) 2:46.688 (73./10.)	110,337 6,016	5:46.113 (10.) 76,969
74.	168	KULDOVÁ Zdenka HZ Autosport	CZ 1960	Lada Samara S1-1600	8.769 8.639	25.631 24.734	3:04.984 (81./6.) 3:00.016 (84./6.)	8.468 8.356	24.503 24.702	2:58.801 (78./6.) 2:57.739 (75./6.)	120,764 10,427	5:56.540 (6.) 74,718
75.	225	STEC Irena Polonia Racing Team	PL 1983	Promot Easter 86 HA2	7.153 7.260	24.574 25.846	3:26.502 (84./3.) 3:28.011 (87./3.)	7.021 7.434	24.866 23.714	3:06.638 (82./3.) 3:00.929 (76./2.)	131,791 11,027	6:07.567 (2.) 72,477
76.	109	MÁDY Tomáš Perax Racing	SK 1986	Fiat 126p Fiat-126	9.318 9.131	26.326 26.245	3:12.726 (82./1.) 3:06.304 (85./1.)	9.127 9.081	26.544 26.074	3:05.344 (81./1.) 3:08.084 (79./1.)	137,652 5,861	6:13.428 (1.) 71,339
77.	39	OSLADIL Jan Autosport Osladil	CZ 1944	Národní formule Delta II E2/C-1400	6.422 6.443	20.086 19.694	2:25.363 (26./3.) 2:23.073 (35./3.)	6.556 7.119	20.170 22.110	3:24.572 (84./3.) 3:05.609 (78./4.)	154,405 16,753	6:30.181 (4.) 68,276
78.	180	PIPEKOVÁ Věra Česká Ves	CZ 1943	Mazda 323 S+2000	- 7.559	- 25.691	- DNS - 3:11.685 (86./4.)	8.069 7.913	27.216 26.369	3:14.832 (83./4.) 3:15.513 (80./4.)	154,569 0,164	6:30.345 (4.) 68,247
79.	345	KACVINSKY Peter AK Hobby Racing	SK 1963	Suzuki Swift E1-1400	7.624 7.465	24.590 22.719	- DNF - - DNF -	8.183 7.467	24.006 21.893	4:12.849 (86./6.) 2:37.352 (62./5.)	174,425 19,856	6:50.201 (6.) 64,944
80.	325	ROGUSKI Rafał Polonia Racing Team	PL 1981	Promot Polonia 75 HA2	9.455 7.693	30.312 24.646	3:21.509 (83./2.) 2:54.911 (83./2.)	7.918 7.704	24.720 23.443	2:47.917 (76./2.) 9:44.087 (81./3.)	516,228 341,803	12:32.004 (3.) 35,425
81.	124	MATUŠEK Lukáš R9 Team	CZ 1986	Škoda 120 LS B6 HA1-1300	6.885 6.768	21.447 20.961	2:33.564 (44./1.) 2:32.261 (57./2.)	6.751 6.789	20.630 20.675	2:28.433 (52./2.) 11:30.882 (82./4.)	603,539 87,311	13:59.315 (4.) 31,740
	144	MICHALEWICZ Piotr APM Car	PL 1977	Seat Ibiza Cupra S1-2000	7.787 7.604	23.225 21.783	2:42.756 (60./8.) 2:32.811 (58./6.)	7.674 7.434	21.714 21.476	2:30.404 (54./5.) - DNF -	- - DNF -	- DNS -
	64	LIPÁR Marcel Fira Team	CZ 1965	Renault Clio Sport S1-2000	8.398 7.648	24.142 30.531	2:38.553 (56./6.) 2:52.748 (82./12.)	7.460 11.843	22.248 26.121	2:32.720 (61./9.) - DNF -	- - DNF -	- DNS -
	197	STASIAK Adam Akuna Team Poland	PL 1980	Fiat Cinquecento E1-1150	8.314 8.387	24.316 23.327	2:51.894 (74./2.) 2:45.226 (80./4.)	11.887 -	32.288 -	3:55.784 (85./4.) - DNS -	- - DNS -	- DNS -
	157	PAŠEK Przemyslaw Akuna Team Poland	PL 1984	Fiat Cinquecento E1-1150	8.734 8.419	24.267 23.288	2:53.832 (78./3.) 2:44.706 (78./3.)	8.469 -	23.710 -	2:50.381 (77./2.) - DNS -	- - DNS -	- DNS -
	24	ORŠULA Ján Oršula Motorsport	SK 1977	Škoda 130 RS Evo I E1-1400	7.724 7.474	- 21.191	2:34.903 (49./5.) 2:30.663 (51./5.)	7.498 -	21.944 -	2:37.698 (69./5.) - DNS -	- - DNS -	- DNS -
	868	POVAZAN Peter Car Zone Racing Team	SK 1971	Subaru Impreza S1+2000	6.255 6.331	20.242 19.779	2:46.096 (66./13.) 2:26.917 (44./12.)	- -	- -	- DNS - - DNS -	- - DNS -	- DNS -
	802	PILÁT Marián RT Team	SK 1987	Fiat Bravo S-2000	7.886 -	23.063 -	2:53.662 (77./5.) - DNS -	- -	- -	- DNS - - DNS -	- - DNS -	- DNS -
	691	HENRICH Marko Marko Motorsport	SK 1993	Seat Ibiza GTi E1-2000	8.203 7.707	24.698 22.612	2:48.468 (72./8.) 2:40.293 (72./9.)	7.606 7.608	21.772 21.875	- DNF - 2:34.578 (59./10.)	- - DNS -	- DNS -

Rank	Driver Entrant	SK Bird	Car Class	Qualification			RACE			Diff. Prev. Diff.	TIME Speed (km/h)
				IT 1	IT 2	Time	IT 1	IT 2	Time		

Competition / Weather Information									
Qualification					RACE				
	Time	Weather	Temp. (°C)			Time	Weather	Temp. (°C)	
			Air	Road				Air	Road
1st Round	08:17 - 11:02	Sunny	17	16	1st Round	13:07 - 15:21	Semicloudy	24	23
2nd Round	10:29 - 11:59	Sunny	21	19	2nd Round	15:25 - 17:48	Semicloudy	23	23

Statistics										
		Time			Speed (km/h)			Competitors / Nations		
		Min	Max	Avg.	Max	Min	Avg.	in start list	started	with results
Qualification	1st Round	2:00.520	3:26.502	2:33.594	110,521	64,503	86,722	102/4	88/4	85/4
	2nd Round	1:58.320	3:28.011	2:28.564	112,576	64,035	89,658	102/4	88/4	87/4
RACE	1st Round	1:56.692	4:12.849	2:29.156	114,147	52,680	89,303	102/4	87/4	86/4
	2nd Round	1:59.084	11:30.882	2:38.644	111,854	19,280	83,962	102/4	80/4	82/4


Race Director	Sport Marshal IHA	Main Timekeeper
ŽITŇAN Michal (SVK)	BARTL Miroslav (CZE)	 ŠABÍK Ľuboš (SVK)

LIQUI MOLY BERG CUP 2010



Jankov vršok

21. - 23. 5. 2010



Jury / Competition Management		Hill Data	
Chief of Competition	ŽITŇAN Michal (SVK)	Start Altitude	250 m
Race Director	ŽITŇAN Michal (SVK)	Finish Altitude	520 m
Vice chairman	MIKUŠIAK Roman (SVK)	Vertical Drop	270 m
Sport Marshal IHA	BARTL Miroslav (CZE)	Course Length	3700 m
Technical Marshal IHA	BARTL Miroslav (CZE)	Min course Width	7 m
		Count of right-hand bend	
		Count of left-hand bend	
		Hill Record	:



Rank	?	Driver Entrant	SK Bird	Car Class	Qualification			RACE			Diff. Prev. Diff.	TIME Speed (km/h)
					IT 1	IT 2	Time	IT 1	IT 2	Time		
CLASS Fiat-126												
1.	109	MÁDY Tomáš Perax Racing	SK 1986	Fiat 126p Fiat-126	9.318 9.131	26.326 26.245	3:12.726 (82./1.) 3:06.304 (85./1.)	9.127 9.081	26.544 26.074	3:05.344 (81./1.) 3:08.084 (79./1.)	0,000	6:13.428 (76.) 71,339
CLASS S-2000												
1.	593	ANČÍK František Kovosteel Novitech Sudoměřice	CZ 1976	BMW 120d S-2000	8.094 7.801	22.504 21.410	2:31.774 (40./1.) 2:28.082 (46./1.)	7.624 7.856	21.481 21.572	2:25.695 (46./1.) 2:27.630 (45./1.)	0,000	4:53.325 (46.) 90,821
2.	221	KROPÁČ Miroslav Racing Team Kroužek	CZ 1984	Nissan Sunny S-2000	7.527 7.352	22.389 21.392	2:36.439 (52./2.) 2:31.912 (54./2.)	7.205 7.325	21.350 22.309	2:30.596 (55./2.) 2:33.407 (57./2.)	10,678 10,678	5:04.003 (55.) 87,631
3.	711	VÍZNER Peter Lubietova	SK 1976	Ford Escort RS S-2000	7.862 7.831	23.273 23.096	2:45.874 (65./3.) 2:41.540 (73./3.)	7.899 7.738	23.104 23.002	2:39.602 (71./3.) 2:41.661 (70./3.)	27,938 17,260	5:21.263 (66.) 82,923
4.	176	INDRYCH Dušan Racing Team Kroužek	CZ 1976	Nissan Sunny S-2000	8.642 7.814	24.612 22.943	2:47.560 (68./4.) 2:47.360 (81./4.)	7.810 7.727	22.823 22.948	2:46.051 (74./4.) 2:46.378 (72./4.)	39,104 11,166	5:32.429 (70.) 80,137
802		PILÁT Marián RT Team	SK 1987	Fiat Bravo S-2000	7.886 -	23.063 -	2:53.662 (77./5.) - DNS -	- -	- -	- DNS - - DNS -		- DNS -
CLASS S+2000												
1.	440	KORASZEWSKI Jacek Koraszewski Auto Sport	PL 1982	Audi TT S+2000	6.513 6.981	20.261 20.318	2:25.487 (27./2.) 2:22.280 (32./2.)	6.224 6.206	19.383 19.531	2:19.379 (32./1.) 2:19.063 (28./1.)	0,000	4:38.442 (32.) 95,675
2.	321	JÁNOŠÍK Vladimír Rodex Car Racing Team	SK 1977	Seat Leon Cupra S+2000	7.010 7.214	20.406 20.606	2:22.335 (20./1.) 2:22.081 (31./1.)	7.441 6.912	20.886 20.262	2:22.996 (35./2.) 2:21.221 (33./2.)	5,775 5,775	4:44.217 (34.) 93,731
3.	74	STANIAK Marcin Autoelektronika Balicka Sport	PL 1978	BMW 318iS S+2000	6.915 7.174	21.176 21.105	2:33.735 (45./3.) 2:30.459 (50./3.)	7.099 7.026	20.794 20.589	2:28.986 (53./3.) 2:28.142 (46./3.)	18,686 12,911	4:57.128 (49.) 89,658
4.	180	PIPEKOVÁ Věra Česká Ves	CZ 1943	Mazda 323 S+2000	- 7.559	- 25.691	- DNS - 3:11.685 (86./4.)	8.069 7.913	27.216 26.369	3:14.832 (83./4.) 3:15.513 (80./4.)	111,903 93,217	6:30.345 (78.) 68,247
CLASS S1-1600												

Rank	?	Driver Entrant	SK Bird	Car Class	Qualification			RACE			Diff. Prev. Diff.	TIME Speed (km/h)
					IT 1	IT 2	Time	IT 1	IT 2	Time		
1.	208	ZIMÁK Martin SVC Náchod Motorsport	CZ 1989	Citroen Saxo VTS S1-1600	7.172 7.162	20.388 19.923	2:20.661 (17./1.) 2:18.397 (22./1.)	6.766 7.100	19.355 19.966	2:16.126 (25./1.) 2:16.449 (25./1.)	0,000	4:32.575 (24.) 97,735
2.	152	ÁZSÓTH Ladislav Car Zone Racing Team	CZ 1959	Citroen Saxo VTS S1-1600	7.796 7.438	22.229 20.807	2:30.446 (39./3.) 2:24.969 (40./2.)	7.237 7.304	20.524 20.567	2:22.208 (34./2.) 2:22.444 (37./2.)	12,077 12,077	4:44.652 (36.) 93,588
3.	49	PIEKARZ Antonín Auto Tony Motorsport	CZ 1957	Citroen C2 S1-1600	6.692 7.579	21.647 21.334	2:29.621 (38./2.) 2:27.028 (45./3.)	7.568 7.392	21.425 20.982	2:24.958 (43./3.) 2:25.326 (42./3.)	17,709 5,632	4:50.284 (42.) 91,772
4.	232	TURZA Roman St-Al Motorsport	SK 1983	Honda Civic S1-1600	7.388 7.181	21.970 21.570	2:35.431 (50./4.) 2:31.501 (52./4.)	7.200 7.087	20.810 21.170	2:27.481 (50./4.) 2:29.309 (49./4.)	24,215 6,506	4:56.790 (48.) 89,760
5.	206	SIKHART Roland Car Zone Racing Team	SK 1976	Suzuki Swift Sport S1-1600	9.075 8.643	25.555 24.440	2:53.127 (75./5.) 2:44.263 (77./5.)	9.764 8.177	25.579 23.386	2:47.577 (75./5.) 2:40.887 (69./5.)	55,889 31,674	5:28.464 (68.) 81,105
6.	168	KULDOVÁ Zdenka HZ Autosport	CZ 1960	Lada Samara S1-1600	8.769 8.639	25.631 24.734	3:04.984 (81./6.) 3:00.016 (84./6.)	8.468 8.356	24.503 24.702	2:58.801 (78./6.) 2:57.739 (75./6.)	83,965 28,076	5:56.540 (74.) 74,718

CLASS S1-2000

1.	187	HORÁK Tomáš Bratislava	SK 1976	Honda Civic Type R S1-2000	7.211 6.713	22.092 20.313	2:27.249 (29./1.) 2:22.358 (33./1.)	6.692 6.845	19.959 19.957	2:18.449 (30./1.) 2:19.437 (30./1.)	0,000	4:37.886 (30.) 95,867
2.	698	SLOVÁČEK Michal Slovak Sport	CZ 1968	Nissan Sunny GTi S1-2000	6.850 6.828	32.370 20.206	2:38.878 (57./7.) 2:24.483 (39./3.)	6.742 6.772	19.883 20.300	2:23.212 (37./2.) 2:21.348 (34./2.)	6,674 6,674	4:44.560 (35.) 93,618
3.	18	SATEK Jakub Network24 Racing	CZ 1984	Honda Civic Type R S1-2000	7.603 7.347	21.391 20.521	2:28.864 (32./2.) 2:23.642 (38./2.)	7.386 7.365	20.373 20.713	2:24.203 (40./3.) 2:23.119 (38./3.)	9,436 2,762	4:47.322 (38.) 92,718
4.	565	MITÁNEK Petr DKP Racing	CZ 1979	Opel Astra GSi S1-2000	7.568 7.500	22.391 21.291	2:33.039 (43./3.) 2:26.872 (43./4.)	7.255 7.265	21.169 20.588	2:24.940 (42./4.) 2:23.623 (40./4.)	10,677 1,241	4:48.563 (41.) 92,320
5.	266	JANÍK Lukáš BP Autosport Bruntál	CZ 1992	Renault Clio Sport S1-2000	7.446 7.265	23.446 21.629	2:47.794 (70./11.) 2:35.513 (63./9.)	7.130 7.182	21.226 20.946	2:31.303 (56./6.) 2:29.412 (50./5.)	22,829 12,152	5:00.715 (52.) 88,589
6.	405	HAZELLE Francois Pohořelice	FR 1973	Peugeot 205 GTi S1-2000	7.773 7.431	22.675 21.679	2:37.230 (53./5.) 2:33.487 (59./7.)	7.249 7.277	21.914 21.839	2:31.422 (57./7.) 2:30.233 (51./6.)	23,769 0,940	5:01.655 (53.) 88,313
7.	66	KASZYNSKI Jaroslaw Prosound Koraszewski Autosport	PL 1972	BMW M3 S1-2000	7.361 7.320	21.863 21.157	2:35.948 (51./4.) 2:31.578 (53./5.)	7.047 7.215	21.198 21.001	2:31.438 (58./8.) 2:30.477 (52./7.)	24,029 0,260	5:01.915 (54.) 88,237
8.	464	FIRTL Radim jr. Fira Team	CZ 1992	Renault Clio Sport S1-2000	7.657 7.285	26.276 21.905	2:44.039 (61./9.) 2:33.566 (60./8.)	8.135 7.559	22.430 21.667	2:32.814 (63./10.) 2:33.356 (56./8.)	28,284 4,255	5:06.170 (58.) 87,010
9.	622	FILLOVÁ Katarína Silard Racing Team	SK 1984	BMW 320i S1-2000	7.881 7.677	23.631 22.444	2:45.757 (64./10.) 2:38.028 (65./10.)	7.640 7.619	22.139 24.481	2:34.555 (65./11.) 2:37.885 (65./9.)	34,554 6,270	5:12.440 (62.) 85,264
10.	623	GLAC Stanislav Burestre Sport	CZ 1962	Ford Fiesta ST S1-2000	7.925 8.120	22.982 22.902	2:49.062 (73./12.) 2:42.649 (74./11.)	7.904 7.767	40.443 22.781	2:59.425 (79./12.) 2:46.688 (73./10.)	68,227 33,673	5:46.113 (73.) 76,969
	144	MICHALEWICZ Piotr APM Car	PL 1977	Seat Ibiza Cupra S1-2000	7.787 7.604	23.225 21.783	2:42.756 (60./8.) 2:32.811 (58./6.)	7.674 7.434	21.714 21.476	2:30.404 (54./5.) - DNF -	-	- DNS -
	64	LIPÁR Marcel Fira Team	CZ 1965	Renault Clio Sport S1-2000	8.398 7.648	24.142 30.531	2:38.553 (56./6.) 2:52.748 (82./12.)	7.460 11.843	22.248 26.121	2:32.720 (61./9.) - DNF -	-	- DNS -

CLASS S1+2000

1.	1	RYBNÍČEK Marek Liqui Moly Komvet Racing Team	CZ 1980	Mitsubishi Lancer Evo X S1+2000	5.636 5.497	18.022 17.700	2:06.042 (5./1.) 2:04.998 (5./1.)	5.537 5.388	17.441 17.142	2:03.633 (5./1.) 2:02.710 (5./1.)	0,000	4:06.343 (5.) 108,142
2.	65	ŠUBERT Drahošlav MS Racing Náměšť	CZ 1972	Mitsubishi Lancer Evo IX S1+2000	6.502 5.789	20.217 17.781	2:13.435 (7./3.) 2:05.407 (6./2.)	5.472 5.423	17.794 17.169	2:03.785 (6./2.) 2:02.832 (6./2.)	0,274 0,274	4:06.617 (6.) 108,022
3.	888	VAHANČIK Peter Badabing	SK 1985	Mitsubishi Lancer Evo VIII S1+2000	6.037 6.184	18.987 19.128	2:13.044 (6./2.) 2:09.094 (7./3.)	6.000 6.031	18.022 18.134	2:07.600 (8./3.) 2:09.043 (8./3.)	10,300 10,026	4:16.643 (8.) 103,802
4.	910	FUČÍK Aleš Klub Racing Team Znojmo IV	CZ 1973	Mitsubishi Lancer Evo VIII S1+2000	5.689 5.717	18.641 18.510	2:14.319 (10./4.) 2:12.899 (9./4.)	5.741 5.784	18.435 18.522	2:11.662 (13./4.) 2:11.576 (12./4.)	16,895 6,595	4:23.238 (12.) 101,201
5.	123	LALIK Vladimír Paddock Pezinok	SK 1971	Mitsubishi Lancer Evo S1+2000	6.754 6.233	32.244 19.312	2:34.897 (48./12.) 2:14.677 (15./5.)	6.085 6.052	18.839 18.675	2:12.611 (15./5.) 2:12.913 (15./6.)	19,181 2,286	4:25.524 (15.) 100,330
6.	919	LÖRINČÍK Matúš Paddock Pezinok	SK 1976	Mitsubishi Lancer Evo VIII S1+2000	6.069 6.804	19.460 19.707	2:17.676 (12./5.) 2:16.465 (19./8.)	5.984 5.796	18.376 18.396	2:13.337 (16./6.) 2:12.456 (14./5.)	19,450 0,269	4:25.793 (16.) 100,228
7.	75	FRANĚK Jan MS Racing Náměšť	CZ 1983	Subaru Impreza WRX STi S1+2000	6.433 6.399	20.233 19.319	2:21.104 (18./8.) 2:15.762 (17./6.)	5.984 6.423	18.616 18.910	2:14.745 (18./7.) 2:14.135 (18./7.)	22,537 3,087	4:28.880 (17.) 99,078
8.	712	ZAJAC Pavol Zajac Team	SK 1978	Mitsubishi Lancer Evo VIII S1+2000	6.393 6.351	20.151 19.594	2:20.573 (16./7.) 2:17.343 (21./9.)	6.218 6.148	19.351 19.029	2:15.497 (21./8.) 2:16.234 (23./10.)	25,388 2,851	4:31.731 (21.) 98,038
9.	136	CHALUPA Radim MS Racing Náměšť	CZ 1975	Subaru Impreza STi S1+2000	6.172 5.954	19.302 18.800	2:18.010 (14./6.) 2:16.323 (18./7.)	6.033 6.062	18.759 18.969	2:15.911 (22./9.) 2:16.229 (22./9.)	25,797 0,409	4:32.140 (23.) 97,891
10.	422	DOSEDĚL Dušan DK-Mont	CZ 1972	Subaru Impreza STi N14 S1+2000	6.223 6.061	20.675 19.592	2:32.849 (41./10.) 2:18.496 (23./10.)	5.845 5.735	19.125 18.941	2:17.404 (28./11.) 2:15.618 (21./8.)	26,679 0,882	4:33.022 (25.) 97,575
11.	169	ČEPIČKA Vlastimil Lipina	CZ 1962	Mitsubishi Lancer Evo X S1+2000	6.235 5.817	19.496 19.079	2:23.730 (22./9.) 2:19.634 (26./11.)	5.862 5.811	19.476 19.154	2:15.998 (23./10.) 2:17.632 (26./11.)	27,287 0,608	4:33.630 (26.) 97,358
12.	404	HANUŠ Vladimír VH WRC	SK 1976	Subaru Impreza STi S1+2000	6.987 7.642	21.212 21.096	2:33.010 (42./11.) 2:29.113 (47./13.)	6.383 7.361	19.852 20.683	2:24.858 (41./12.) 2:26.201 (43./12.)	44,716 17,429	4:51.059 (43.) 91,528
	868	POVAZAN Peter Car Zone Racing Team	SK 1971	Subaru Impreza S1+2000	6.255 6.331	20.242 19.779	2:46.096 (66./13.) 2:26.917 (44./12.)	- -	- -	- DNS - - DNS -	-	- DNS -

CLASS HA1-1300

1.	119	DOKOUPIL Roman R9 Team	CZ 1976	Škoda 130 RS HA1-1300	6.805 6.898	20.805 21.044	- DNF - 2:30.404 (48./1.)	6.769 6.916	20.495 20.941	2:27.467 (49./1.) 2:28.516 (47./1.)	0,000	4:55.983 (47.) 90,005
2.	128	MAZ Piotr AMK Tarnow	PL 1978	Fiat 128 Abarth HA1-1300	7.848 7.488	23.454 22.012	2:44.059 (62./2.) 2:35.620 (64./3.)	7.418 7.459	21.532 21.517	2:31.790 (59./3.) 2:33.868 (58./2.)	9,675 9,675	5:05.658 (57.) 87,156
3.	158	GALLO Pavol Scuderia Gallo	SK 1946	Fiat 128 Sport Coupé HA1-1300	8.685 7.343	25.886 22.002	2:53.494 (76./3.) 2:39.936 (71./4.)	7.346 7.477	21.696 23.395	2:36.141 (67./4.) 2:46.150 (71./3.)	26,308 16,633	5:22.291 (67.) 82,658
4.	124	MATUŠEK Lukáš R9 Team	CZ 1986	Škoda 120 LS B6 HA1-1300	6.885 6.768	21.447 20.961	2:33.564 (44./1.) 2:32.261 (57./2.)	6.751 6.789	20.630 20.675	2:28.433 (52./2.) 11:30.882 (82./4.)	543,332 517,024	13:59.315 (81.) 31,740

CLASS HA1+1300

Rank	?	Driver Entrant	SK Bird	Car Class	Qualification			RACE			Diff. Prev. Diff.	TIME Speed (km/h)
					IT 1	IT 2	Time	IT 1	IT 2	Time		
1.	212	JELÍNEK Libor Auto Jelínek	CZ 1949	BMW 3.5 CSLi HA1+1300	6.965 6.672	21.368 20.864	2:38.228 (54./1.) 2:30.428 (49./1.)	6.641 6.724	20.298 20.531	2:27.906 (51./1.) 2:32.452 (53./1.)	0,000	5:00.358 (51.) 88,694
2.	62	NIŽNANSKÝ Miroslav NiM Neuservis Racing Team	SK 1962	Fiat X1/9 Bertone HA1+1300	7.184 7.030	22.886 21.575	2:47.903 (71./3.) 2:38.223 (66./2.)	7.004 7.007	21.155 21.157	2:32.485 (60./2.) 2:35.470 (61./2.)	7,597 7,597	5:07.955 (59.) 86,506
3.	397	ONDREJKA Ján JOSK Racing Team	SK 1953	Škoda 200 RS HA1+1300	7.247 7.025	23.134 21.717	2:47.668 (69./2.) 2:38.584 (68./3.)	7.049 6.929	21.378 21.244	2:34.840 (66./3.) 2:37.511 (64./3.)	11,993 4,396	5:12.351 (61.) 85,289
CLASS HA2												
1.	40	OSLADIL Jan jr. Autosport Osladil	CZ 1968	Formule Škoda MTX 1-01 HA2	7.426 7.316	21.854 21.614	2:47.319 (67./1.) 2:43.491 (75./1.)	7.146 7.215	21.518 21.426	2:38.914 (70./1.) 2:38.184 (67./1.)	0,000	5:17.098 (65.) 84,012
2.	225	STEĆ Irena Polonia Racing Team	PL 1983	Promot Easter 86 HA2	7.153 7.260	24.574 25.846	3:26.502 (84./3.) 3:28.011 (87./3.)	7.021 7.434	24.866 23.714	3:06.638 (82./3.) 3:00.929 (76./2.)	50,469 50,469	6:07.567 (75.) 72,477
3.	325	ROGUSKI Rafał Polonia Racing Team	PL 1981	Promot Polonia 75 HA2	9.455 7.693	30.312 24.646	3:21.509 (83./2.) 2:54.911 (83./2.)	7.918 7.704	24.720 23.443	2:47.917 (76./2.) 9:44.087 (81./3.)	434,906 384,437	12:32.004 (80.) 35,425
CLASS E1-1150												
1.	70	MÁČIK Marian MTZ Racing Team	SK 1970	Fiat Cinquecento Sporting E1-1150	7.902 7.854	24.396 23.613	2:57.812 (80./4.) 2:43.784 (76./2.)	7.891 8.107	23.660 24.878	2:45.184 (73./1.) 2:50.252 (74./2.)	0,000	5:35.436 (71.) 79,419
2.	695	GRNÁČ Ján Hobby	SK 1955	Škoda Felicia E1-1150	7.537 7.409	22.347 21.921	2:45.023 (63./1.) 2:38.939 (70./1.)	7.124 7.279	38.388 22.106	3:00.986 (80./3.) 2:39.111 (68./1.)	4,661 4,661	5:40.097 (72.) 78,331
	197	STASIAK Adam Akuna Team Poland	PL 1980	Fiat Cinquecento E1-1150	8.314 8.387	24.316 23.327	2:51.894 (74./2.) 2:45.226 (80./4.)	11.887 -	32.288 -	3:55.784 (85./4.) - DNS -		- DNS -
	157	PAŠEK Przemysław Akuna Team Poland	PL 1984	Fiat Cinquecento E1-1150	8.734 8.419	24.267 23.288	2:53.832 (78./3.) 2:44.706 (78./3.)	8.469 -	23.710 -	2:50.381 (77./2.) - DNS -		- DNS -
CLASS E1-1400												
1.	305	TRNKA Jakub Kovosteel Novitech Sudoměřice	CZ 1982	Suzuki Swift GTi E1-1400	7.081 7.041	21.091 20.495	2:25.033 (25./2.) 2:19.237 (25./2.)	6.898 7.209	19.926 20.317	2:17.249 (27./1.) 2:20.304 (31./2.)	0,000	4:37.553 (28.) 95,982
2.	30	PLEVA Martin AMK Vrbno pod Pradědem	CZ 1979	Škoda Felicia E1-1400	7.355 7.116	21.153 20.054	2:26.916 (28./3.) 2:23.094 (36./3.)	6.974 7.084	19.669 20.412	2:18.525 (31./1.) 2:19.415 (29./1.)	0,387 0,387	4:37.940 (31.) 95,848
3.	189	VEREŠ Alexander SVT Racing	SK 1980	Suzuki Swift GTi E1-1400	7.033 6.993	21.012 20.070	2:23.978 (23./1.) 2:18.943 (24./1.)	6.957 7.078	19.988 20.552	2:20.262 (33./2.) 2:21.376 (35./3.)	4,085 3,698	4:41.638 (33.) 94,590
4.	184	ŽÁK Josef AK Konice	CZ 1953	Škoda 100 E1-1400	6.693 6.456	21.205 19.102	2:29.131 (34./4.) 2:23.601 (37./4.)	6.530 6.470	19.069 19.710	2:23.506 (38./3.) 2:24.371 (41./4.)	10,324 6,239	4:47.877 (40.) 92,540
5.	256	POKORNÝ Milan Hillclimb Racing Team	SK 1994	Škoda Fabia E1-1400	8.059 7.902	22.451 21.927	2:38.417 (55./6.) 2:33.802 (61./6.)	7.796 7.772	21.904 22.021	2:34.142 (64./4.) 2:37.423 (63./6.)	34,012 23,688	5:11.565 (60.) 85,504
6.	345	KACVINSKY Peter AK Hobby Racing	SK 1963	Suzuki Swift E1-1400	7.624 7.465	24.590 22.719	- DNF - - DNF -	8.183 7.467	24.006 21.893	4:12.849 (86./6.) 2:37.352 (62./5.)	132,648 98,636	6:50.201 (79.) 64,944
	24	ORŠULA Ján Oršula Motorsport	SK 1977	Škoda 130 RS Evo I E1-1400	7.724 7.474	- 21.191	2:34.903 (49./5.) 2:30.663 (51./5.)	7.498 -	21.944 -	2:37.698 (69./5.) - DNS -		- DNS -
CLASS E1-1600												
1.	217	STANĚK Vojtěch Liqui Moly Komvet Racing Team	CZ 1974	Peugeot 106 E1-1600	6.607 6.513	19.917 -	2:17.776 (13./1.) 2:15.525 (16./1.)	6.479 6.661	19.273 19.461	2:15.441 (20./1.) 2:16.404 (24./1.)	0,000	4:31.845 (22.) 97,997
2.	87	ŠTILEC Roman RRT s.r.o.	CZ 1978	Honda Civic VTI E1-1600	7.080 6.832	21.475 19.951	2:27.967 (31./2.) 2:20.573 (27./2.)	6.783 6.845	19.513 19.887	2:16.809 (26./2.) 2:21.012 (32./2.)	5,976 5,976	4:37.821 (29.) 95,889
3.	831	MOLNÁR Ján Homer Racing Team	SK 1968	Škoda Felicia Kit Car E1-1600	7.001 6.797	21.581 20.462	2:34.894 (47./3.) 2:25.661 (42./3.)	6.778 6.686	20.903 20.660	2:25.739 (47./3.) 2:26.204 (44./3.)	20,098 14,122	4:51.943 (44.) 91,251
4.	122	CICÁK Viliam Boan Pezinok	SK 1955	Citroen Saxo VTS E1-1600	7.468 7.171	22.291 21.197	2:40.724 (58./4.) 2:38.390 (67./4.)	8.008 7.416	22.861 21.865	2:40.275 (72./4.) 2:34.650 (60./4.)	43,080 22,982	5:14.925 (63.) 84,592
CLASS E1-2000												
1.	22	BEK Tomáš Hronov	CZ 1968	Renault Clio Sport E1-2000	6.794 6.489	20.782 19.129	2:22.554 (21./3.) 2:13.602 (12./3.)	6.365 6.492	18.570 19.053	2:10.716 (11./1.) 2:12.960 (16./2.)	0,000	4:23.676 (13.) 101,033
2.	129	BOHÁČ Milan Liqui Moly Komvet Racing Team	CZ 1957	Renault Clio Sport E1-2000	6.542 6.419	19.297 18.770	2:13.605 (8./1.) 2:12.066 (8./1.)	6.450 6.355	18.787 18.856	2:12.207 (14./2.) 2:12.310 (13./1.)	0,841 0,841	4:24.517 (14.) 100,712
3.	14	ŠIMONÍK Richard Kovosteel Novitech	CZ 1976	Peugeot 205 E1-2000	7.185 7.043	20.464 19.430	2:16.657 (11./2.) 2:13.281 (11./2.)	6.907 7.009	19.436 19.483	2:16.069 (24./4.) 2:13.874 (17./3.)	6,267 5,426	4:29.943 (18.) 98,688
4.	99	FIRTL Stanislav jr. Berg-Trophy Team	CZ 1991	Škoda Octavia TDi E1-2000	9.689 6.690	- 20.019	- DNF - 2:20.847 (28./4.)	6.717 -	19.560 -	2:15.283 (19./3.) 2:15.096 (19./4.)	6,703 0,436	4:30.379 (20.) 98,528
5.	171	BALÍK Petr B&B Elektro	CZ 1989	BMW 320i E36 coupe E1-2000	7.268 7.091	20.987 20.054	2:27.810 (30./4.) 2:21.735 (30./5.)	7.208 6.999	19.639 19.797	2:18.385 (29./5.) 2:18.876 (27./5.)	13,585 6,882	4:37.261 (27.) 96,083
6.	60	PATROVIČ Marián Kovarce	SK 1967	BMW 320i S E1-2000	7.945 7.802	22.095 21.338	2:29.204 (35./5.) 2:44.802 (79./10.)	7.935 7.689	21.542 21.235	2:25.461 (45./8.) 2:22.411 (36./6.)	24,196 10,611	4:47.872 (39.) 92,541
7.	309	FIBICH Václav Fibich Přeprava osob	CZ 1983	Opel Corsa B E1-2000	6.649 6.690	21.459 21.086	2:29.351 (36./6.) 2:32.253 (56./8.)	6.555 6.541	20.202 21.007	2:29.929 (39./6.) 2:23.151 (48./7.)	29,404 5,208	4:53.080 (45.) 90,897
8.	133	LOUBAL Lubmír Vet Cars	CZ 1982	VW Golf IV E1-2000	7.104 6.989	21.350 20.801	2:29.526 (37./7.) 2:25.153 (41./6.)	6.964 7.009	20.479 27.148	2:24.972 (44./7.) 2:33.210 (55./9.)	34,506 5,102	4:58.182 (50.) 89,341
9.	59	LISÁL Radovan MTZ Racing Team	SK 1971	Peugeot 205 GTi E1-2000	8.071 7.620	43.564 22.298	2:57.242 (79./9.) 2:31.993 (55./7.)	7.595 7.698	22.342 22.551	2:32.728 (62./9.) 2:32.929 (54./8.)	41,981 7,475	5:05.657 (56.) 87,157
	691	HENRICH Marko Marko Motorsport	SK 1993	Seat Ibiza GTi E1-2000	8.203 7.707	24.698 22.612	2:48.468 (72./8.) 2:40.293 (72./9.)	7.606 7.608	21.772 21.875	- DNF - 2:34.578 (59./10.)		- DNS -
CLASS E1+2000												
1.	7	KOMÁREK David Liqui Moly Komvet Racing Team	CZ 1975	Mitsubishi Colt Evo 550+ E1+2000	5.147 5.061	17.432 17.078	2:01.861 (2./1.) 1:59.187 (2./1.)	4.969 5.036	16.706 16.893	1:59.385 (2./1.) 1:59.230 (2./1.)	0,000	3:58.615 (2.) 111,644
2.	11	ŠPALEK Jiří Liqui Moly Komvet Racing Team	CZ 1972	Mitsubishi WRC 05 E1+2000	5.214 5.303	17.188 17.093	2:03.484 (3./2.) 2:01.624 (3./2.)	5.195 5.096	16.662 16.869	2:00.185 (3./2.) 2:00.137 (3./2.)	1,707 1,707	4:00.322 (3.) 110,851

Rank	?	Driver Entrant	SK Bird	Car Class	Qualification			RACE			Diff. Prev. Diff.	TIME Speed (km/h)
					IT 1	IT 2	Time	IT 1	IT 2	Time		
3.	922	ZEMAN Martin Liqui Moly Komvet Racing Team	CZ 1974	Mitsubishi Lancer Evo VI E1+2000	5.450 5.555	17.553 17.522	2:04.855 (4./3.) 2:13.112 (10./3.)	5.486 5.662	17.500 17.396	2:05.074 (7./3.) 2:04.450 (7./3.)	10,909 9,202	4:09.524 (7.) 106,763
4.	388	ERDÉLYI Tomáš Šenkýř Motorsport	SK 1974	BMW M3 E36 GTR E1+2000	6.798 6.395	20.406 19.058	2:19.047 (15./4.) 2:13.887 (14./4.)	6.263 6.292	18.152 18.352	2:08.402 (9./4.) 2:10.020 (9./4.)	19,807 8,898	4:18.422 (9.) 103,087
5.	56	TOMEČKA Petr Valašské Meziříčí	CZ 1990	Subaru Impreza WRX STi E1+2000	6.266 6.362	19.845 20.016	2:24.200 (24./5.) 2:20.937 (29./5.)	6.415 6.441	19.408 19.448	2:14.616 (17./5.) 2:15.559 (20./5.)	31,560 11,753	4:30.175 (19.) 98,603
6.	315	DVOŘÁK Vojtěch Sobotovice	CZ 1979	BMW E36 336i E1+2000	7.772 7.468	22.825 21.228	2:29.121 (33./6.) 2:22.817 (34./6.)	7.452 7.331	21.255 20.954	2:23.090 (36./6.) 2:23.374 (39./6.)	47,849 16,289	4:46.464 (37.) 92,996
7.	243	KOTEK Pavel PK Tuning	CZ 1974	BMW 325 Coupe E1+2000	8.012 7.263	22.223 30.562	2:34.432 (46./7.) 2:35.365 (62./7.)	7.466 7.685	21.295 32.473	2:25.848 (48./7.) 3:02.670 (77./7.)	89,903 42,054	5:28.518 (69.) 81,091

CLASS E2/C-1400

1.	96	PLEŠA Petr Kovosteel Novítech Sudoměřice	CZ 1979	Reynard 09 Ninja E2/C-1400	5.807 5.652	18.646 18.130	2:14.260 (9./1.) 2:13.855 (13./1.)	5.703 5.787	18.209 18.286	2:10.187 (10./1.) 2:10.637 (10./1.)	0,000	4:20.824 (10.) 102,138
2.	28	STEĆ Robert Polonia Racing Team	PL 1973	Intech RS 010 E2/C-1400	5.854 5.771	19.536 18.951	2:21.637 (19./2.) 2:16.911 (20./2.)	5.703 5.782	18.851 18.487	2:11.555 (12./2.) 2:11.263 (11./2.)	1,994 1,994	4:22.818 (11.) 101,363
3.	89	RÝZEK Milan o.z. AC3R Prietř	SK 1985	Formule Van Diemen E2/C-1400	8.754 8.267	23.889 22.709	2:40.742 (59./4.) 2:38.808 (69./4.)	8.133 8.085	22.946 23.120	2:37.510 (68./) 2:38.150 (66./3.)	54,836 52,842	5:15.660 (64.) 84,395
4.	39	OSLADIL Jan Autosport Osladil	CZ 1944	Národní formule Delta II E2/C-1400	6.422 6.443	20.086 19.694	2:25.363 (26./3.) 2:23.073 (35./3.)	6.556 7.119	20.170 22.110	3:24.572 (84./3.) 3:05.609 (78./4.)	129,357 74,521	6:30.181 (77.) 68,276

CLASS E2/C+1400


1.	2	MLEJNEK Aleš SVC Náchod Motorsport	CZ 1967	Opel Lotus E2/C+1400	5.651 5.609	17.147 16.987	2:00.520 (1./1.) 1:58.320 (1./1.)	5.595 5.695	16.808 17.043	1:56.692 (1./1.) 1:59.084 (1./1.)	0,000	3:55.776 (1.) 112,989
2.	5	NOVICKÝ Michal Kovosteel Novítech Sudoměřice	CZ 1977	Reynard 032 F3 E2/C+1400	5.790 6.693	17.931 18.633	2:05.177 2:04.433 (4./2.)	5.883 5.819	17.570 17.375	2:00.618 (4./2.) 2:00.882 (4./2.)	5,724 5,724	4:01.500 (4.) 110,311

Competition / Weather Information

Qualification					RACE				
	Time	Weather	Temp. (°C)			Time	Weather	Temp. (°C)	
			Air	Road				Air	Road
1st Round	08:17 - 11:02	Sunny	17	16	1st Round	13:07 - 15:21	Semicyludy	24	23
2nd Round	10:29 - 11:59	Sunny	21	19	2nd Round	15:25 - 17:48	Semicyludy	23	23

Statistics

		Time			Speed (km/h)			Competitors / Nations		
		Min	Max	Avg.	Max	Min	Avg.	in start list	started	with results
Qualification	1st Round	2:00.520	3:26.502	2:33.594	110,521	64,503	86,722	102/4	88/4	85/4
	2nd Round	1:58.320	3:28.011	2:28.564	112,576	64,035	89,658	102/4	88/4	87/4
RACE	1st Round	1:56.692	4:12.849	2:29.156	114,147	52,680	89,303	102/4	87/4	86/4
	2nd Round	1:59.084	11:30.882	2:38.644	111,854	19,280	83,962	102/4	80/4	82/4


Race Director	Sport Marshal IHA	Main Timekeeper
ŽITŇAN Michal (SVK)	BARTL Miroslav (CZE)	 ŠABÍK Ľuboš (SVK)

LIQUI MOLY BERG CUP 2010



Jankov vršok

21. - 23. 5. 2010



Jury / Competition Management		Hill Data	
Chief of Competition	ŽITŇAN Michal (SVK)	Start Altitude	250 m
Race Director	ŽITŇAN Michal (SVK)	Finish Altitude	520 m
Vice chairman	MIKUŠIAK Roman (SVK)	Vertical Drop	270 m
Sport Marshal IHA	BARTL Miroslav (CZE)	Course Length	3700 m
Technical Marshal IHA	BARTL Miroslav (CZE)	Min course Width	7 m
		Count of right-hand bend	
		Count of left-hand bend	
		Hill Record	



Rank	?	Driver Entrant	SK Bird	Car Class	Qualification			RACE			Diff. Prev. Diff.	TIME Speed (km/h)
					IT 1	IT 2	Time	IT 1	IT 2	Time		
GROUP Fiat 126												
1.	109	MÁDY Tomáš Perax Racing	SK 1986	Fiat 126p Fiat-126	9.318 9.131	26.326 26.245	3:12.726 (82./1.) 3:06.304 (85./1.)	9.127 9.081	26.544 26.074	3:05.344 (81./1.) 3:08.084 (79./1.)	0,000	6:13.428 (76.) 71,339
GROUP S												
1.	440	KORASZEWSKI Jacek Koraszewski Auto Sport	PL 1982	Audi TT S+2000	6.513 6.981	20.261 20.318	2:25.487 (27./2.) 2:22.280 (32./2.)	6.224 6.206	19.383 19.531	2:19.379 (32./1.) 2:19.063 (28./1.)	0,000	4:38.442 (32.) 95,675
2.	321	JÁNOŠÍK Vladimír Rodex Car Racing Team	SK 1977	Seat Leon Cupra S+2000	7.010 7.214	20.406 20.606	2:22.335 (20./1.) 2:22.081 (31./1.)	7.441 6.912	20.886 20.262	2:22.996 (35./2.) 2:21.221 (33./2.)	5,775 5,775	4:44.217 (34.) 93,731
3.	593	ANČÍK František Kovosteel Novitech Sudoměřice	CZ 1976	BMW 120d S-2000	8.094 7.801	22.504 21.410	2:31.774 (40./1.) 2:28.082 (46./1.)	7.624 7.856	21.481 21.572	2:25.695 (46./1.) 2:27.630 (45./1.)	14,883 9,108	4:53.325 (46.) 90,821
4.	74	STANIAK Marcin Autoelektronika Balicka Sport	PL 1978	BMW 318 iS S+2000	6.915 7.174	21.176 21.105	2:33.735 (45./3.) 2:30.459 (50./3.)	7.099 7.026	20.794 20.589	2:28.986 (53./3.) 2:28.142 (46./3.)	18,686 3,803	4:57.128 (49.) 89,658
5.	221	KROPÁČ Miroslav Racing Team Kroužek	CZ 1984	Nissan Sunny S-2000	7.527 7.352	22.389 21.392	2:36.439 (52./2.) 2:31.912 (54./2.)	7.205 7.325	21.350 22.309	2:30.596 (55./2.) 2:33.407 (57./2.)	25,561 6,875	5:04.003 (55.) 87,631
6.	711	VÍZNER Peter Lubietova	SK 1976	Ford Escort RS S-2000	7.862 7.831	23.273 23.096	2:45.874 (65./3.) 2:41.540 (73./3.)	7.899 7.738	23.104 23.002	2:39.602 (71./3.) 2:41.661 (70./3.)	42,821 17,260	5:21.263 (66.) 82,923
7.	176	INDRYCH Dušan Racing Team Kroužek	CZ 1976	Nissan Sunny S-2000	8.642 7.814	24.612 22.943	2:47.560 (68./4.) 2:47.360 (81./4.)	7.810 7.727	22.823 22.948	2:46.051 (74./4.) 2:46.378 (72./4.)	53,987 11,166	5:32.429 (70.) 80,137
8.	180	PIPEKOVÁ Věra Česká Ves	CZ 1943	Mazda 323 S+2000	- 7.559	- 25.691	- DNS - 3:11.685 (86./4.)	8.069 7.913	27.216 26.369	3:14.832 (83./4.) 3:15.513 (80./4.)	111,903 57,916	6:30.345 (78.) 68,247
802		PILÁT Marián RT Team	SK 1987	Fiat Bravo S-2000	7.886	23.063	2:53.662 (77./5.) - DNS -	-	-	- DNS - - DNS -		- DNS -
GROUP S1												
1.	1	RYBNÍČEK Marek Liqui Moly Komvet Racing Team	CZ 1980	Mitsubishi Lancer Evo X S1+2000	5.636 5.497	18.022 17.700	2:06.042 (5./1.) 2:04.998 (5./1.)	5.537 5.388	17.441 17.142	2:03.633 (5./1.) 2:02.710 (5./1.)	0,000	4:06.343 (5.) 108,142

Rank	?	Driver Entrant	SK Bird	Car Class	Qualification			RACE			Diff. Prev. Diff.	TIME Speed (km/h)
					IT 1	IT 2	Time	IT 1	IT 2	Time		
2.	65	ŠUBERT Drahošlav MS Racing Náměšť	CZ 1972	Mitsubishi Lancer Evo IX S1+2000	6.502 5.789	20.217 17.781	2:13.435 (7./3.) 2:05.407 (6./2.)	5.472 5.423	17.794 17.169	2:03.785 (6./2.) 2:02.832 (6./2.)	0,274 0,274	4:06.617 (6.) 108,022
3.	888	VAHANČIK Peter Badabing	SK 1985	Mitsubishi Lancer Evo VIII S1+2000	6.037 6.184	18.987 19.128	2:13.044 (6./2.) 2:09.094 (7./3.)	6.000 6.031	18.022 18.134	2:07.600 (8./3.) 2:09.043 (8./3.)	10,300 10,026	4:16.643 (8.) 103,802
4.	910	FUČÍK Aleš Klub Racing Team Znojmo IV	CZ 1973	Mitsubishi Lancer Evo VIII S1+2000	5.689 5.717	18.641 18.510	2:14.319 (10./4.) 2:12.899 (9./4.)	5.741 5.784	18.435 18.522	2:11.662 (13./4.) 2:11.576 (12./4.)	16,895 6,595	4:23.238 (12.) 101,201
5.	123	LALIK Vladimír Paddock Pezínok	SK 1971	Mitsubishi Lancer Evo S1+2000	6.754 6.233	32.244 19.312	2:34.897 (48./12.) 2:14.677 (15./5.)	6.085 6.052	18.839 18.675	2:12.611 (15./5.) 2:12.913 (15./6.)	19,181 2,286	4:25.524 (15.) 100,330
6.	919	LÖRINČÍK Matuš Paddock Pezínok	SK 1976	Mitsubishi Lancer Evo VIII S1+2000	6.069 6.804	19.460 19.707	2:17.676 (12./5.) 2:16.465 (19./8.)	5.984 5.796	18.376 18.396	2:13.337 (16./6.) 2:12.456 (14./5.)	19,450 0,269	4:25.793 (16.) 100,228
7.	75	FRANĚK Jan MS Racing Náměšť	CZ 1983	Subaru Impreza WRX STi S1+2000	6.433 6.399	20.233 19.319	2:21.104 (18./8.) 2:15.762 (17./6.)	5.984 6.423	18.616 18.910	2:14.745 (18./7.) 2:14.135 (18./7.)	22,537 3,087	4:28.880 (17.) 99,078
8.	712	ZAJAC Pavol Zajac Team	SK 1978	Mitsubishi Lancer Evo VIII S1+2000	6.393 6.351	20.151 19.594	2:20.573 (16./7.) 2:17.343 (21./9.)	6.218 6.148	19.351 19.029	2:15.497 (21./8.) 2:16.234 (23./10.)	25,388 2,851	4:31.731 (21.) 98,038
9.	136	CHALUPA Radim MS Racing Náměšť	CZ 1975	Subaru Impreza STi S1+2000	6.172 5.954	19.302 18.800	2:18.010 (14./6.) 2:16.323 (18./7.)	6.033 6.062	18.759 18.969	2:15.911 (22./9.) 2:16.229 (22./9.)	25,797 0,409	4:32.140 (23.) 97,891
10.	208	ZIMÁK Martin SVC Náchod Motorsport	CZ 1989	Citroen Saxo VTS S1-1600	7.172 7.162	20.388 19.923	2:20.661 (17./1.) 2:18.397 (22./1.)	6.766 7.100	19.355 19.966	2:16.126 (25./1.) 2:16.449 (25./1.)	26,232 0,435	4:32.575 (24.) 97,735
11.	422	DOSEDL Dušan DK-Mont	CZ 1972	Subaru Impreza STi N14 S1+2000	6.223 6.061	20.675 19.592	2:32.849 (41./10.) 2:18.496 (23./10.)	5.845 5.735	19.125 18.941	2:17.404 (28./11.) 2:15.618 (21./8.)	26,679 0,447	4:33.022 (25.) 97,575
12.	169	ČEPIČKA Vlastimil Lipina	CZ 1962	Mitsubishi Lancer Evo X S1+2000	6.235 5.817	19.496 19.079	2:23.730 (22./9.) 2:19.634 (26./11.)	5.862 5.811	19.476 19.154	2:15.998 (23./10.) 2:17.632 (26./11.)	27,287 0,608	4:33.630 (26.) 97,358
13.	187	HORÁK Tomáš Bratislava	SK 1976	Honda Civic Type R S1-2000	7.211 6.713	22.092 20.313	2:27.249 (29./1.) 2:22.358 (33./1.)	6.692 6.845	19.959 19.957	2:18.449 (30./1.) 2:19.437 (30./1.)	31,543 4,256	4:37.886 (30.) 95,867
14.	698	SLOVÁČEK Michal Slomak Sport	CZ 1968	Nissan Sunny GTi S1-2000	6.850 6.828	32.370 20.206	2:38.878 (57./7.) 2:24.483 (39./3.)	6.742 6.772	19.883 20.300	2:23.212 (37./2.) 2:21.348 (34./2.)	38,217 6,674	4:44.560 (35.) 93,618
15.	152	ÁZSÓTH Ladislav Car Zone Racing Team	CZ 1959	Citroen Saxo VTS S1-1600	7.796 7.438	22.229 20.807	2:30.446 (39./3.) 2:24.969 (40./2.)	7.237 7.304	20.524 20.567	2:22.208 (34./2.) 2:22.444 (37./2.)	38,309 0,092	4:44.652 (36.) 93,588
16.	18	SATEK Jakub Network24 Racing	CZ 1984	Honda Civic Type R S1-2000	7.603 7.347	21.391 20.521	2:28.864 (32./2.) 2:23.642 (38./2.)	7.386 7.365	20.373 20.713	2:24.203 (40./3.) 2:23.119 (38./3.)	40,979 2,670	4:47.322 (38.) 92,718
17.	565	MITÁNEK Petr DKP Racing	CZ 1979	Opel Astra GSi S1-2000	7.568 7.500	22.391 21.291	2:33.039 (43./3.) 2:26.872 (43./4.)	7.255 7.265	21.169 20.588	2:24.940 (42./4.) 2:23.623 (40./4.)	42,220 1,241	4:48.563 (41.) 92,320
18.	49	PIEKARZ Antonín Auto Tony Motorsport	CZ 1957	Citroen C2 S1-1600	7.692 7.579	21.647 21.334	2:29.621 (38./2.) 2:27.028 (45./3.)	7.568 7.392	21.425 20.982	2:24.958 (43./3.) 2:25.326 (42./3.)	43,941 1,721	4:50.284 (42.) 91,772
19.	404	HANUŠ Vladimír VH WRC	SK 1976	Subaru Impreza STi S1+2000	6.987 7.642	21.212 21.096	2:33.010 (42./11.) 2:29.113 (47./13.)	6.383 7.361	19.852 20.683	2:24.858 (41./12.) 2:26.201 (43./12.)	44,716 0,775	4:51.059 (43.) 91,528
20.	232	TURZA Roman St-Al Motorsport	SK 1983	Honda Civic S1-1600	7.388 7.181	21.970 21.570	2:35.431 (50./4.) 2:31.501 (52./4.)	7.200 7.087	20.810 21.170	2:27.481 (50./4.) 2:29.309 (49./4.)	50,447 5,731	4:56.790 (48.) 89,760
21.	266	JANÍK Lukáš BP Autosport Bruntál	CZ 1992	Renault Clio Sport S1-2000	7.446 7.265	23.446 21.629	2:47.794 (70./11.) 2:35.513 (63./9.)	7.130 7.182	21.226 20.946	2:31.303 (56./6.) 2:29.412 (50./5.)	54,372 3,925	5:00.715 (52.) 88,589
22.	405	CHAZELLE Francois Pohořelice	FR 1973	Peugeot 205 GTi S1-2000	7.773 7.431	22.675 21.679	2:37.230 (53./5.) 2:33.487 (59./7.)	7.249 7.277	21.914 21.839	2:31.422 (57./7.) 2:30.233 (51./6.)	55,312 0,940	5:01.655 (53.) 88,313
23.	66	KASZYNSKI Jaroslaw Prosound Koraszewski Autosport	PL 1972	BMW M3 S1-2000	7.361 7.320	21.863 21.157	2:35.948 (51./4.) 2:31.578 (53./5.)	7.047 7.215	21.198 21.001	2:31.438 (58./8.) 2:30.477 (52./7.)	55,572 0,260	5:01.915 (54.) 88,237
24.	464	FIRTL Radim jr. Fira Team	CZ 1992	Renault Clio Sport S1-2000	7.657 7.285	26.276 21.905	2:44.039 (61./9.) 2:33.566 (60./8.)	8.135 7.559	22.430 21.667	2:32.814 (63./10.) 2:33.356 (56./8.)	59,827 4,255	5:06.170 (58.) 87,010
25.	622	FILLOVÁ Katarína Silard Racing Team	SK 1984	BMW 320 i S1-2000	7.881 7.677	23.631 22.444	2:45.757 (64./10.) 2:38.028 (65./10.)	7.640 7.619	22.139 24.481	2:34.555 (65./11.) 2:37.885 (65./9.)	66,097 6,270	5:12.440 (62.) 85,264
26.	206	SIKHART Roland Car Zone Racing Team	SK 1976	Suzuki Swift Sport S1-1600	9.075 8.643	25.555 24.440	2:53.127 (75./5.) 2:44.263 (77./5.)	9.764 8.177	25.579 23.386	2:47.577 (75./5.) 2:40.887 (69./5.)	82,121 16,024	5:28.464 (68.) 81,105
27.	623	GLAC Stanislav Burestre Sport	CZ 1962	Ford Fiesta ST S1-2000	7.925 8.120	22.982 22.902	2:49.062 (73./12.) 2:42.649 (74./11.)	7.904 7.767	40.443 22.781	2:59.425 (79./12.) 2:46.688 (73./10.)	99,770 17,649	5:46.113 (73.) 76,969
28.	168	KULDOVÁ Zdenka HZ Autosport	CZ 1960	Lada Samara S1-1600	8.769 8.639	25.631 24.734	3:04.984 (81./6.) 3:00.016 (84./6.)	8.468 8.356	24.503 24.702	2:58.801 (78./6.) 2:57.739 (75./6.)	110,197 10,427	5:56.540 (74.) 74,718
144		MICHALEWICZ Piotr APM Car	PL 1977	Seat Ibiza Cupra S1-2000	7.787 7.604	23.225 21.783	2:42.756 (60./8.) 2:32.811 (58./6.)	7.674 7.434	21.714 21.476	2:30.404 (54./5.) - DNF -	-	- DNS -
64		LIPÁR Marcel Fira Team	CZ 1965	Renault Clio Sport S1-2000	8.398 7.648	24.142 30.531	2:38.553 (56./6.) 2:52.748 (82./12.)	7.460 11.843	22.248 26.121	2:32.720 (61./9.) - DNF -	-	- DNS -
868		POVAZAN Peter Car Zone Racing Team	SK 1971	Subaru Impreza S1+2000	6.255 6.331	20.242 19.779	2:46.096 (66./13.) 2:26.917 (44./12.)	- -	- -	- DNS - - DNS -	-	- DNS -

GROUP HA1


1.	119	DOKOUPIL Roman R9 Team	CZ 1976	Škoda 130 RS HA1-1300	6.805 6.898	20.805 21.044	- DNF - 2:30.404 (48./1.)	6.769 6.916	20.495 20.941	2:27.467 (49./1.) 2:28.516 (47./1.)	0,000	4:55.983 (47.) 90,005
2.	212	JELÍNEK Libor Auto Jelínek	CZ 1949	BMW 3.5 CSLi HA1+1300	6.965 6.672	21.368 20.864	2:38.228 (54./1.) 2:30.428 (49./1.)	6.641 6.724	20.298 20.531	2:27.906 (51./1.) 2:32.452 (53./1.)	4,375 4,375	5:00.358 (51.) 88,694
3.	128	MAZ Piotr AMK Tarnow	PL 1978	Fiat 128 Abarth HA1-1300	7.848 7.488	23.454 22.012	2:44.059 (62./2.) 2:35.620 (64./3.)	7.418 7.459	21.532 21.517	2:31.790 (59./3.) 2:33.868 (58./2.)	9,675 5,300	5:05.658 (57.) 87,156
4.	62	NIŽNANSKÝ Miroslav NiM Pneuervis Racing Team	SK 1962	Fiat X1/9 Bertone HA1+1300	7.184 7.030	22.886 21.575	2:47.903 (71./3.) 2:38.223 (66./2.)	7.004 7.007	21.155 21.157	2:32.485 (60./2.) 2:35.470 (61./2.)	11,972 2,297	5:07.955 (59.) 86,506
5.	397	ONDREJKA Ján JOSK Racing Team	SK 1953	Škoda 200 RS HA1+1300	7.247 7.025	23.134 21.717	2:47.668 (69./2.) 2:38.584 (68./3.)	7.049 6.929	21.378 21.244	2:34.840 (66./3.) 2:37.511 (64./3.)	16,368 4,396	5:12.351 (61.) 85,289
6.	158	GALLO Pavol Scuderia Gallo	SK 1946	Fiat 128 Sport Coupé HA1-1300	8.685 7.343	25.886 22.002	2:53.494 (76./3.) 2:39.936 (71./4.)	7.346 7.477	21.696 23.395	2:36.141 (67./4.) 2:46.150 (71./3.)	26,308 9,940	5:22.291 (67.) 82,658
7.	124	MATUŠEK Lukáš R9 Team	CZ 1986	Škoda 120 LS B6 HA1-1300	6.885 6.768	21.447 20.961	2:33.564 (44./1.) 2:32.261 (57./2.)	6.751 6.789	20.630 20.675	2:28.433 (52./2.) 11:30.882 (82./4.)	543,332 517,024	13:59.315 (81.) 31,740

Rank	?	Driver Entrant	SK Bird	Car Class	Qualification			RACE			Diff. Prev. Diff.	TIME Speed (km/h)
					IT 1	IT 2	Time	IT 1	IT 2	Time		
GROUP HA2												
1.	40	OSLADIL Jan jr. Autosport Osladil	CZ 1968	Formule Škoda MTX 1-01 HA2	7.426 7.316	21.854 21.614	2:47.319 (67./1.) 2:43.491 (75./1.)	7.146 7.215	21.518 21.426	2:38.914 (70./1.) 2:38.184 (67./1.)	0,000	5:17.098 (65.) 84,012
2.	225	STĚC Irena Polonia Racing Team	PL 1983	Promot Easter 86 HA2	7.153 7.260	24.574 25.846	3:26.502 (84./3.) 3:28.011 (87./3.)	7.021 7.434	24.866 23.714	3:06.638 (82./3.) 3:00.929 (76./2.)	50,469 50,469	6:07.567 (75.) 72,477
3.	325	ROGUSKI Rafał Polonia Racing Team	PL 1981	Promot Polonia 75 HA2	9.455 7.693	30.312 24.646	3:21.509 (83./2.) 2:54.911 (83./2.)	7.918 7.704	24.720 23.443	2:47.917 (76./2.) 9:44.087 (81./3.)	434,906 384,437	12:32.004 (80.) 35,425
GROUP E1												
1.	7	KOMÁREK David Liqui Moly Komvet Racing Team	CZ 1975	Mitsubishi Colt Evo 550+ E1+2000	5.147 5.061	17.432 17.078	2:01.861 (2./1.) 1:59.187 (2./1.)	4.969 5.036	16.706 16.893	1:59.385 (2./1.) 1:59.230 (2./1.)	0,000	3:58.615 (2.) 111,644
2.	11	ŠPALEK Jiří Liqui Moly Komvet Racing Team	CZ 1972	Mitsubishi WRC 05 E1+2000	5.214 5.303	17.188 17.093	2:03.484 (3./2.) 2:01.624 (3./2.)	5.195 5.096	16.662 16.869	2:00.185 (3./2.) 2:00.137 (3./2.)	1,707 1,707	4:00.322 (3.) 110,851
3.	922	ZEMAN Martin Liqui Moly Komvet Racing Team	CZ 1974	Mitsubishi Lancer Evo VI E1+2000	5.450 5.555	17.553 17.522	2:04.855 (4./3.) 2:13.112 (10./3.)	5.486 5.662	17.500 17.396	2:05.074 (7./3.) 2:04.450 (7./3.)	10,909 9,202	4:09.524 (7.) 106,763
4.	388	ERDÉLYI Tomáš Šenkýř Motorsport	SK 1974	BMW M3 E36 GTR E1+2000	6.798 6.395	20.406 19.058	2:19.047 (15./4.) 2:13.887 (14./4.)	6.263 6.292	18.152 18.352	2:08.402 (9./4.) 2:10.020 (9./4.)	19,807 8,898	4:18.422 (9.) 103,087
5.	22	BEK Tomáš Hronov	CZ 1968	Renault Clio Sport E1-2000	6.794 6.489	20.782 19.129	2:22.554 (21./3.) 2:13.602 (12./3.)	6.365 6.492	18.570 19.053	2:10.716 (11./1.) 2:12.960 (16./2.)	25,061 5,254	4:23.676 (13.) 101,033
6.	129	BOHÁČ Milan Liqui Moly Komvet Racing Team	CZ 1957	Renault Clio Sport E1-2000	6.542 6.419	19.297 18.770	2:13.605 (8./1.) 2:12.066 (8./1.)	6.450 6.355	18.787 18.856	2:12.207 (14./2.) 2:12.310 (13./1.)	25,902 0,841	4:24.517 (14.) 100,712
7.	14	ŠIMONÍK Richard Kovosteel Novitech	CZ 1976	Peugeot 205 E1-2000	7.185 7.043	20.464 19.430	2:16.657 (11./2.) 2:13.281 (11./2.)	6.907 7.009	19.436 19.483	2:16.069 (24./4.) 2:13.874 (17./3.)	31,328 5,426	4:29.943 (18.) 98,688
8.	56	TOMEČKA Petr Valašské Meziříčí	CZ 1990	Subaru Impreza WRX STi E1+2000	6.266 6.362	19.845 20.016	2:24.200 (24./5.) 2:20.937 (29./5.)	6.415 6.441	19.408 19.448	2:14.616 (17./5.) 2:15.559 (20./5.)	31,560 0,232	4:30.175 (19.) 98,603
9.	99	FIRTL Stanislav jr. Berg-Trophy Team	CZ 1991	Škoda Octavia TDi E1-2000	9.689 6.690	- 20.019	- DNF - 2:20.847 (28./4.)	6.717 -	19.560 -	2:15.283 (19./3.) 2:15.096 (19./4.)	31,764 0,204	4:30.379 (20.) 98,528
10.	217	STANĚK Vojtěch Liqui Moly Komvet Racing Team	CZ 1974	Peugeot 106 E1-1600	6.607 6.513	19.917 -	2:17.776 (13./1.) 2:15.525 (16./1.)	6.479 6.661	19.273 19.461	2:15.441 (20./1.) 2:16.404 (24./1.)	33,230 1,466	4:31.845 (22.) 97,997
11.	171	BALÍK Petr B&B Elektro	CZ 1989	BMW 320i E36 coupe E1-2000	7.268 7.091	20.987 20.054	2:27.810 (30./4.) 2:21.735 (30./5.)	7.208 6.999	19.639 19.797	2:18.385 (29./5.) 2:18.876 (27./5.)	38,646 5,416	4:37.261 (27.) 96,083
12.	305	TRNKA Jakub Kovosteel Novitech Sudoměřice	CZ 1982	Suzuki Swift GTi E1-1400	7.081 7.041	21.091 20.495	2:25.033 (25./2.) 2:19.237 (25./2.)	6.898 7.209	19.926 20.317	2:17.249 (27./1.) 2:20.304 (31./2.)	38,938 0,292	4:37.553 (28.) 95,982
13.	87	ŠTILEC Roman RRT s.r.o.	CZ 1978	Honda Civic VTi E1-1600	7.080 6.832	21.475 19.951	2:27.967 (31./2.) 2:20.573 (27./2.)	6.783 6.845	19.513 19.887	2:16.809 (26./2.) 2:21.012 (32./2.)	39,206 0,268	4:37.821 (29.) 95,889
14.	30	PLEVA Martin AMK Vrbo pod Pradědem	CZ 1979	Škoda Felicia E1-1400	7.355 7.116	21.153 20.054	2:26.916 (28./3.) 2:23.094 (36./3.)	6.974 7.084	19.669 20.412	2:18.525 (31./1.) 2:19.415 (29./1.)	39,325 0,119	4:37.940 (31.) 95,848
15.	189	VEREŠ Alexander SVT Racing	SK 1980	Suzuki Swift GTi E1-1400	7.033 6.993	21.012 20.070	2:23.978 (23./1.) 2:18.943 (24./1.)	6.957 7.078	19.988 20.552	2:20.262 (33./2.) 2:21.376 (35./3.)	43,023 3,698	4:41.638 (33.) 94,590
16.	315	DVOŘÁK Vojtěch Sobotovice	CZ 1979	BMW E36 336i E1+2000	7.772 7.468	22.825 21.228	2:29.121 (33./6.) 2:22.817 (34./6.)	7.452 7.331	21.255 20.954	2:23.090 (36./6.) 2:23.374 (39./6.)	47,849 4,826	4:46.464 (37.) 92,996
17.	60	PATROVIČ Marián Kovarce	SK 1967	BMW 320i S E1-2000	7.945 7.802	22.095 21.338	2:29.204 (35./5.) 2:44.802 (79./10.)	7.935 7.689	21.542 21.235	2:25.461 (45./8.) 2:22.411 (36./6.)	49,257 1,408	4:47.872 (39.) 92,541
18.	184	ŽÁK Josef AK Konice	CZ 1953	Škoda 100 E1-1400	6.693 6.456	21.205 19.102	2:29.131 (34./4.) 2:23.601 (37./4.)	6.530 6.470	19.069 19.710	2:23.506 (38./3.) 2:24.371 (41./4.)	49,262 0,005	4:47.877 (40.) 92,540
19.	831	MOLNÁR Ján Homer Racing Team	SK 1968	Škoda Felicia Kit Car E1-1600	7.001 6.797	21.581 20.462	2:34.894 (47./3.) 2:25.661 (42./3.)	6.778 6.686	20.903 20.660	2:25.739 (47./3.) 2:26.204 (44./3.)	53,328 4,066	4:51.943 (44.) 91,251
20.	309	FIBICH Václav Fibich Přeprava osob	CZ 1983	Opel Corsa B E1-2000	6.649 6.690	21.459 21.086	2:29.351 (36./6.) 2:32.253 (56./8.)	6.555 6.541	20.202 21.007	2:23.929 (39./6.) 2:29.151 (48./7.)	54,465 1,137	4:53.080 (45.) 90,897
21.	133	LOUBAL Lubmír Vet Cars	CZ 1982	VW Golf IV E1-2000	7.104 6.989	21.350 20.801	2:29.526 (37./7.) 2:25.153 (41./6.)	6.964 7.009	20.479 27.148	2:24.972 (44./7.) 2:33.210 (55./9.)	59,567 5,102	4:58.182 (50.) 89,341
22.	59	LISÁL Radovan MTZ Racing Team	SK 1971	Peugeot 205 GTi E1-2000	8.071 7.620	43.564 22.298	2:57.242 (79./9.) 2:31.993 (55./7.)	7.595 7.698	22.342 22.551	2:32.728 (62./9.) 2:32.929 (54./8.)	67,042 7,475	5:05.657 (56.) 87,157
23.	256	POKORNÝ Milan Hillclimb Racing Team	SK 1994	Škoda Fabia E1-1400	8.059 7.902	22.451 21.927	2:38.417 (55./6.) 2:33.802 (61./6.)	7.796 7.772	21.904 22.021	2:34.142 (64./4.) 2:37.423 (63./6.)	72,950 5,908	5:11.565 (60.) 85,504
24.	122	CÍČÁK Viliam Boan Pezinok	SK 1955	Citroen Saxo VTS E1-1600	7.468 7.171	22.291 21.197	2:40.724 (58./4.) 2:38.390 (67./4.)	8.008 7.416	22.861 21.865	2:40.275 (72./4.) 2:34.650 (60./4.)	76,310 3,360	5:14.925 (63.) 84,592
25.	243	KOTEK Pavel PK Tuning	CZ 1974	BMW 325 Coupe E1+2000	8.012 7.263	22.223 30.562	2:34.432 (46./7.) 2:35.365 (62./7.)	7.466 7.685	21.295 32.473	2:25.848 (48./7.) 3:02.670 (77./7.)	89,903 13,593	5:28.518 (69.) 81,091
26.	70	MÁČIK Marian MTZ Racing Team	SK 1970	Fiat Cinquecento Sporting E1-1150	7.902 7.854	24.396 23.613	2:57.812 (80./4.) 2:43.784 (76./2.)	7.891 8.107	23.660 24.878	2:45.184 (73./1.) 2:50.252 (74./2.)	96,821 6,918	5:35.436 (71.) 79,419
27.	695	GRNÁČ Ján Hobby	SK 1955	Škoda Felicia E1-1150	7.537 7.409	22.347 21.921	2:45.023 (63./1.) 2:38.939 (70./1.)	7.124 7.279	38.388 22.106	3:00.986 (80./3.) 2:39.111 (68./1.)	101,482 4,661	5:40.097 (72.) 78,331
28.	345	KACVINSKY Peter AK Hobby Racing	SK 1963	Suzuki Swift E1-1400	7.624 7.465	24.590 22.719	- DNF - - DNF -	8.183 7.467	24.006 21.893	4:12.849 (86./6.) 2:37.352 (62./5.)	171,586 70,104	6:50.201 (79.) 64,944
197		STASIAK Adam Akuna Team Poland	PL 1980	Fiat Cinquecento E1-1150	8.314 8.387	24.316 23.327	2:51.894 (74./2.) 2:45.226 (80./4.)	11.887 -	32.288 -	3:55.784 (85./4.) - DNS -	-	- DNS -
157		PAŠEK Przemysław Akuna Team Poland	PL 1984	Fiat Cinquecento E1-1150	8.734 8.419	24.267 23.288	2:53.832 (78./3.) 2:44.706 (78./3.)	8.469 -	23.710 -	2:50.381 (77./2.) - DNS -	-	- DNS -
24		ORŠULA Ján Oršula Motorsport	SK 1977	Škoda 130 RS Evo I E1-1400	7.724 7.474	- 21.191	2:34.903 (49./5.) 2:30.663 (51./5.)	7.498 -	21.944 -	2:37.698 (69./5.) - DNS -	-	- DNS -
691		HENRICH Marko Marko Motorsport	SK 1993	Seat Ibiza GTi E1-2000	8.203 7.707	24.698 22.612	2:48.468 (72./8.) 2:40.293 (72./9.)	7.606 7.608	21.772 21.875	- DNF - 2:34.578 (59./10.)	-	- DNS -
GROUP E2/C												

Rank	?	Driver Entrant	SK Bird	Car Class	Qualification			RACE			Diff. Prev. Diff.	TIME Speed (km/h)
					IT 1	IT 2	Time	IT 1	IT 2	Time		
1.	2	MLEJNEK Aleš SVC Náchod Motorsport	CZ 1967	Opel Lotus E2/C+1400	5.651 5.609	17.147 16.987	2:00.520 (1./1.) 1:58.320 (1./1.)	5.595 5.695	16.808 17.043	1:56.692 (1./1.) 1:59.084 (1./1.)	0,000	3:55.776 (1.) 112,989
2.	5	NOVICKÝ Michal Kovosteel Novitech Sudoměřice	CZ 1977	Reynard 032 F3 E2/C+1400	5.790 6.693	17.931 18.633	2:05.177 2:04.433 (4./2.)	5.883 5.819	17.570 17.375	2:00.618 (4./2.) 2:00.882 (4./2.)	5,724 5,724	4:01.500 (4.) 110,311
3.	96	PLEŠA Petr Kovosteel Novitech Sudoměřice	CZ 1979	Reynard 09 Ninja E2/C-1400	5.807 5.652	18.646 18.130	2:14.260 (9./1.) 2:13.855 (13./1.)	5.703 5.787	18.209 18.286	2:10.187 (10./1.) 2:10.637 (10./1.)	25,048 19,324	4:20.824 (10.) 102,138
4.	28	STEC Robert Polonia Racing Team	PL 1973	Intech RS 010 E2/C-1400	5.854 5.771	19.536 18.951	2:21.637 (19./2.) 2:16.911 (20./2.)	5.703 5.782	18.851 18.487	2:11.555 (12./2.) 2:11.263 (11./2.)	27,042 1,994	4:22.818 (11.) 101,363
5.	89	RÝZEK Milan o.z. AC3R Prieřž	SK 1985	Formule Van Diemen E2/C-1400	8.754 8.267	23.889 22.709	2:40.742 (59./4.) 2:38.808 (69./4.)	8.133 8.085	22.946 23.120	2:37.510 (68./) 2:38.150 (66./3.)	79,884 52,842	5:15.660 (64.) 84,395
6.	39	OSLADIL Jan Autosport Osladil	CZ 1944	Národní formule Delta II E2/C-1400	6.422 6.443	20.086 19.694	2:25.363 (26./3.) 2:23.073 (35./3.)	6.556 7.119	20.170 22.110	3:24.572 (84./3.) 3:05.609 (78./4.)	154,405 74,521	6:30.181 (77.) 68,276

Competition / Weather Information									
Qualification					RACE				
	Time	Weather	Temp. (°C)			Time	Weather	Temp. (°C)	
			Air	Road				Air	Road
1st Round	08:17 - 11:02	Sunny	17	16	1st Round	13:07 - 15:21	Semicyludy	24	23
2nd Round	10:29 - 11:59	Sunny	21	19	2nd Round	15:25 - 17:48	Semicyludy	23	23

Statistics										
		Time			Speed (km/h)			Competitors / Nations		
		Min	Max	Avg.	Max	Min	Avg.	in start list	started	with results
Qualification	1st Round	2:00.520	3:26.502	2:33.594	110,521	64,503	86,722	102/4	88/4	85/4
	2nd Round	1:58.320	3:28.011	2:28.564	112,576	64,035	89,658	102/4	88/4	87/4
RACE	1st Round	1:56.692	4:12.849	2:29.156	114,147	52,680	89,303	102/4	87/4	86/4
	2nd Round	1:59.084	11:30.882	2:38.644	111,854	19,280	83,962	102/4	80/4	82/4


Race Director	Sport Marshal IHA	Main Timekeeper
ŽITŇAN Michal (SVK)	BARTL Miroslav (CZE)	 ŠABÍK Ľuboš (SVK)

LIQUI MOLY BERG CUP 2010



Jankov vršok

21. - 23. 5. 2010



Jury / Competition Management		Hill Data	
Chief of Competition	ŽITŇAN Michal (SVK)	Start Altitude	250 m
Race Director	ŽITŇAN Michal (SVK)	Finish Altitude	520 m
Vice chairman	MIKUŠIAK Roman (SVK)	Vertical Drop	270 m
Sport Marshal IHA	BARTL Miroslav (CZE)	Course Length	3700 m
Technical Marshal IHA	BARTL Miroslav (CZE)	Min course Width	7 m
		Count of right-hand bend	
		Count of left-hand bend	
		Hill Record	:




Rank	?	Driver Entrant	CZ Bird	Car Class	Qualification			RACE			Diff. Prev. Diff.	TIME Speed (km/h)
					IT 1	IT 2	Time	IT 1	IT 2	Time		
1.	622	FILLOVÁ Katarína Silard Racing Team	SK 1984	BMW 320 i S1-2000	7.881 7.677	23.631 22.444	2:45.757 (64./10.) 2:38.028 (65./10.)	7.640 7.619	22.139 24.481	2:34.555 (65./11.) 2:37.885 (65./9.)	0,000	5:12.440 (9.) 85,264
2.	168	KULDOVÁ Zdenka HZ Autosport	CZ 1960	Lada Samara S1-1600	8.769 8.639	25.631 24.734	3:04.984 (81./6.) 3:00.016 (84./6.)	8.468 8.356	24.503 24.702	2:58.801 (78./6.) 2:57.739 (75./6.)	44,100 44,100	5:56.540 (6.) 74,718
3.	225	STEČ Irena Polonia Racing Team	PL 1983	Promot Easter 86 HA2	7.153 7.260	24.574 25.846	3:26.502 (84./3.) 3:28.011 (87./3.)	7.021 7.434	24.866 23.714	3:06.638 (82./3.) 3:00.929 (76./2.)	55,127 11,027	6:07.567 (2.) 72,477
4.	180	PIPEKOVÁ Věra Česká Ves	CZ 1943	Mazda 323 S+2000	- 7.559	- 25.691	- DNS - 3:11.685 (86./4.)	8.069 7.913	27.216 26.369	3:14.832 (83./4.) 3:15.513 (80./4.)	77,905 22,778	6:30.345 (4.) 68,247

Rank	?	Driver Entrant	CZ Bird	Car Class	Qualification			RACE			Diff. Prev. Diff.	TIME Speed (km/h)
					IT 1	IT 2	Time	IT 1	IT 2	Time		

Competition / Weather Information									
Qualification					RACE				
	Time	Weather	Temp. (°C)			Time	Weather	Temp. (°C)	
			Air	Road				Air	Road
1st Round	08:17 - 11:02	Sunny	17	16	1st Round	13:07 - 15:21	Semicloudy	24	23
2nd Round	10:29 - 11:59	Sunny	21	19	2nd Round	15:25 - 17:48	Semicloudy	23	23

Statistics										
		Time			Speed (km/h)			Competitors / Nations		
		Min	Max	Avg.	Max	Min	Avg.	in start list	started	with results
Qualification	1st Round	2:00.520	3:26.502	2:33.594	110,521	64,503	86,722	102/4	88/4	85/4
	2nd Round	1:58.320	3:28.011	2:28.564	112,576	64,035	89,658	102/4	88/4	87/4
RACE	1st Round	1:56.692	4:12.849	2:29.156	114,147	52,680	89,303	102/4	87/4	86/4
	2nd Round	1:59.084	11:30.882	2:38.644	111,854	19,280	83,962	102/4	80/4	82/4

Race Director			Sport Marshal IHA				Main Timekeeper			
ŽITŇAN Michal (SVK)			BARTL Miroslav (CZE)				 ŠABÍK Ľuboš (SVK)			

LIQUI MOLY BERG CUP 2010




Jankov vršok

21. - 23. 5. 2010



VÝROBA A PRODEJ VRTÁKŮ

Junior Trophy



Jury / Competition Management		Hill Data	
Chief of Competition	ŽITŇAN Michal (SVK)	Start Altitude	250 m
Race Director	ŽITŇAN Michal (SVK)	Finish Altitude	520 m
Vice chairman	MIKUŠIAK Roman (SVK)	Vertical Drop	270 m
Sport Marshal IHA	BARTL Miroslav (CZE)	Course Length	3700 m
Technical Marshal IHA	BARTL Miroslav (CZE)	Min course Width	7 m
		Count of right-hand bend	
		Count of left-hand bend	
		Hill Record	:




Rank	?	Driver Entrant	CZ Bird	Car Class	Qualification			RACE			Diff. Prev. Diff.	TIME Speed (km/h)
					IT 1	IT 2	Time	IT 1	IT 2	Time		
1.	266	JANÍK Lukáš BP Autosport Bruntál	CZ 1992	Renault Clio Sport S1-2000	7.446 7.265	23.446 21.629	2:47.794 (70./11.) 2:35.513 (63./9.)	7.130 7.182	21.226 20.946	2:31.303 (56./6.) 2:29.412 (50./5.)	0,000	5:00.715 (5.) 88,589
2.	464	FIRTL Radim jr. Fira Team	CZ 1992	Renault Clio Sport S1-2000	7.657 7.285	26.276 21.905	2:44.039 (61./9.) 2:33.566 (60./8.)	8.135 7.559	22.430 21.667	2:32.814 (63./10.) 2:33.356 (56./8.)	5,455 5,455	5:06.170 (8.) 87,010
3.	256	POKORNÝ Milan Hillclimb Racing Team	SK 1994	Škoda Fabia E1-1400	8.059 7.902	22.451 21.927	2:38.417 (55./6.) 2:33.802 (61./6.)	7.796 7.772	21.904 22.021	2:34.142 (64./4.) 2:37.423 (63./6.)	10,850 5,395	5:11.565 (5.) 85,504
	691	HENRICH Marko Marko Motorsport	SK 1993	Seat Ibiza GTI E1-2000	8.203 7.707	24.698 22.612	2:48.468 (72./8.) 2:40.293 (72./9.)	7.606 7.608	21.772 21.875	- DNF - 2:34.578 (59./10.)		- DNS -

Rank	Driver Entrant	CZ Bird	Car Class	Qualification			RACE			Diff. Prev. Diff.	TIME Speed (km/h)
				IT 1	IT 2	Time	IT 1	IT 2	Time		

Competition / Weather Information									
Qualification					RACE				
	Time	Weather	Temp. (°C)			Time	Weather	Temp. (°C)	
			Air	Road				Air	Road
1st Round	08:17 - 11:02	Sunny	17	16	1st Round	13:07 - 15:21	Semicloudy	24	23
2nd Round	10:29 - 11:59	Sunny	21	19	2nd Round	15:25 - 17:48	Semicloudy	23	23

Statistics										
		Time			Speed (km/h)			Competitors / Nations		
		Min	Max	Avg.	Max	Min	Avg.	in start list	started	with results
Qualification	1st Round	2:00.520	3:26.502	2:33.594	110,521	64,503	86,722	102/4	88/4	85/4
	2nd Round	1:58.320	3:28.011	2:28.564	112,576	64,035	89,658	102/4	88/4	87/4
RACE	1st Round	1:56.692	4:12.849	2:29.156	114,147	52,680	89,303	102/4	87/4	86/4
	2nd Round	1:59.084	11:30.882	2:38.644	111,854	19,280	83,962	102/4	80/4	82/4

Race Director	Sport Marshal IHA	Main Timekeeper
ŽITŇAN Michal (SVK)	BARTL Miroslav (CZE)	 ŠABÍK Ľuboš (SVK)

LIQUI MOLY BERG CUP 2010




Jankov vršok

21. - 23. 5. 2010



VÝROBCE
ŠKOLNÍHO A KANCELÁŘSKÉHO NÁBYTKU
A MANIPULAČNÍ TECHNIKY
www.tp-jelinek.cz

Czech Trophy



Jury / Competition Management		Hill Data	
Chief of Competition	ŽITŇAN Michal (SVK)	Start Altitude	250 m
Race Director	ŽITŇAN Michal (SVK)	Finish Altitude	520 m
Vice chairman	MIKUŠIAK Roman (SVK)	Vertical Drop	270 m
Sport Marshal IHA	BARTL Miroslav (CZE)	Course Length	3700 m
Technical Marshal IHA	BARTL Miroslav (CZE)	Min course Width	7 m
		Count of right-hand bend	
		Count of left-hand bend	
		Hill Record	:




Rank	?	Driver Entrant	CZ Bird	Car Class	Qualification			RACE			Diff. Prev. Diff.	TIME Speed (km/h)
					IT 1	IT 2	Time	IT 1	IT 2	Time		
1.	2	MLEJNEK Aleš SVC Náchod Motorsport	CZ 1967	Opel Lotus E2/C+1400	5.651 5.609	17.147 16.987	2:00.520 (1./1.) 1:58.320 (1./1.)	5.595 5.695	16.808 17.043	1:56.692 (1./1.) 1:59.084 (1./1.)	0,000	3:55.776 (1.) 112,989
2.	7	KOMÁREK David Liqui Moly Komvet Racing Team	CZ 1975	Mitsubishi Colt Evo 550+ E1+2000	5.147 5.061	17.432 17.078	2:01.861 (2./1.) 1:59.187 (2./1.)	4.969 5.036	16.706 16.893	1:59.385 (2./1.) 1:59.230 (2./1.)	2,839 2,839	3:58.615 (1.) 111,644
3.	11	ŠPALEK Jiří Liqui Moly Komvet Racing Team	CZ 1972	Mitsubishi WRC 05 E1+2000	5.214 5.303	17.188 17.093	2:03.484 (3./2.) 2:01.624 (3./2.)	5.195 5.096	16.662 16.869	2:00.185 (3./2.) 2:00.137 (3./2.)	4,546 1,707	4:00.322 (2.) 110,851
4.	5	NOVICKÝ Michal Kovosteel Novitech Sudoměřice	CZ 1977	Reynard 032 F3 E2/C+1400	5.790 6.693	17.931 18.633	2:05.177 2:04.433 (4./2.)	5.883 5.819	17.570 17.375	2:00.618 (4./2.) 2:00.882 (4./2.)	5,724 1,178	4:01.500 (2.) 110,311
5.	1	RYBNÍČEK Marek Liqui Moly Komvet Racing Team	CZ 1980	Mitsubishi Lancer Evo X S1+2000	5.636 5.497	18.022 17.700	2:06.042 (5./1.) 2:04.998 (5./1.)	5.537 5.388	17.441 17.142	2:03.633 (5./1.) 2:02.710 (5./1.)	10,567 4,843	4:06.343 (1.) 108,142
6.	65	ŠUBERT Drahoslav MS Racing Náměšť	CZ 1972	Mitsubishi Lancer Evo IX S1+2000	6.502 6.489	20.217 17.781	2:13.435 (7./3.) 2:05.407 (6./2.)	5.472 5.423	17.794 17.169	2:03.785 (6./2.) 2:02.832 (6./2.)	10,841 0,274	4:06.617 (2.) 108,022
7.	922	ZEMAN Martin Liqui Moly Komvet Racing Team	CZ 1974	Mitsubishi Lancer Evo VI E1+2000	5.450 5.555	17.553 17.522	2:04.855 (4./3.) 2:13.112 (10./3.)	5.486 5.662	17.500 17.396	2:05.074 (7./3.) 2:04.450 (7./3.)	13,748 2,907	4:09.524 (3.) 106,763
8.	96	PLEŠA Petr Kovosteel Novitech Sudoměřice	CZ 1979	Reynard 09 Ninja E2/C-1400	5.807 5.652	18.646 18.130	2:14.260 (9./1.) 2:13.855 (13./1.)	5.703 5.787	18.209 18.286	2:10.187 (10./1.) 2:10.637 (10./1.)	25,048 11,300	4:20.824 (1.) 102,138
9.	910	FUČÍK Aleš Klub Racing Team Znojmo IV	CZ 1973	Mitsubishi Lancer Evo VIII S1+2000	5.689 5.717	18.641 18.510	2:14.319 (10./4.) 2:12.899 (9./4.)	5.741 5.784	18.435 18.522	2:11.662 (13./4.) 2:11.576 (12./4.)	27,462 2,414	4:23.238 (4.) 101,201
10.	22	BEK Tomáš Hronov	CZ 1968	Renault Clio Sport E1-2000	6.794 6.489	20.782 19.129	2:22.554 (21./3.) 2:13.602 (12./3.)	6.365 6.492	18.570 19.053	2:10.716 (11./1.) 2:12.960 (16./2.)	27,900 0,438	4:23.676 (1.) 101,033
11.	129	BOHÁČ Milan Liqui Moly Komvet Racing Team	CZ 1957	Renault Clio Sport E1-2000	6.542 6.419	19.297 18.770	2:13.605 (8./1.) 2:12.066 (8./1.)	6.450 6.355	18.787 18.856	2:12.207 (14./2.) 2:12.310 (13./1.)	28,741 0,841	4:24.517 (2.) 100,712
12.	75	FRANĚK Jan MS Racing Náměšť	CZ 1983	Subaru Impreza WRX STi S1+2000	6.433 6.399	20.233 19.319	2:21.104 (18./8.) 2:15.762 (17./6.)	5.984 6.423	18.616 18.910	2:14.745 (18./7.) 2:14.135 (18./7.)	33,104 4,363	4:28.880 (7.) 99,078
13.	14	ŠIMONÍK Richard Kovosteel Novitech	CZ 1976	Peugeot 205 E1-2000	7.185 7.043	20.464 19.430	2:16.657 (11./2.) 2:13.281 (11./2.)	6.907 7.009	19.436 19.483	2:16.069 (24./4.) 2:13.874 (17./3.)	34,167 1,063	4:29.943 (3.) 98,688
14.	56	TOMEČKA Petr Vlašské Meziříčí	CZ 1990	Subaru Impreza WRX STi E1+2000	6.266 6.362	19.845 20.016	2:24.200 (24./5.) 2:20.937 (29./5.)	6.415 6.441	19.408 19.448	2:14.616 (17./5.) 2:15.559 (20./5.)	34,399 0,232	4:30.175 (5.) 98,603

Rank	?	Driver Entrant	CZ Bird	Car Class	Qualification			RACE			Diff. Prev. Diff.	TIME Speed (km/h)
					IT 1	IT 2	Time	IT 1	IT 2	Time		
15.	99	FIRTL Stanislav jr. Berg-Trophy Team	CZ 1991	Škoda Octavia TDI E1-2000	9.689 6.690	- 20.019	- DNF - 2:20.847 (28./4.)	6.717 -	19.560 -	2:15.283 (19./3.) 2:15.096 (19./4.)	34.603 0,204	4:30.379 (4.) 98,528
16.	217	STANĚK Vojtěch Liqui Moly Komvet Racing Team	CZ 1974	Peugeot 106 E1-1600	6.607 6.513	19.917 -	2:17.776 (13./1.) 2:15.525 (16./1.)	6.479 6.661	19.273 19.461	2:15.441 (20./1.) 2:16.404 (24./1.)	36.069 1,466	4:31.845 (1.) 97,997
17.	136	CHALUPA Radim MS Racing Náměšť	CZ 1975	Subaru Impreza STi S1+2000	6.172 5.954	19.302 18.800	2:18.010 (14./6.) 2:16.323 (18./7.)	6.033 6.062	18.759 18.969	2:15.911 (22./9.) 2:16.229 (22./9.)	36.364 0,295	4:32.140 (9.) 97,891
18.	208	ZIMÁK Martin SVC Náchod Motorsport	CZ 1989	Citroen Saxo VTS S1-1600	7.172 7.162	20.388 19.923	2:20.661 (17./1.) 2:18.397 (22./1.)	6.766 7.100	19.355 19.966	2:16.126 (25./1.) 2:16.449 (25./1.)	36,799 0,435	4:32.575 (1.) 97,735
19.	422	DOSEDL Dušan DK-Mont	CZ 1972	Subaru Impreza STi N14 S1+2000	6.223 6.061	20.675 19.592	2:32.849 (41./10.) 2:18.496 (23./10.)	5.845 5.735	19.125 18.941	2:17.404 (28./11.) 2:15.618 (21./8.)	37,246 0,447	4:33.022 (10.) 97,575
20.	169	ČEPIČKA Vlastimil Lipina	CZ 1962	Mitsubishi Lancer Evo X S1+2000	6.235 5.817	19.496 19.079	2:23.730 (22./9.) 2:19.634 (26./11.)	5.862 5.811	19.476 19.154	2:15.998 (23./10.) 2:17.632 (26./11.)	37,854 0,608	4:33.630 (11.) 97,358
21.	171	BALÍK Petr B&B Elektro	CZ 1989	BMW 320i E36 coupe E1-2000	7.268 7.091	20.987 20.054	2:27.810 (30./4.) 2:21.735 (30./5.)	7.208 6.999	19.639 19.797	2:18.385 (29./5.) 2:18.876 (27./5.)	41,485 3,631	4:37.261 (5.) 96,083
22.	305	TRNKA Jakub Kovosteel Novitech Sudoměřice	CZ 1982	Suzuki Swift GTi S1-1400	7.081 7.041	21.091 20.495	2:25.033 (25./2.) 2:19.237 (25./2.)	6.898 7.209	19.926 20.317	2:17.249 (27./1.) 2:20.304 (31./2.)	41,777 0,292	4:37.553 (1.) 95,982
23.	87	ŠTILEC Roman RRT s.r.o.	CZ 1978	Honda Civic VTI E1-1600	7.080 6.832	21.475 19.951	2:27.967 (31./2.) 2:20.573 (27./2.)	6.783 6.845	19.513 19.887	2:16.809 (26./2.) 2:21.012 (32./2.)	42,045 0,268	4:37.821 (2.) 95,889
24.	30	PLEVA Martin AMK Vrbo pod Pradědem	CZ 1979	Škoda Felicia E1-1400	7.355 7.116	21.153 20.054	2:26.916 (28./3.) 2:23.094 (36./3.)	6.974 7.084	19.669 20.412	2:18.525 (31./1.) 2:19.415 (29./1.)	42,164 0,119	4:37.940 (2.) 95,848
25.	698	SLOVÁČEK Michal Slovak Sport	CZ 1968	Nissan Sunny GTi S1-2000	6.850 6.828	32.370 20.206	2:38.878 (57./7.) 2:24.483 (39./3.)	6.742 6.772	19.883 20.300	2:23.212 (37./2.) 2:21.348 (34./2.)	48,784 6,620	4:44.560 (2.) 93,618
26.	152	ÁZSÓTH Ladislav Car Zone Racing Team	CZ 1959	Citroen Saxo VTS S1-1600	7.796 7.438	22.229 20.807	2:30.446 (39./3.) 2:24.969 (40./2.)	7.237 7.304	20.524 20.567	2:22.208 (34./2.) 2:22.444 (37./2.)	48,876 0,092	4:44.652 (2.) 93,588
27.	315	DVOŘÁK Vojtěch Sobotovice	CZ 1979	BMW E36 336i E1+2000	7.772 7.468	22.825 21.228	2:29.121 (33./6.) 2:22.817 (34./6.)	7.452 7.331	21.255 20.954	2:23.090 (36./6.) 2:23.374 (39./6.)	50,688 1,812	4:46.464 (6.) 92,996
28.	18	SATEK Jakub Network24 Racing	CZ 1984	Honda Civic Type R S1-2000	7.603 7.347	21.391 20.521	2:28.864 (32./2.) 2:23.642 (38./2.)	7.386 7.365	20.373 20.713	2:24.203 (40./3.) 2:23.119 (38./3.)	51,546 0,858	4:47.322 (3.) 92,718
29.	184	ŽÁK Josef AK Konice	CZ 1953	Škoda 100 E1-1400	6.693 6.456	21.205 19.102	2:29.131 (34./4.) 2:23.601 (37./4.)	6.530 6.470	19.069 19.710	2:23.506 (38./3.) 2:24.371 (41./4.)	52,101 0,555	4:47.877 (4.) 92,540
30.	565	MITÁNEK Petr DKP Racing	CZ 1979	Opel Astra GSi S1-2000	7.568 7.500	22.391 21.291	2:33.039 (43./3.) 2:26.872 (43./4.)	7.255 7.265	21.169 20.588	2:24.940 (42./4.) 2:23.623 (40./4.)	52,787 0,686	4:48.563 (4.) 92,320
31.	49	PIEKARZ Antonín Auto Tony Motorsport	CZ 1957	Citroen C2 S1-1600	7.692 7.579	21.647 21.334	2:29.621 (38./2.) 2:27.028 (45./3.)	7.568 7.392	21.425 20.982	2:24.958 (43./3.) 2:25.326 (42./3.)	54,508 1,721	4:50.284 (3.) 91,772
32.	309	FIBICH Václav Fibich Přeprava osob	CZ 1983	Opel Corsa B E1-2000	6.649 6.690	21.459 21.086	2:29.351 (36./6.) 2:32.253 (56./8.)	6.555 6.541	20.202 21.007	2:23.929 (39./6.) 2:29.151 (48./7.)	57,304 2,796	4:53.080 (7.) 90,897
33.	593	ANČÍK František Kovosteel Novitech Sudoměřice	CZ 1976	BMW 120d S-2000	8.094 7.801	22.504 21.410	2:31.774 (40./1.) 2:28.082 (46./1.)	7.624 7.856	21.481 21.572	2:25.695 (46./1.) 2:27.630 (45./1.)	57,549 0,245	4:53.325 (1.) 90,821
34.	119	DOKOUPIL Roman R9 Team	CZ 1976	Škoda 130 RS HA1-1300	6.805 6.898	20.805 21.044	- DNF - 2:30.404 (48./1.)	6.769 6.916	20.495 20.941	2:27.467 (49./1.) 2:28.516 (47./1.)	60,207 2,658	4:55.983 (1.) 90,005
35.	133	LOUBAL Lubmír Vet Cars	CZ 1982	VW Golf IV E1-2000	7.104 6.989	21.350 20.801	2:29.526 (37./7.) 2:25.153 (41./6.)	6.964 7.009	20.479 27.148	2:24.972 (44./7.) 2:33.210 (55./9.)	62,406 2,199	4:58.182 (8.) 89,341
36.	212	JELÍNEK Libor Auto Jelínek	CZ 1949	BMW 3.5 CSLi HA1+1300	6.965 6.672	21.368 20.864	2:38.228 (54./1.) 2:30.428 (49./1.)	6.641 6.724	20.298 20.531	2:27.906 (51./1.) 2:32.452 (53./1.)	64,582 2,176	5:00.358 (1.) 88,694
37.	266	JANIČ Lukáš BP Autosport Bruntál	CZ 1992	Renault Clio Sport S1-2000	7.446 7.265	23.446 21.629	2:47.794 (70./11.) 2:35.513 (63./9.)	7.130 7.182	21.226 20.946	2:31.303 (56./6.) 2:29.412 (50./5.)	64,939 0,357	5:00.715 (5.) 88,589
38.	221	KROPÁČ Miroslav Racing Team Kroužek	CZ 1984	Nissan Sunny S-2000	7.527 7.352	22.389 21.392	2:36.439 (52./2.) 2:31.912 (54./2.)	7.205 7.325	21.350 22.309	2:30.596 (55./2.) 2:33.407 (57./2.)	68,227 3,288	5:04.003 (2.) 87,631
39.	464	FIRTL Radim jr. Fira Team	CZ 1992	Renault Clio Sport S1-2000	7.657 7.285	26.276 21.905	2:44.039 (61./9.) 2:33.566 (60./8.)	8.135 7.559	22.430 21.667	2:32.814 (63./10.) 2:33.356 (56./8.)	70,394 2,167	5:06.170 (8.) 87,010
40.	40	OSLADIL Jan jr. Autosport Osladil	CZ 1968	Formule Škoda MTX 1-01 HA2	7.426 7.316	21.854 21.614	2:47.319 (67./1.) 2:43.491 (75./1.)	7.146 7.215	21.518 21.426	2:38.914 (70./1.) 2:38.184 (67./1.)	81,322 10,928	5:17.098 (1.) 84,012
41.	243	KOTEK Pavel PK Tuning	CZ 1974	BMW 325 Coupe E1+2000	8.012 7.263	22.223 30.562	2:34.432 (46./7.) 2:35.365 (62./7.)	7.466 7.685	21.295 32.473	2:25.848 (48./7.) 3:02.670 (77./7.)	92,742 11,420	5:28.518 (7.) 81,091
42.	176	INDRYCH Dušan Racing Team Kroužek	CZ 1976	Nissan Sunny S-2000	8.642 7.814	24.612 22.943	2:47.560 (68./4.) 2:47.360 (81./4.)	7.810 7.727	22.823 22.948	2:46.051 (74./4.) 2:46.378 (72./4.)	96,653 3,911	5:32.429 (4.) 80,137
43.	623	GLAC Stanislav Burestre Sport	CZ 1962	Ford Fiesta ST S1-2000	7.925 8.120	22.982 22.902	2:49.062 (73./12.) 2:42.649 (74./11.)	7.904 7.767	40.443 22.781	2:59.425 (79./12.) 2:46.688 (73./10.)	110,337 13,684	5:46.113 (10.) 76,969
44.	168	KULDOVÁ Zdenka HZ Autosport	CZ 1960	Lada Samara S1-1600	8.769 8.639	25.631 24.734	3:04.984 (81./6.) 3:00.016 (84./6.)	8.468 8.356	24.503 24.702	2:58.801 (78./6.) 2:57.739 (75./6.)	120,764 10,427	5:56.540 (6.) 74,718
45.	39	OSLADIL Jan Autosport Osladil	CZ 1944	Národní formule Delta II E2/C-1400	6.422 6.443	20.086 19.694	2:25.363 (26./3.) 2:23.073 (35./3.)	6.556 7.119	20.170 22.110	3:24.572 (84./3.) 3:05.609 (78./4.)	154,405 33,641	6:30.181 (4.) 68,276
46.	180	PIPEKOVÁ Věra Česká Ves	CZ 1943	Mazda 323 S+2000	- 7.559	- 25.691	- DNS - 3:11.685 (86./4.)	8.069 7.913	27.216 26.369	3:14.832 (83./4.) 3:15.513 (80./4.)	154,569 0,164	6:30.345 (4.) 68,247
47.	124	MATUŠEK Lukáš R9 Team	CZ 1986	Škoda 120 LS B6 HA1-1300	6.885 6.768	21.447 20.961	2:33.564 (44./1.) 2:32.261 (57./2.)	6.751 6.789	20.630 20.675	2:28.433 (52./2.) 11:30.882 (82./4.)	603,539 448,970	13:59.315 (4.) 31,740
64		LIPÁR Marcel Fira Team	CZ 1965	Renault Clio Sport S1-2000	8.398 7.648	24.142 30.531	2:38.553 (56./6.) 2:52.748 (82./12.)	7.460 11.843	22.248 26.121	2:32.720 (61./9.) - DNF -	-	- DNS -

Rank	?	Driver Entrant	CZ Bird	Car Class	Qualification			RACE			Diff. Prev. Diff.	TIME Speed (km/h)
					IT 1	IT 2	Time	IT 1	IT 2	Time		

Competition / Weather Information									
Qualification					RACE				
	Time	Weather	Temp. (°C)			Time	Weather	Temp. (°C)	
			Air	Road				Air	Road
1st Round	08:17 - 11:02	Sunny	17	16	1st Round	13:07 - 15:21	Semicloudy	24	23
2nd Round	10:29 - 11:59	Sunny	21	19	2nd Round	15:25 - 17:48	Semicloudy	23	23

Statistics										
		Time			Speed (km/h)			Competitors / Nations		
		Min	Max	Avg.	Max	Min	Avg.	in start list	started	with results
Qualification	1st Round	2:00.520	3:26.502	2:33.594	110,521	64,503	86,722	102/4	88/4	85/4
	2nd Round	1:58.320	3:28.011	2:28.564	112,576	64,035	89,658	102/4	88/4	87/4
RACE	1st Round	1:56.692	4:12.849	2:29.156	114,147	52,680	89,303	102/4	87/4	86/4
	2nd Round	1:59.084	11:30.882	2:38.644	111,854	19,280	83,962	102/4	80/4	82/4

Race Director	Sport Marshal IHA	Main Timekeeper
ŽITŇAN Michal (SVK)	BARTL Miroslav (CZE)	 ŠABÍK Ľuboš (SVK)

LIQUI MOLY BERG CUP 2010




Jankov vršok

21. - 23. 5. 2010

Carpoint

žijeme motoršportom

Slovak Trophy



Jury / Competition Management		Hill Data	
Chief of Competition	ŽITŇAN Michal (SVK)	Start Altitude	250 m
Race Director	ŽITŇAN Michal (SVK)	Finish Altitude	520 m
Vice chairman	MIKUŠIAK Roman (SVK)	Vertical Drop	270 m
Sport Marshal IHA	BARTL Miroslav (CZE)	Course Length	3700 m
Technical Marshal IHA	BARTL Miroslav (CZE)	Min course Width	7 m
		Count of right-hand bend	
		Count of left-hand bend	
		Hill Record	




Rank	?	Driver Entrant	CZ Bird	Car Class	Qualification			RACE			Diff. Prev. Diff.	TIME Speed (km/h)
					IT 1	IT 2	Time	IT 1	IT 2	Time		
1.	888	VAHANČÍK Peter Badabing	SK 1985	Mitsubishi Lancer Evo VIII S1+2000	6.037	18.987	2:13.044 (6./2.)	6.000	18.022	2:07.600 (8./3.)	0,000	4:16.643 (3.) 103,802
2.	388	ERDÉLYI Tomáš Šenkýř Motorsport	SK 1974	BMW M3 E36 GTR E1+2000	6.798	20.406	2:19.047 (15./4.)	6.263	18.152	2:08.402 (9./4.)	1,779	4:18.422 (4.) 103,087
3.	123	LALIK Vladimír Paddock Pezínok	SK 1971	Mitsubishi Lancer Evo S1+2000	6.754	32.244	2:34.897 (48./12.)	6.085	18.839	2:12.611 (15./5.)	8,881	4:25.524 (5.) 100,330
4.	919	LÖRINČÍK Matúš Paddock Pezínok	SK 1976	Mitsubishi Lancer Evo VIII S1+2000	6.069	19.460	2:17.676 (12./5.)	5.984	18.376	2:13.337 (16./6.)	9,150	4:25.793 (6.) 100,228
5.	712	ZAJAC Pavol Zajac Team	SK 1978	Mitsubishi Lancer Evo VIII S1+2000	6.393	20.151	2:20.573 (16./7.)	6.218	19.351	2:15.497 (21./8.)	15,088	4:31.731 (8.) 98,038
6.	187	HORÁK Tomáš Bratislava	SK 1976	Honda Civic Type R S1-2000	7.211	22.092	2:27.249 (29./1.)	6.692	19.959	2:18.449 (30./1.)	21,243	4:37.886 (1.) 95,867
7.	189	VEREŠ Alexander SVT Racing	SK 1980	Suzuki Swift GTi E1-1400	7.033	21.012	2:23.978 (23./1.)	6.957	19.988	2:20.262 (33./2.)	24,995	4:41.638 (3.) 94,590
8.	321	JÁNOŠÍK Vladimír Rodex Car Racing Team	SK 1977	Seat Leon Cupra S+2000	7.010	20.406	2:22.335 (20./1.)	7.441	20.886	2:22.996 (35./2.)	27,574	4:44.217 (2.) 93,731
9.	60	PATROVIČ Marián Kovarce	SK 1967	BMW 320iS E1-2000	7.945	22.095	2:29.204 (35./5.)	7.935	21.542	2:25.461 (45./8.)	31,229	4:47.872 (6.) 92,541
10.	404	HANUŠ Vladimír VH WRC	SK 1976	Subaru Impreza STi S1+2000	6.987	21.212	2:30.010 (42./11.)	6.383	19.852	2:24.858 (41./12.)	34,416	4:51.059 (12.) 91,528
11.	232	TURZA Roman St-Al Motorsport	SK 1983	Honda Civic S1-1600	7.388	21.970	2:35.431 (50./4.)	7.200	20.810	2:27.481 (50./4.)	40,147	4:56.790 (4.) 89,760
12.	59	LISÁL Radovan MTZ Racing Team	SK 1971	Peugeot 205 GTi E1-2000	8.071	43.564	2:57.242 (79./9.)	7.595	22.342	2:32.728 (62./9.)	49,014	5:05.657 (9.) 87,157
13.	62	NIŽNANSKÝ Miroslav NiM Pneuservis Racing Team	SK 1962	Fiat X1/9 Bertone HA1+1300	7.184	22.886	2:47.903 (71./3.)	7.004	21.155	2:32.485 (60./2.)	51,312	5:07.955 (2.) 86,506

Rank	?	Driver Entrant	CZ Bird	Car Class	Qualification			RACE			Diff. Prev. Diff.	TIME Speed (km/h)
					IT 1	IT 2	Time	IT 1	IT 2	Time		
14.	256	POKORNÝ Milan Hillclimb Racing Team	SK 1994	Škoda Fabia E1-1400	8.059 7.902	22.451 21.927	2:38.417 (55./6.) 2:33.802 (61./6.)	7.796 7.772	21.904 22.021	2:34.142 (64./4.) 2:37.423 (63./6.)	54,922 3,610	5:11.565 (5.) 85,504
15.	397	ONDREJKA Ján JOSK Racing Team	SK 1953	Škoda 200 RS HA1+1300	7.247 7.025	23.134 21.717	2:47.668 (69./2.) 2:38.584 (68./3.)	7.049 6.929	21.378 21.244	2:34.840 (66./3.) 2:37.511 (64./3.)	55,708 0,786	5:12.351 (3.) 85,289
16.	622	FILLOVÁ Katarína Silard Racing Team	SK 1984	BMW 320 i S1-2000	7.881 7.677	23.631 22.444	2:45.757 (64./10.) 2:38.028 (65./10.)	7.640 7.619	22.139 24.481	2:34.555 (65./11.) 2:37.885 (65./9.)	55,797 0,089	5:12.440 (9.) 85,264
17.	122	CICÁK Viliam Boan Pezinok	SK 1955	Citroen Saxo VTS E1-1600	7.468 7.171	22.291 21.197	2:40.724 (58./4.) 2:38.390 (67./4.)	8.008 7.416	22.861 21.865	2:40.275 (72./4.) 2:34.650 (60./4.)	58,282 2,485	5:14.925 (4.) 84,592
18.	89	RÝZEK Milan o.z. AC3R Priež	SK 1985	Formule Van Diemen E2/C-1400	8.754 8.267	23.889 22.709	2:40.742 (59./4.) 2:38.808 (69./4.)	8.133 8.085	22.946 23.120	2:37.510 (68./) 2:38.150 (66./3.)	59,017 0,735	5:15.660 (3.) 84,395
19.	711	VÍZNER Peter Lubietova	SK 1976	Ford Escort RS S-2000	7.862 7.831	23.273 23.096	2:45.874 (65./3.) 2:41.540 (73./3.)	7.899 7.738	23.104 23.002	2:39.602 (71./3.) 2:41.661 (70./3.)	64,620 5,603	5:21.263 (3.) 82,923
20.	158	GALLO Pavol Scuderia Gallo	SK 1946	Fiat 128 Sport Coupé HA1-1300	8.685 7.343	25.886 22.002	2:53.494 (76./3.) 2:39.936 (71./4.)	7.346 7.477	21.696 23.395	2:36.141 (67./4.) 2:46.150 (71./3.)	65,648 1,028	5:22.291 (3.) 82,658
21.	206	SIKHART Roland Car Zone Racing Team	SK 1976	Suzuki Swift Sport S1-1600	9.075 8.643	25.555 24.440	2:53.127 (75./5.) 2:44.263 (77./5.)	9.764 8.177	25.579 23.386	2:47.577 (75./5.) 2:40.887 (69./5.)	71,821 6,173	5:28.464 (5.) 81,105
22.	70	MÁČIK Marian MTZ Racing Team	SK 1970	Fiat Cinquecento Sporting E1-1150	7.902 7.854	24.396 23.613	2:57.812 (80./4.) 2:43.784 (76./2.)	7.891 8.107	23.660 24.878	2:45.184 (73./1.) 2:50.252 (74./2.)	78,793 6,972	5:35.436 (1.) 79,419
23.	695	GRNÁČ Ján Hobby	SK 1955	Škoda Felicia E1-1150	7.537 7.409	22.347 21.921	2:45.023 (63./1.) 2:38.939 (70./1.)	7.124 7.279	38.388 22.106	3:00.986 (80./3.) 2:39.111 (68./1.)	83,454 4,661	5:40.097 (2.) 78,331
24.	109	MÁDY Tomáš Perax Racing	SK 1986	Fiat 126p Fiat-126	9.318 9.131	26.326 26.245	3:12.726 (82./1.) 3:06.304 (85./1.)	9.127 9.081	26.544 26.074	3:05.344 (81./1.) 3:08.084 (79./1.)	116,785 33,331	6:13.428 (1.) 71,339
25.	345	KACVINSKY Peter AK Hobby Racing	SK 1963	Suzuki Swift E1-1400	7.624 7.465	24.590 22.719	- DNF - - DNF -	8.183 7.467	24.006 21.893	4:12.849 (86./6.) 2:37.352 (62./5.)	153,558 36,773	6:50.201 (6.) 64,944
691		HENRICH Marko Marko Motorsport	SK 1993	Seat Ibiza GTi E1-2000	8.203 7.707	24.698 22.612	2:48.468 (72./8.) 2:40.293 (72./9.)	7.606 7.608	21.772 21.875	- DNF - 2:34.578 (59./10.)		- DNS -
24		ORŠULA Ján Oršula Motorsport	SK 1977	Škoda 130 RS Evo I E1-1400	7.724 7.474	- 21.191	2:34.903 (49./5.) 2:30.663 (51./5.)	7.498 -	21.944 -	2:37.698 (69./5.) - DNS -		- DNS -
868		POVAZAN Peter Car Zone Racing Team	SK 1971	Subaru Impreza S1+2000	6.255 6.331	20.242 19.779	2:46.096 (66./13.) 2:26.917 (44./12.)	- -	- -	- DNS - - DNS -		- DNS -
802		PILÁT Marián RT Team	SK 1987	Fiat Bravo S-2000	7.886 -	23.063 -	2:53.662 (77./5.) - DNS -	- -	- -	- DNS - - DNS -		- DNS -

Competition / Weather Information									
Qualification					RACE				
	Time	Weather	Temp. (°C)			Time	Weather	Temp. (°C)	
			Air	Road				Air	Road
1st Round	08:17 - 11:02	Sunny	17	16	1st Round	13:07 - 15:21	Semicyoudy	24	23
2nd Round	10:29 - 11:59	Sunny	21	19	2nd Round	15:25 - 17:48	Semicyoudy	23	23

Statistics										
		Time			Speed (km/h)			Competitors / Nations		
		Min	Max	Avg.	Max	Min	Avg.	in start list	started	with results
Qualification	1st Round	2:00.520	3:26.502	2:33.594	110,521	64,503	86,722	102/4	88/4	85/4
	2nd Round	1:58.320	3:28.011	2:28.564	112,576	64,035	89,658	102/4	88/4	87/4
RACE	1st Round	1:56.692	4:12.849	2:29.156	114,147	52,680	89,303	102/4	87/4	86/4
	2nd Round	1:59.084	11:30.882	2:38.644	111,854	19,280	83,962	102/4	80/4	82/4

Race Director	Sport Marshal IHA	Main Timekeeper
ŽITŇAN Michal (SVK)	BARTL Miroslav (CZE)	 ŠABÍK Ľuboš (SVK)

LIQUI MOLY BERG CUP 2010




Jankov vršok

21. - 23. 5. 2010



Poland Trophy



Jury / Competition Management		Hill Data	
Chief of Competition	ŽITŇAN Michal (SVK)	Start Altitude	250 m
Race Director	ŽITŇAN Michal (SVK)	Finish Altitude	520 m
Vice chairman	MIKUŠIAK Roman (SVK)	Vertical Drop	270 m
Sport Marshal IHA	BARTL Miroslav (CZE)	Course Length	3700 m
Technical Marshal IHA	BARTL Miroslav (CZE)	Min course Width	7 m
		Count of right-hand bend	
		Count of left-hand bend	
		Hill Record	:




Rank	?	Driver Entrant	CZ Bird	Car Class	Qualification			RACE			Diff. Prev. Diff.	TIME Speed (km/h)
					IT 1	IT 2	Time	IT 1	IT 2	Time		
1.	28	STEĆ Robert Polonia Racing Team	PL 1973	Intech RS 010 E2/C-1400	5.854	19.536	2:21.637 (19./2.)	5.703	18.851	2:11.555 (12./2.)	0,000	4:22.818 (2.) 101,363
2.	440	KORASZEWSKI Jacek Koraszewski Auto Sport	PL 1982	Audi TT S+2000	6.513	20.261	2:25.487 (27./2.)	6.224	19.383	2:19.379 (32./1.)	15,624	4:38.442 (1.) 95,675
3.	74	STANIAK Marcin Autoelektronika Balicka Sport	PL 1978	BMW 318 iS S+2000	6.915	21.176	2:33.735 (45./3.)	7.099	20.794	2:28.986 (53./3.)	34,310	4:57.128 (3.) 89,658
4.	66	KASZYNSKI Jaroslav Prosound Koraszewski Autosport	PL 1972	BMW M3 S1-2000	7.361	21.863	2:35.948 (51./4.)	7.047	21.198	2:31.438 (58./8.)	39,097	5:01.915 (7.) 88,237
5.	128	MAZ Piotr AMK Tarnow	PL 1978	Fiat 128 Abarth HA1-1300	7.848	23.454	2:44.059 (62./2.)	7.418	21.532	2:31.790 (59./3.)	42,840	5:05.658 (2.) 87,156
6.	225	STEĆ Irena Polonia Racing Team	PL 1983	Promot Easter 86 HA2	7.153	24.574	3:26.502 (84./3.)	7.021	24.866	3:06.638 (82./3.)	104,749	6:07.567 (2.) 72,477
7.	325	ROGUSKI Rafał Polonia Racing Team	PL 1981	Promot Polonia 75 HA2	9.455	30.312	3:21.509 (83./2.)	7.918	24.720	2:47.917 (76./2.)	489,186	12:32.004 (3.) 35,425
	144	MICHALEWICZ Piotr APM Car	PL 1977	Seat Ibiza Cupra S1-2000	7.787	23.225	2:42.756 (60./8.)	7.674	21.714	2:30.404 (54./5.)		- DNS -
	157	PAŠEK Przemysław Akuna Team Poland	PL 1984	Fiat Cinquecento E1-1150	8.734	24.267	2:53.832 (78./3.)	8.469	23.710	2:50.381 (77./2.)		- DNS -
	197	STASIAK Adam Akuna Team Poland	PL 1980	Fiat Cinquecento E1-1150	8.314	24.316	2:51.894 (74./2.)	11.887	32.288	3:55.784 (85./4.)		- DNS -

Rank	Driver Entrant	CZ Bird	Car Class	Qualification			RACE			Diff. Prev. Diff.	TIME Speed (km/h)
				IT 1	IT 2	Time	IT 1	IT 2	Time		

Competition / Weather Information									
Qualification					RACE				
	Time	Weather	Temp. (°C)			Time	Weather	Temp. (°C)	
			Air	Road				Air	Road
1st Round	08:17 - 11:02	Sunny	17	16	1st Round	13:07 - 15:21	Semicloudy	24	23
2nd Round	10:29 - 11:59	Sunny	21	19	2nd Round	15:25 - 17:48	Semicloudy	23	23

Statistics										
		Time			Speed (km/h)			Competitors / Nations		
		Min	Max	Avg.	Max	Min	Avg.	in start list	started	with results
Qualification	1st Round	2:00.520	3:26.502	2:33.594	110,521	64,503	86,722	102/4	88/4	85/4
	2nd Round	1:58.320	3:28.011	2:28.564	112,576	64,035	89,658	102/4	88/4	87/4
RACE	1st Round	1:56.692	4:12.849	2:29.156	114,147	52,680	89,303	102/4	87/4	86/4
	2nd Round	1:59.084	11:30.882	2:38.644	111,854	19,280	83,962	102/4	80/4	82/4

Race Director	Sport Marshal IHA	Main Timekeeper
ŽITŇAN Michal (SVK)	BARTL Miroslav (CZE)	 ŠABÍK Ľuboš (SVK)