


LIQUI MOLY BERG CUP 2010

Pezinská Baba

11. -13. 6. 2010

Absolute Results



Jury / Competition Management		Hill Data	
Chief of Competition	GAJDOŠÍK Miroslav (SVK)	Start Altitude	m
Race Director	BARTL Miroslav (CZE)	Finish Altitude	m
Vice chairman	FEKETEOVÁ Tatiana (SVK)	Vertical Drop	m
Sport Marshal IHA	KADLEC Jaroslav (CZE)	Course Length	5100 m
Technical Marshal IHA	BARTL Miroslav (CZE)	Min course Width	7 m
		Count of right-hand bend	
		Count of left-hand bend	
		Hill Record	2007, Andres Vilariño Reynard F3000: 1:56,498



Rank	№	Driver Entrant	CZ Bird	Car Class	Qualification			RACE			Diff. Prev. Diff.	TIME Speed (km/h)
					IT 1	IT 2	Time	IT 1	IT 2	Time		
1.	7	KOMÁREK David Liqui Moly Komvet Racing Team	CZ 1975	Mitsubishi Colt Evo 550+ E1+2000	4.600	11.000	2:15.464 (1./1.) - DNS -	4.484	10.989	2:14.148 (1./1.) 4.610 10.994 2:14.687 (1./1.) - DNS -	0,000	4:28.835 (1.) 136,589
2.	2	MLEJNEK Aleš SVC Náchod Motorsport	CZ 1967	Opel Lotus E2/C+1400	5.153	12.412	2:17.003 (2./1.) - DNS -	4.962	12.092	2:14.537 (2./1.) 2:17.784 (2./1.) 5.133 12.435 2:15.624 (1./1.)	1,326 1,326	4:30.161 (1.) 135,919
3.	3	ZMEŠKAL Miloš Zmeškal Motorsport	CZ 1957	Reynard 97D F3000 E2/C+1400	4.780	11.522	2:22.597 (4./2.) - DNS -	4.705	11.423	2:17.666 (3./2.) 4.808 11.504 2:18.234 (3./2.) 2:18.260 (2./2.)	7,065 5,739	4:35.900 (2.) 133,092
4.	72	VITVER Vladimír SVC Náchod Motorsport	CZ 1968	Lotus WR-9/2 E1-2000	5.479	12.852	2:23.333 (5./1.) - DNS -	5.166	12.492	2:19.010 (4./1.) 5.190 - 2:20.235 (5./1.) 5.248 12.600 2:18.437 (4./1.)	8,612 1,547	4:37.447 (1.) 132,350
5.	10	ULMAN Pavel Z.R.T. Motorsport Ulman	CZ 1968	BMW M3 E36 E1+2000	5.524	12.541	2:20.737 (3./2.) - DNS -	5.383	12.246	2:19.219 (5./2.) 5.306 12.209 2:21.396 (6./3.) 5.274 12.113 2:18.373 (3./1.)	8,757 0,145	4:37.592 (2.) 132,280
6.	11	ŠPALEK Jiří Liqui Moly Komvet Racing Team	CZ 1972	Mitsubishi Lancer WRC 05 E1+2000	4.786	11.510	2:23.388 (6./3.) - DNS -	4.785	11.609	2:19.920 (6./3.) 4.822 11.478 2:19.325 (4./2.) 2:20.580 (6./2.)	10,410 1,653	4:39.245 (3.) 131,497
7.	388	ERDÉLYI Tomáš Šenkýř Motorsport	SK 1974	BMW M3 E36 GTR E1+2000	5.926	13.728	2:27.298 (9./6.) - DNS -	5.791	13.433	2:22.495 (7./4.) 5.846 13.619 2:23.057 (7./4.) 2:23.641 (7./4.)	16,717 6,307	4:45.552 (4.) 128,593
8.	922	ZEMAN Martin Liqui Moly Komvet Racing Team	CZ 1974	Mitsubishi Lancer Evo VI E1+2000	5.089	12.286	2:24.597 (7./4.) - DNS -	5.187	12.386	2:23.389 (8./5.) 5.080 12.290 2:23.797 (8./5.) 2:22.168 (6./3.)	16,722 0,005	4:45.557 (5.) 128,591
9.	65	ŠUBERT Drahošlav MS Racing Náměšť	CZ 1972	Mitsubishi Lancer Evo IX S1+2000	5.992	-	2:31.608 (11./2.) - DNS -	5.076	12.389	2:24.384 (9./1.) 5.093 12.340 2:23.904 (9./1.) 5.228 12.608 2:24.624 (8./1.)	19,453 2,731	4:48.288 (1.) 127,373

Rank	№	Driver Entrant	CZ Bird	Car Class	Qualification			RACE			Diff. Prev. Diff.	TIME Speed (km/h)
					IT 1	IT 2	Time	IT 1	IT 2	Time		
10.	172	MOURAL Karel MK Autosport	CZ 1949	Ralt 036 F3 E2/C+1400	5.699	13.249	2:31.848 (12./3.) - DNS -	-	12.617	2:28.865 (10./3.) 12.480 2:25.441 (10./3.) 12.981 2:28.542 (9./3.)	25,148 5,695	4:53.983 (3.) 124,905
11.	1	RYBNÍČEK Marek Liqui Moly Komvet Racing Team	CZ 1980	Mitsubishi Lancer Evo X S1+2000	5.331	-	2:37.162 (21./4.) - DNS -	5.217	12.776	2:28.886 (11./2.) 12.737 2:28.367 (11./2.) - DNS -	28,418 3,270	4:57.253 (2.) 123,531
12.	910	FUČÍK Aleš Klub Racing Team Znojmo IV	CZ 1973	Mitsubishi Lancer Evo VIII S1+2000	5.320	-	2:30.344 (10./1.) - DNS -	5.526	13.050	2:30.121 (12./3.) 12.749 2:29.044 (12./3.) 12.774 2:29.922 (10./2.)	30,131 1,713	4:58.966 (3.) 122,823
13.	123	LALIK Vladimír Paddock Pezinok	SK 1971	Mitsubishi Lancer Evo S1+2000	5.636	-	2:37.197 (22./5.) - DNS -	5.568	13.523	2:30.925 (13./4.) 13.563 2:30.103 (13./4.) 13.667 2:30.776 (12./4.)	32,044 1,913	5:00.879 (4.) 122,042
14.	888	VAHANČÍK Peter Badabing	SK 1985	Mitsubishi Lancer Evo VIII S1+2000	5.703	-	2:34.679 (15./3.) - DNS -	5.776	13.649	2:31.597 (14./5.) 13.425 2:31.331 (15./6.) 13.605 2:30.181 (11./3.)	32,677 0,633	5:01.512 (5.) 121,786
15.	919	LOŘINČÍK Matuš Paddock Pezinok	SK 1976	Mitsubishi Lancer Evo VIII S1+2000	5.754	-	2:38.018 (24./6.) - DNS -	5.484	13.280	2:31.847 (15./6.) 13.528 2:31.220 (14./5.) 13.225 2:31.918 (13./6.)	34,232 1,555	5:03.067 (6.) 121,161
16.	22	BEK Tomáš Hronov	CZ 1968	Renault Clio Sport E1-2000	6.202	14.695	2:37.055 (19./3.) - DNS -	5.978	14.290	2:32.670 (16./2.) 14.197 2:33.064 (16./2.) 14.679 2:37.443 (25./2.)	36,899 2,667	5:05.734 (2.) 120,104
17.	858	ČIKOR Radomir Max Motorsport - Motorcity	SK 1971	Mitsubishi Lancer Evolution E1+2000	5.300	-	2:37.472 (23./9.) - DNS -	5.151	12.523	2:33.176 (17./6.) 12.503 2:33.505 (17./6.) 12.593 2:34.445 (18./6.)	37,846 0,947	5:06.681 (6.) 119,734
18.	422	DOSEĐEL Dušan DK-Mont	CZ 1972	Subaru Impreza STi N14 S1+2000	5.530	-	2:44.800 (36./7.) - DNS -	5.328	12.939	2:35.848 (27./7.) 13.053 2:33.878 (18./7.) 12.931 2:32.989 (14./6.)	38,032 0,186	5:06.867 (7.) 119,661
19.	190	DOHNÁLEK Josef jr. Kovosteel Novitech Sudoměřice	CZ 1986	Citroen Saxo VTS E1-1600	6.197	14.650	2:35.366 (17./1.) - DNS -	6.115	14.575	2:33.288 (18./1.) 15.379 2:35.830 (23./2.) 14.681 2:33.828 (15./1.)	38,281 0,249	5:07.116 (1.) 119,564
20.	217	STANĚK Vojtěch Liqui Moly Komvet Racing Team	CZ 1974	Peugeot 106 E1-1600	6.182	14.612	2:38.630 (26./2.) - DNS -	6.120	14.466	2:34.807 (20./2.) 14.514 2:34.597 (19./1.) 14.586 2:35.682 (19./2.)	40,569 2,288	5:09.404 (2.) 118,680
21.	28	STEĆ Robert Polonia Racing Team	PL 1973	Intech RS 010 E2/C-1400	5.368	13.582	2:38.250 (25./1.) - DNS -	-	13.637	2:38.604 (31./1.) 13.991 2:35.279 (21./1.) 13.986 2:34.200 (16./1.)	40,644 0,075	5:09.479 (1.) 118,651
22.	15	ZIOLKO Karol Ziolko Racing	PL 1978	Mitsubishi Lancer Evo VIII E1+2000	5.821	14.445	2:35.225 (16./8.) - DNS -	-	14.401	2:34.834 (21./7.) 14.353 2:35.093 (20./7.) 14.550 2:35.798 (20./6.)	41,092 0,448	5:09.927 (7.) 118,480
23.	38	LATA Damian DMMotors	PL 1979	Mitsubishi Lancer Evo IX S+2000	5.497	-	2:40.017 (30./3.) - DNS -	5.525	13.594	2:35.782 (25./1.) - 2:36.045 (25./1.) 13.712 2:34.336 (17./1.)	41,283 0,191	5:10.118 (1.) 118,407
24.	305	TRNKA Jakub Kovosteel Novitech Sudoměřice	CZ 1982	Suzuki Swift GTi E1-1400	6.235	14.569	2:35.923 (18./1.) - DNS -	6.260	14.622	2:35.545 (24./1.) 14.666 2:35.351 (22./1.) - DNS -	42,061 0,778	5:10.896 (1.) 118,110
25.	709	JUHÁS Martin Paddock Pezinok	SK 1980	BMW M3 E36 E1+2000	6.022	14.149	2:34.295 (14./7.) - DNS -	-	14.084	2:35.103 (22./8.) 13.933 2:36.509 (27./8.) 14.074 2:36.454 (23./7.)	42,722 0,661	5:11.557 (8.) 117,860
26.	87	ŠTILEC Roman RRT s.r.o.	CZ 1978	Honda Civic VTI E1-1600	6.259	15.138	2:39.122 (28./3.) - DNS -	6.130	14.925	2:35.834 (26./3.) 14.941 2:35.903 (24./3.) 14.960 2:36.299 (22./3.)	42,902 0,180	5:11.737 (3.) 117,792
27.	99	FIRTL Stanislav jr. Berg-Trophy Team	CZ 1991	Škoda Octavia TDi E1-2000	6.314	14.911	2:39.968 (29./4.) - DNS -	6.073	14.581	2:35.491 (23./4.) 14.858 2:36.252 (26./3.) 15.866 2:40.314 (28./3.)	42,908 0,006	5:11.743 (3.) 117,789
28.	18	SATEK Jakub Network24 Racing	CZ 1984	Honda Civic Type R S1-2000	-	-	- DNF - - DNS -	6.720	15.476	2:36.337 (28./1.) 15.308 2:37.010 (28./1.) 15.036 2:36.172 (21./1.)	43,674 0,766	5:12.509 (1.) 117,501
29.	93	ANČÍK František Kovosteel Novitech Sudoměřice	CZ 1976	Chevrolet Corvette S+2000	5.864	13.307	2:37.099 (20./1.) - DNS -	-	13.710	2:36.390 (29./2.) 13.799 2:38.100 (29./2.) 13.518 2:36.724 (24./2.)	44,279 0,605	5:13.114 (2.) 117,274
30.	440	KORASZEWSKI Jacek Koraszewski Auto Sport	PL 1982	Audi RS4 S+2000	5.776	-	2:38.848 (27./2.) - DNS -	5.643	13.733	2:38.158 (30./3.) 13.876 2:38.768 (31./3.) 14.055 2:39.769 (26./3.)	48,091 3,812	5:16.926 (3.) 115,863
31.	717	ČAMBAL Mojmir Car Zone Racing Team	SK 1972	Citroen Saxo VTS E1-1600	6.327	14.808	2:40.753 (31./4.) - DNS -	6.285	14.736	2:40.080 (33./4.) 14.547 2:38.407 (30./4.) 14.486 2:55.328 (50./4.)	49,652 1,561	5:18.487 (4.) 115,295
32.	321	JÁNOŠÍK Vladimír Rodex Car Racing Team	SK 1977	Seat Leon Cupra S+2000	6.656	-	2:41.437 (32./4.) - DNS -	6.301	14.707	2:39.908 (32./4.) 14.761 2:40.031 (32./4.) 14.778 2:42.242 (30./4.)	51,104 1,452	5:19.939 (4.) 114,772
33.	187	HORÁK Tomáš Bratislava	SK 1976	Honda Civic Type R S1-2000	6.437	-	2:45.207 (37./1.) - DNS -	6.234	14.629	2:40.256 (34./2.) 14.623 2:41.175 (35./2.) 14.545 2:40.222 (27./2.)	51,643 0,539	5:20.478 (2.) 114,579
34.	169	ČEPIČKA Vlastimil Lipina	CZ 1962	Mitsubishi Lancer Evo X S1+2000	5.952	-	2:46.555 (38./8.) - DNS -	5.568	13.581	2:42.382 (38./8.) 13.801 2:40.208 (33./8.) 13.608 2:40.742 (29./7.)	52,115 0,472	5:20.950 (8.) 114,410
35.	39	OSLADIL Jan Autosport Osladil	CZ 1944	Národní formule Delta II E2/C-1400	5.665	14.203	2:42.719 (34./2.) - DNS -	-	14.576	2:42.253 (37./2.) 14.147 2:41.128 (34./2.) 18.067 DNS -	54,546 2,431	5:23.381 (2.) 113,550
36.	63	BOHUŠ Ján Nové Mesto nad Váhom	SK 1983	Škoda 100 E1+2000	6.209	-	2:42.514 (33./10.) - DNS -	-	14.617	2:40.759 (35./9.) 14.602 2:44.558 (40./9.) 14.760 2:43.027 (31./8.)	54,951 0,405	5:23.786 (9.) 113,408
37.	189	VEREŠ Alexander SVT Racing	SK 1980	Suzuki Swift GTi E1-1400	6.510	15.484	2:42.754 (35./2.) - DNS -	6.396	15.348	2:41.976 (36./2.) 15.446 2:41.905 (37./2.) 15.518 2:43.027 (31./1.)	55,046 0,095	5:23.881 (2.) 113,375


Rank	№	Driver Entrant	CZ Bird	Car Class	Qualification			RACE			Diff. Prev. Diff.	TIME Speed (km/h)
					IT 1	IT 2	Time	IT 1	IT 2	Time		
38.	208	ZIMÁK Martin SVC Náchod Motorsport	CZ 1989	Citroen Saxo VTS S1-1600	-	-	- DNS -	6.313	15.458	2:42.869 (39./1.)	55,600	5:24.435 (1.) 113,181
					-	-	- DNS -	6.931	16.203	2:41.566 (36./1.)	0,554	
										-DNS-		
39.	212	JELÍNEK Libor Auto Jelínek	CZ 1949	BMW 3.5 CSLi HA1+1300	6.365	-	2:49.264 (43./2.)	6.247	14.552	2:44.505 (40./1.)	60,117	5:28.952 (1.) 111,627
					-	-	- DNS -	6.376	14.906	2:44.447 (39./1.)	4,517	
								6.309	14.996	2:45.928 (36./1.)		
40.	184	ŽÁK Josef AK Konice	CZ 1953	Škoda 100 E1-1400	6.127	15.297	2:50.123 (44./3.)	6.093	15.256	2:45.473 (42./3.)	60,432	5:29.267 (3.) 111,520
					-	-	- DNS -	6.244	-	2:44.397 (38./3.)	0,315	
								6.051	15.183	2:44.870 (33./2.)		
41.	316	GÁBORIK Ladislav Gaborik Racing Team	SK 1981	Honda Civic S1-1600	7.151	-	2:52.356 (47./2.)	6.532	15.824	2:44.776 (41./2.)	60,542	5:29.377 (2.) 111,483
					-	-	- DNS -	6.576	15.839	2:44.601 (41./2.)	0,110	
								6.432	15.664	2:45.199 (34./1.)		
42.	404	HANUŠ Vladimír VH WRC	SK 1976	Subaru Impreza STi S1+2000	5.996	-	2:47.109 (40./10.)	5.887	14.534	2:46.400 (43./9.)	63,218	5:32.053 (9.) 110,585
					-	-	- DNS -	5.840	14.504	2:47.967 (48./9.)	2,676	
								6.042	15.088	2:45.653 (35./8.)		
43.	48	OBLUDEK Zbigniew Mielec	PL 1975	Mitsubishi Lancer Evo VIII S+2000	5.730	-	2:49.137 (42./5.)	5.651	14.019	2:46.449 (44./5.)	63,479	5:32.314 (5.) 110,498
					-	-	- DNS -	5.615	13.998	2:45.865 (42./5.)	0,261	
										-DNS-		
44.	49	PIEKARZ Antonín Auto Tony Motorsport	CZ 1957	Citroen C2 S1-1600	7.020	-	2:50.329 (45./1.)	6.942	16.877	2:47.659 (47./3.)	64,133	5:32.968 (3.) 110,281
					-	-	- DNS -	6.849	16.736	2:46.984 (43./3.)	0,654	
								6.819	16.550	2:45.984 (37./2.)		
45.	661	OKÁLI Vladimír Decam	SK 1955	Renault Clio RS S1-2000	6.621	-	2:54.536 (51./4.)	6.731	16.313	2:47.237 (45./3.)	65,341	5:34.176 (3.) 109,882
					-	-	- DNS -	6.795	16.372	2:47.531 (45./3.)	1,208	
								6.590	16.081	2:46.939 (38./3.)		
46.	112	DUDEK Grzegorz Kobylice	PL 1972	VW Golf I E1-2000	-	-	- DNS -	6.593	15.508	2:47.937 (48./5.)	65,453	5:34.288 (4.) 109,845
					-	-	- DNS -	6.602	15.482	2:47.163 (44./4.)	0,112	
								6.622	15.452	2:47.125 (39./4.)		
47.	565	MITÁNEK Petr DKP Racing	CZ 1979	Opel Astra GSi S1-2000	6.801	-	2:50.606 (46./2.)	6.665	15.958	2:47.297 (46./4.)	66,038	5:34.873 (4.) 109,654
					-	-	- DNS -	6.788	16.150	2:47.576 (46./4.)	0,585	
								6.704	15.974	2:47.691 (40./4.)		
48.	692	TOMEČEK Lukáš DKP Racing	CZ 1985	VW Golf I HA1+1300	6.435	-	2:47.752 (41./1.)	6.390	15.290	-DNF-	66,800	5:35.635 (2.) 109,405
					-	-	- DNS -	6.349	15.282	2:47.644 (47./2.)	0,762	
								6.414	15.354	2:47.991 (41./2.)		
49.	66	KASZYNSKI Jaroslaw Prosound Koraszewski Autosport	PL 1972	BMW M3 S1-2000	6.816	-	2:58.257 (58./6.)	6.816	16.381	2:49.993 (50./5.)	71,994	5:40.829 (5.) 107,737
					-	-	- DNS -	6.713	16.324	2:50.836 (49./5.)	5,194	
								6.725	16.319	2:53.866 (48./6.)		
50.	59	LISÁL Radovan MTZ Racing Team	SK 1971	Peugeot 205 GTi E1-2000	6.965	16.138	2:53.175 (48./5.)	6.967	16.153	2:50.931 (51./6.)	74,182	5:43.017 (5.) 107,050
					-	-	- DNS -	6.841	-	2:52.086 (51./5.)	2,188	
								6.753	15.887	2:53.073 (45./5.)		
51.	243	KOTEK Pavel PK Tuning	CZ 1974	BMW 325 Coupe E1+2000	6.735	16.417	3:00.111 (60./11.)	-	16.268	2:54.972 (66./10.)	74,262	5:43.097 (10.) 107,025
					-	-	- DNS -	6.670	16.183	2:51.904 (50./10.)	0,080	
								6.582	16.026	2:51.193 (42./9.)		
52.	173	CSÓKA Kristián MaxMotorsport	SK 1985	VW Golf II GTi S+2000	6.609	-	2:54.481 (50./6.)	6.974	16.280	2:53.149 (52./6.)	76,745	5:45.580 (6.) 106,256
					-	-	- DNS -	6.647	15.966	2:53.017 (52./6.)	2,483	
								6.871	16.294	2:52.563 (43./5.)		
53.	64	LIPÁR Marcel Fira Team	CZ 1965	Renault Clio Sport S1-2000	6.673	16.574	2:53.523 (49./3.)	-	16.845	2:53.440 (53./6.)	78,543	5:47.378 (6.) 105,706
					-	-	- DNS -	6.725	16.555	2:53.938 (53./6.)	1,798	
										-DNS-		
54.	211	WINTER Jaroslav Hořice	CZ 1959	Honda Civic Type R S-2000	6.811	-	2:56.931 (57./3.)	6.795	16.466	2:54.052 (54./1.)	78,741	5:47.576 (1.) 105,646
					-	-	- DNS -	6.870	16.478	2:55.497 (57./2.)	0,198	
								6.711	16.785	2:53.524 (46./2.)		
55.	593	ANČÍK František Kovosteel Novitech Sudoměřice	CZ 1976	BMW 120d S-2000	7.525	-	2:55.121 (53./1.)	7.332	17.906	2:56.953 (61./3.)	79,208	5:48.043 (2.) 105,504
					-	-	- DNS -	7.155	17.715	2:55.060 (55./1.)	0,467	
								7.097	17.458	2:52.983 (44./1.)		
56.	464	FIRTL Radim jr. Fira Team	CZ 1992	Renault Clio Sport S1-2000	6.749	-	2:55.006 (52./5.)	6.684	16.660	2:55.345 (57./7.)	79,474	5:48.309 (7.) 105,424
					-	-	- DNS -	6.778	16.645	2:54.663 (54./7.)	0,266	
								6.853	16.993	2:53.646 (47./5.)		
57.	150	ŠMAK Miroslav MŠ Motorsport Kyjov	CZ 1960	VW Golf TDi S-2000	6.785	-	2:56.799 (55./2.)	6.871	16.392	2:55.474 (58./2.)	81,263	5:50.098 (3.) 104,885
					-	-	- DNS -	6.807	16.315	2:55.864 (59./3.)	1,789	
								6.710	16.226	2:54.624 (49./3.)		
58.	695	GRNÁČ Ján Hobby	SK 1955	Škoda Felicia E1-1150	6.833	17.396	3:06.655 (69./1.)	6.444	16.566	2:54.754 (55./1.)	82,389	5:51.224 (1.) 104,549
					-	-	- DNS -	6.582	16.566	2:56.470 (60./1.)	1,126	
								6.528	16.468	-DNF-		
59.	24	ORŠULA Ján Oršula Motorsport	SK 1977	Škoda 130 RS Evo I E1-1400	7.005	17.873	2:55.893 (54./4.)	7.117	17.634	2:56.074 (59./4.)	82,789	5:51.624 (4.) 104,430
					-	-	- DNS -	7.043	33.500	2:55.734 (58./4.)	0,400	
								6.956	-	2:55.890 (51./3.)		
60.	266	JANÍK Lukáš BP Autosport Bruntál	CZ 1992	Renault Clio Sport S1-2000	6.706	-	3:00.268 (61./8.)	6.732	16.200	2:56.331 (60./8.)	82,991	5:51.826 (8.) 104,370
					-	-	- DNS -	6.565	15.989	2:55.495 (56./8.)	0,202	
								6.576	16.027	2:57.093 (54./8.)		
61.	622	FILLOVÁ Katarína Silard Racing Team	SK 1984	BMW 320i S1-2000	7.496	-	2:58.929 (59./7.)	7.161	17.706	2:57.693 (62./9.)	84,705	5:53.540 (9.) 103,864
					-	-	- DNS -	7.080	17.561	2:56.947 (61./9.)	1,714	
								7.117	17.609	2:56.593 (52./7.)		
62.	175	BONA Marian CarPoint	SK 1977	Suzuki Ignis S1-1600	6.994	-	3:07.334 (70./3.)	6.777	16.895	2:58.915 (64./4.)	86,715	5:55.550 (4.) 103,277
					-	-	- DNS -	6.731	16.890	3:04.866 (69./4.)	2,010	
								6.892	16.952	2:56.635 (53./3.)		
63.	256	POKORNÝ Milan Hillclimb Racing Team	SK 1994	Škoda Fabia E1-1400	7.103	17.867	3:01.008 (62./5.)	7.063	17.827	2:59.037 (65./5.)	88,045	5:56.880 (5.) 102,892
					-	-	- DNS -	7.105	17.944	2:59.171 (63./5.)	1,330	
								7.097	17.834	2:57.843 (55./4.)		
64.	225	STEĆ Irena Polonia Racing Team	PL 1983	Promot Easter 86 HA2	6.585	-	3:15.624 (74./1.)	6.610	16.702	3:04.579 (67./1.)	88,791	5:57.626 (1.) 102,677
					-	-	- DNS -	7.347	17.786	2:58.564 (62./1.)	0,746	
								6.381	16.174	2:59.062 (57./1.)		
65.	122	CICÁK Viliam Boan Pezinok	SK 1955	Citroen Saxo VTS E1-1600	6.454	-	3:03.120 (64./5.)	6.225	15.546	2:58.396 (63./5.)	89,184	5:58.019 (5.) 102,564
					-	-	- DNS -	6.361	15.756	2:59.623 (64./5.)	0,393	
										-DNS-		

Rank	№	Driver Entrant	CZ Bird	Car Class	Qualification			RACE			Diff. Prev. Diff.	TIME Speed (km/h)
					IT 1	IT 2	Time	IT 1	IT 2	Time		
66.	338	MACHÁČEK Petr Lancia-D Team	CZ 1962	Lancia Delta S+2000	6.952 -	- -	2:56.923 (56./7.) - DNS -	6.915 7.258 6.746	16.000 16.450 15.705	-DNF- 3:00.278 (65./7.) 2:59.007 (56./6.)	90,450 1,266	5:59.285 (7.) 102,203
67.	74	STANIAK Marcin Autoelektronika Balicka Sport	PL 1978	BMW 318 iS E1-2000	7.024 -	17.492 -	6:15.525 (83./7.) - DNS -	7.121 6.815 6.940	17.627 17.135 17.314	3:02.620 (70./7.) 3:01.303 (67./6.) 2:59.954 (58./6.)	92,422 1,972	6:01.257 (6.) 101,645
68.	78	CZARNY Bogumil Autopol Reacing Team	PL 1978	Suzuki Swift E1-1400	7.155 -	17.390 -	3:05.768 (67./7.) - DNS -	7.129 7.124 7.031	17.377 17.336 17.215	3:00.944 (66./6.) 3:01.942 (70./6.) 3:02.250 (60./5.)	94,051 1,629	6:02.886 (6.) 101,189
69.	423	GLAC Tomáš Burestre Sport	CZ 1993	Ford Fiesta ST S1-2000	7.246 -	- -	3:02.305 (63./9.) - DNS -	7.068 6.986 7.191	17.283 16.968 17.581	3:01.818 (69./10.) 3:01.296 (66./10.) 3:02.428 (59./9.)	94,279 0,228	6:03.114 (10.) 101,125
70.	40	OSLADIL Jan jr. Autosport Osladil	CZ 1968	Formule Škoda MTX 1-01 HA2	- -	- -	- DNS - - DNS -	6.764 6.597 -	16.918 -	3:04.368 (71./2.) 3:01.783 (68./2.) -DNS-	97,316 3,037	6:06.151 (2.) 100,286
71.	538	PRÉTYI Peter AMA Racing Modra	SK 1980	Škoda 100 GTi E1-1400	6.980 -	17.487 -	3:03.991 (65./6.) - DNS -	6.743 6.735 6.826	17.239 17.621 17.312	3:04.695 (73./7.) 3:04.633 (71./7.) 3:05.892 (62./6.)	100,493 3,177	6:09.328 (7.) 99,424
72.	246	LASTOVKA Milan Paddock Pezínok	SK 1977	Kia Ceed E1-1600	- -	- -	- DNS - - DNS -	7.335 7.376 7.515	17.882 17.978 18.009	3:08.312 (76./6.) 3:05.741 (72./6.) 3:04.477 (61./5.)	101,383 0,890	6:10.218 (6.) 99,185
73.	70	MÁČIK Marian MTZ Racing Team	SK 1970	Fiat Cinquecento Sporting E1-1150	7.185 -	- -	3:08.461 (72./2.) - DNS -	7.068 7.140 -	17.530 17.715 -	3:04.469 (72./2.) 3:05.777 (73./2.) -DNS-	101,411 0,028	6:10.246 (2.) 99,177
74.	623	GLAC Stanislav Burestre Sport	CZ 1962	Ford Fiesta ST S1-2000	7.214 -	17.525 -	3:05.996 (68./10.) - DNS -	7.290 7.246 7.144	17.586 17.497 17.776	3:06.680 (75./11.) 3:06.392 (74./11.) 3:06.306 (63./10.)	103,863 2,452	6:12.698 (11.) 98,525
75.	76	CZARNY Rafal Autopol Opole Racing Team	PL 1975	Suzuki Swift GTi S-2000	7.364 -	- -	3:08.175 (71./4.) - DNS -	7.155 7.106 7.332	17.663 18.053 17.933	3:06.675 (74./4.) 3:08.699 (77./5.) 3:07.763 (65./4.)	105,603 1,740	6:14.438 (4.) 98,067
76.	62	NIŽNANSKÝ Miroslav NiM Pneuservis Racing Team	SK 1962	Fiat X1/9 Bertone HA1+1300	6.838 -	- -	3:21.839 (79./3.) - DNS -	6.582 6.663 6.680	17.113 17.219 17.211	3:41.431 (79./2.) 3:06.740 (75./3.) 3:08.653 (66./3.)	106,558 0,955	6:15.393 (3.) 97,817
77.	711	VÍZNER Peter Lubietova	SK 1976	Ford Escort RS S-2000	7.121 -	- -	3:15.870 (75./5.) - DNS -	7.055 7.000 7.059	17.377 17.183 17.481	3:08.892 (78./5.) 3:08.596 (76./4.) 3:09.692 (67./5.)	108,653 2,095	6:17.488 (5.) 97,275
78.	89	RÝZEK Milan o.z. AC3R Prietrž	SK 1985	Formule Van Diemen E2/C-1400	7.428 -	18.571 -	3:13.341 (73./3.) - DNS -	- 7.467 7.084	- 18.695 18.067	-DNF- 3:10.792 (78./3.) 3:07.290 (64./2.)	109,247 0,594	6:18.082 (3.) 97,122
79.	34	KOGUT Krzysztof Plasmet Racing	PL 1975	Smart Fortwo S2	7.737 -	- -	3:20.781 (77./1.) - DNS -	7.039 7.001 6.849	17.300 17.142 17.077	3:44.796 (82./1.) 3:11.517 (79./1.) 3:11.636 (68./1.)	114,318 5,071	6:23.153 (1.) 95,836
80.	397	ONDREJKA Ján JOSK Racing Team	SK 1953	Škoda 200 RS HA1+1300	7.636 -	- -	3:26.006 (80./4.) - DNS -	6.901 7.041 7.406	17.650 17.748 18.286	3:12.318 (80./3.) 3:12.343 (80./4.) 3:12.725 (69./4.)	115,826 1,508	6:24.661 (4.) 95,461
81.	905	DUDEKOVÁ Drahomíra Paddock Pezínok	SK 1980	Kia Ceed E1-2000	7.214 -	17.901 -	3:16.581 (76./6.) - DNS -	7.404 7.193 7.255	17.870 17.459 17.878	3:14.550 (81./8.) 3:14.566 (81./7.) 3:14.097 (71./7.)	119,812 3,986	6:28.647 (7.) 94,482
82.	336	ZELENÝ Milan Historic Racing Club Jihlava	CZ 1984	Škoda 120 MkII E1-1400	7.495 -	19.138 -	6:25.599 (84./8.) - DNS -	7.445 7.640 7.434	18.958 19.209 18.935	3:46.901 (83./8.) 3:16.214 (82./8.) 3:13.378 (70./7.)	120,757 0,945	6:29.592 (8.) 94,252
83.	168	KULDOVÁ Zdenka HZ Autosport	CZ 1960	Lada Samara S1-1600	7.873 -	- -	3:34.494 (81./5.) - DNS -	7.726 7.925 7.880	19.861 20.130 20.146	3:29.200 (84./6.) 3:34.968 (83./5.) 3:27.813 (72./4.)	148,178 27,421	6:57.013 (5.) 88,055
	129	BOHÁČ Milan Liqui Moly Komvet Racing Team	CZ 1957	Renault Clio Sport E1-2000	6.028 -	14.177 -	2:33.702 (13./2.) - DNS -	6.042 6.009 -	14.070 14.061 -	2:34.508 (19./3.) - DNF - -DNS-		- DNS -
	716	SEDLÁČEK Jiří Sedláček Motorsport	CZ 1968	BMW M3 E36 SŠ 10 E1+2000	5.566 -	13.006 -	2:24.937 (8./5.) - DNS -	5.725 -	13.209 -	- DNF - - DNS - -DNS-		- DNS -
	37	MATĚJKA Miroslav AMK Laudon L.A.	CZ 1971	Lancia Delta Integrale S1+2000	6.474 -	- -	3:05.214 (66./11.) - DNS -	6.438 -	16.393 -	3:01.646 (68./11.) - DNS - -DNS-		- DNS -
	206	SIKHART Roland Car Zone Racing Team	SK 1976	Suzuki Ignis S1-1600	9.282 -	- -	3:21.699 (78./4.) - DNS -	7.194 -	17.967 -	3:08.795 (77./5.) - DNS - -DNS-		- DNS -
	868	POVAZAN Peter Car Zone Racing Team	SK 1971	Subaru Impreza S1+2000	6.541 -	- -	2:46.671 (39./9.) - DNS -	6.577 -	15.438 -	2:48.498 (49./10.) - DNS - -DNS-		- DNS -
	109	MÁDY Tomáš Perax Racing	SK 1986	Fiat 126p Fiat-126	8.883 -	- -	4:00.041 (82./1.) - DNS -	8.879 -	23.610 -	- DNF - - DNS - -DNS-		- DNS -
	75	FRANĚK Jan MS Racing Náměšť	CZ 1983	Subaru Impreza WRX STi S1+2000	- -	- -	- DNS - - DNS -	- -	- -	- DNS - - DNS - -DNS-		- DNS -
	152	ÁZSÓTH Ladislav Car Zone Racing Team	CZ 1959	Citroen Saxo VTS S1-1600	- -	- -	- DNS - - DNS -	- -	- -	- DNS - - DNS - -DNS-		- DNS -
	350	PRZEWLOCKI Stanislaw Mierzecice	PL 1982	Ford Mustang S+2000	- -	- -	- DNS - - DNS -	- -	- -	- DNS - - DNS - -DNS-		- DNS -

Rank	№	Driver Entrant	PL Bird	Car Class	Qualification			RACE			Diff. Prev. Diff.	TIME Speed (km/h)
					IT 1	IT 2	Time	IT 1	IT 2	Time		

Competition / Weather Information									
Qualification					RACE				
	Time	Weather	Temp. (°C)			Time	Weather	Temp. (°C)	
			Air	Road				Air	Road
1st Round	09:16 - 10:35	Semcloudy	22	20	1st Round	10:57 - 12:20	Sunny	24	26
2nd Round	--	Semcloudy	21	21	2nd Round	14:09 - 15:40	Sunny	25	28

Statistics										
		Time			Speed (km/h)			Competitors / Nations		
		Min	Max	Avg.	Max	Min	Avg.	in start list	started	with results
Qualification	1st Round	2:15.464	6:25.599	2:55.079	135,534	47,614	104,867	118/3	85/3	84/3
	2nd Round	-	-	-				118/3	0/3	0/0
RACE	1st Round	2:14.148	3:29.200	2:46.504	136,864	87,763	110,268	118/3	89/3	84/3
	2nd Round	2:14.687	3:34.968	2:46.585	136,316	85,408	110,214	118/3	84/3	83/3


Race Director	Sport Marshal IHA	Main Timekeeper
BARTL Miroslav (CZE)	KADLEC Jaroslav (CZE)	 ŠABÍK Ľuboš (SVK)

LIQUI MOLY BERG CUP 2010



Pezinská Baba

11. -13. 6. 2010



Jury / Competition Management		Hill Data	
Chief of Competition	GAJDOŠÍK Miroslav (SVK)	Start Altitude	m
Race Director	BARTL Miroslav (CZE)	Finish Altitude	m
Vice chairman	FEKETEOVÁ Tatiana (SVK)	Vertical Drop	m
Sport Marshal IHA	KADLEC Jaroslav (CZE)	Course Length	5100 m
Technical Marshal IHA	BARTL Miroslav (CZE)	Min course Width	7 m
		Count of right-hand bend	
		Count of left-hand bend	
		Hill Record	2007, Andres Vilariño Reynard F3000: 1:56,498



Rank	№	Driver Entrant	PL Bird	Car Class	Qualification			RACE			Diff. Prev. Diff.	TIME Speed (km/h)
					IT 1	IT 2	Time	IT 1	IT 2	Time		
CLASS Fiat-126												
	109	MÁDY Tomáš Perax Racing	SK 1986	Fiat 126p Fiat-126	8.883	-	4:00.041 (82./1.)	8.879	23.610	- DNF -		- DNS -
					-	-	- DNS -	-	-	- DNS -		-
										- DNS -		
CLASS S-2000												
1.	211	WINTER Jaroslav Hořice	CZ 1959	Honda Civic Type R S-2000	6.811	-	2:56.931 (57./3.)	6.795	16.466	2:54.052 (54./1.)	0,000	5:47.576 (54.) 105,646
					-	-	- DNS -	6.870	16.478	2:55.497 (57./2.)		
								6.711	16.785	2:53.524 (46./2.)		
2.	593	ANČÍK František Kovosteel Novitech Sudoměřice	CZ 1976	BMW 120d S-2000	7.525	-	2:55.121 (53./1.)	7.332	17.906	2:56.953 (61./3.)	0,467	5:48.043 (55.) 105,504
					-	-	- DNS -	7.155	17.715	2:55.060 (55./1.)	0,467	
								7.097	17.458	2:52.983 (44./1.)		
3.	150	ŠMAK Miroslav MŠ Motorsport Kyjov	CZ 1960	VW Golf TDi S-2000	6.785	-	2:56.799 (55./2.)	6.871	16.392	2:55.474 (58./2.)	2,522	5:50.098 (57.) 104,885
					-	-	- DNS -	6.807	16.315	2:55.864 (59./3.)	2,055	
								6.710	16.226	2:54.624 (49./3.)		
4.	76	CZARNY Rafał Autopol Opole Racing Team	PL 1975	Suzuki Swift GTi S-2000	7.364	-	3:08.175 (71./4.)	7.155	17.663	3:06.675 (74./4.)	26,862	6:14.438 (75.) 98,067
					-	-	- DNS -	7.106	18.053	3:08.699 (77./5.)	24,340	
								7.332	17.933	3:07.763 (65./4.)		
5.	711	VÍZNER Peter Lubietova	SK 1976	Ford Escort RS S-2000	7.121	-	3:15.870 (75./5.)	7.055	17.377	3:08.892 (78./5.)	29,912	6:17.488 (77.) 97,275
					-	-	- DNS -	7.000	17.183	3:08.596 (76./4.)	3,050	
								7.059	17.481	3:09.692 (67./5.)		
CLASS S+2000												
1.	38	LATA Damian DMMotors	PL 1979	Mitsubishi Lancer Evo IX S+2000	5.497	-	2:40.017 (30./3.)	5.525	13.594	2:35.782 (25./1.)	0,000	5:10.118 (23.) 118,407
					-	-	- DNS -	5.656	-	2:36.045 (25./1.)		
								5.638	13.712	2:34.336 (17./1.)		
2.	93	ANČÍK František Kovosteel Novitech Sudoměřice	CZ 1976	Chevrolet Corvette S+2000	5.864	13.307	2:37.099 (20./1.)	-	13.710	2:36.390 (29./2.)	2,996	5:13.114 (29.) 117,274
					-	-	- DNS -	6.108	13.799	2:38.100 (29./2.)	2,996	
								5.900	13.518	2:36.724 (24./2.)		

Rank	№	Driver Entrant	PL Bird	Car Class	Qualification			RACE			Diff. Prev. Diff.	TIME Speed (km/h)
					IT 1	IT 2	Time	IT 1	IT 2	Time		
3.	440	KORASZEWSKI Jacek Koraszewski Auto Sport	PL 1982	Audi RS4 S+2000	5.776	-	2:38.848 (27./2.)	5.643 13.733	2:38.158 (30./3.)	6,808	5:16.926 (30.) 115,863	
					-	-	- DNS -	5.710 13.876	2:38.768 (31./3.)	3,812		
								5.846 14.055	2:39.769 (26./3.)			
4.	321	JÁNOŠIK Vladimír Rodex Car Racing Team	SK 1977	Seat Leon Cupra S+2000	6.656	-	2:41.437 (32./4.)	6.301 14.707	2:39.908 (32./4.)	9,821	5:19.939 (32.) 114,772	
					-	-	- DNS -	6.346 14.761	2:40.031 (32./4.)	3,013		
								6.350 14.778	2:42.242 (30./4.)			
5.	48	OBLUDEK Zbigniew Mielec	PL 1975	Mitsubishi Lancer Evo VIII S+2000	5.730	-	2:49.137 (42./5.)	5.651 14.019	2:46.449 (44./5.)	22,196	5:32.314 (43.) 110,498	
					-	-	- DNS -	5.615 13.998	2:45.865 (42./5.)	12,375		
								-	- DNS -			
6.	173	CSÓKA Kristián MaxMotorsport	SK 1985	VW Golf II GTi S+2000	6.609	-	2:54.481 (50./6.)	6.974 16.280	2:53.149 (52./6.)	35,462	5:45.580 (52.) 106,256	
					-	-	- DNS -	6.647 15.966	2:53.017 (52./6.)	13,266		
								6.871 16.294	2:52.563 (43./5.)			
7.	338	MACHÁČEK Petr Lancia-D Team	CZ 1962	Lancia Delta S+2000	6.952	-	2:56.923 (56./7.)	6.915 16.000	- DNF -	49,167	5:59.285 (66.) 102,203	
					-	-	- DNS -	7.258 16.450	3:00.278 (65./7.)	13,705		
								6.746 15.705	2:59.007 (56./6.)			
	350	PRZEWLOCKI Stanislaw Mierzecice	PL 1982	Ford Mustang S+2000	-	-	- DNS -	-	-	- DNS -	- DNS -	
					-	-	- DNS -	-	-	- DNS -		
								-	- DNS -			

CLASS S1-1600

1.	208	ZIMÁK Martin SVC Náchod Motorsport	CZ 1989	Citroen Saxo VTS S1-1600	-	-	- DNS -	6.313 15.458	2:42.869 (39./1.)	0,000	5:24.435 (38.) 113,181
					-	-	- DNS -	6.931 16.203	2:41.566 (36./1.)		
								-	- DNS -		
2.	316	GÁBORIK Ladislav Gaborik Racing Team	SK 1981	Honda Civic S1-1600	7.151	-	2:52.356 (47./2.)	6.532 15.824	2:44.776 (41./2.)	4,942	5:29.377 (41.) 111,483
					-	-	- DNS -	6.576 15.839	2:44.601 (41./2.)	4,942	
								6.432 15.664	2:45.199 (34./1.)		
3.	49	PIEKARZ Antonín Auto Tony Motorsport	CZ 1957	Citroen C2 S1-1600	7.020	-	2:50.329 (45./1.)	6.942 16.877	2:47.659 (47./3.)	8,533	5:32.968 (44.) 110,281
					-	-	- DNS -	6.849 16.736	2:46.984 (43./3.)	3,591	
								6.819 16.550	2:45.984 (37./2.)		
4.	175	BONA Marian CarPoint	SK 1977	Suzuki Ignis S1-1600	6.994	-	3:07.334 (70./3.)	6.777 16.895	2:58.915 (64./4.)	31,115	5:55.550 (62.) 103,277
					-	-	- DNS -	6.731 16.890	3:01.866 (69./4.)	22,582	
								6.892 16.952	2:56.635 (53./3.)		
5.	168	KULDOVÁ Zdenka HZ Autosport	CZ 1960	Lada Samara S1-1600	7.873	-	3:34.494 (81./5.)	7.726 19.861	3:29.200 (84./6.)	92,578	6:57.013 (83.) 88,055
					-	-	- DNS -	7.925 20.130	3:34.068 (83./5.)	61,463	
								7.880 20.146	3:27.813 (72./4.)		
	206	SIKHART Roland Car Zone Racing Team	SK 1976	Suzuki Ignis S1-1600	9.282	-	3:21.699 (78./4.)	7.194 17.967	3:08.795 (77./5.)		- DNS -
					-	-	- DNS -	-	-		
								-	- DNS -		
	152	ÁZSÓTH Ladislav Car Zone Racing Team	CZ 1959	Citroen Saxo VTS S1-1600	-	-	- DNS -	-	-	- DNS -	- DNS -
					-	-	- DNS -	-	-	- DNS -	
								-	- DNS -		

CLASS S1-2000

1.	18	SATEK Jakub Network24 Racing	CZ 1984	Honda Civic Type R S1-2000	-	-	- DNF -	6.720 15.476	2:36.337 (28./1.)	0,000	5:12.509 (28.) 117,501	
					-	-	- DNS -	6.442 15.308	2:37.010 (28./1.)			
								6.365 15.036	2:36.172 (21./1.)			
2.	187	HORÁK Tomáš Bratislava	SK 1976	Honda Civic Type R S1-2000	6.437	-	2:45.207 (37./1.)	6.234 14.629	2:40.256 (34./2.)	7,969	5:20.478 (33.) 114,579	
					-	-	- DNS -	6.269 14.623	2:41.175 (35./2.)	7,969		
								6.221 14.545	2:40.222 (27./2.)			
3.	661	OKÁLI Vladimír Decam	SK 1955	Renault Clio RS S1-2000	6.621	-	2:54.536 (51./4.)	6.731 16.313	2:47.237 (45./3.)	21,667	5:34.176 (45.) 109,882	
					-	-	- DNS -	6.795 16.372	2:47.531 (45./3.)	13,698		
								6.590 16.081	2:46.939 (38./3.)			
4.	565	MITÁNEK Petr DKP Racing	CZ 1979	Opel Astra GSi S1-2000	6.801	-	2:50.606 (46./2.)	6.665 15.958	2:47.297 (46./4.)	22,364	5:34.873 (47.) 109,654	
					-	-	- DNS -	6.788 16.150	2:47.576 (46./4.)	0,697		
								6.704 15.974	2:47.691 (46./4.)			
5.	66	KASZYNSKI Jaroslav Prosound Koraszewski Autosport	PL 1972	BMW M3 S1-2000	6.816	-	2:58.257 (58./6.)	6.816 16.381	2:49.993 (50./5.)	28,320	5:40.829 (49.) 107,737	
					-	-	- DNS -	6.713 16.324	2:50.836 (49./5.)	5,956		
								6.725 16.319	2:53.866 (48./6.)			
6.	64	LIPÁR Marcel Fira Team	CZ 1965	Renault Clio Sport S1-2000	6.673	16.574	2:53.523 (49./3.)	-	16.845	2:53.440 (53./6.)	34,869	5:47.378 (53.) 105,706
					-	-	- DNS -	6.725 16.555	2:53.938 (53./6.)	6,549		
								-	- DNS -			
7.	464	FIRTL Radim jr. Fira Team	CZ 1992	Renault Clio Sport S1-2000	6.749	-	2:55.006 (52./5.)	6.684 16.660	2:55.345 (57./7.)	35,800	5:48.309 (56.) 105,424	
					-	-	- DNS -	6.778 16.645	2:54.663 (54./7.)	0,931		
								6.853 16.993	2:53.646 (47./5.)			
8.	266	JANÍK Lukáš BP Autosport Bruntál	CZ 1992	Renault Clio Sport S1-2000	6.706	-	3:00.268 (61./8.)	6.732 16.200	2:56.331 (60./8.)	39,317	5:51.826 (60.) 104,370	
					-	-	- DNS -	6.565 15.989	2:55.495 (56./8.)	3,517		
								6.576 16.027	2:57.093 (54./8.)			
9.	622	FILLOVÁ Katarína Silard Racing Team	SK 1984	BMW 320i S1-2000	7.496	-	2:58.929 (59./7.)	7.161 17.706	2:57.693 (62./9.)	41,031	5:53.540 (61.) 103,864	
					-	-	- DNS -	7.080 17.561	2:56.947 (61./9.)	1,714		
								7.117 17.609	2:56.593 (52./7.)			
10.	423	GLAC Tomáš Burestre Sport	CZ 1993	Ford Fiesta ST S1-2000	7.246	-	3:02.305 (63./9.)	7.068 17.283	3:01.818 (69./10.)	50,605	6:03.114 (69.) 101,125	
					-	-	- DNS -	6.986 16.968	3:01.296 (66./10.)	9,574		
								7.191 17.581	3:02.128 (59./9.)			
11.	623	GLAC Stanislav Burestre Sport	CZ 1962	Ford Fiesta ST S1-2000	7.214	17.525	3:05.996 (68./10.)	7.290 17.586	3:06.680 (75./11.)	60,189	6:12.698 (74.) 98,525	
					-	-	- DNS -	7.246 17.497	3:06.392 (74./11.)	9,584		
								7.144 17.776	3:06.306 (63./10.)			

CLASS S1+2000

1.	65	ŠUBERT Drahoslav MS Racing Náměšť	CZ 1972	Mitsubishi Lancer Evo IX S1+2000	5.992	-	2:31.608 (11./2.)	5.076 12.389	2:24.384 (9./1.)	0,000	4:48.288 (9.) 127,373
					-	-	- DNS -	5.093 12.340	2:23.904 (9./1.)		
								5.228 12.608	2:24.624 (8./1.)		
2.	1	RYBNÍČEK Marek Liqui Moly Komvet Racing Team	CZ 1980	Mitsubishi Lancer Evo X S1+2000	5.331	-	2:37.162 (21./4.)	5.217 12.776	2:28.886 (11./2.)	8,965	4:57.253 (11.) 123,531
					-	-	- DNS -	5.253 12.737	2:28.367 (11./2.)	8,965	
								-	- DNS -		

Rank	№	Driver Entrant	PL Bird	Car Class	Qualification			RACE			Diff. Prev. Diff.	TIME Speed (km/h)
					IT 1	IT 2	Time	IT 1	IT 2	Time		
3.	910	FUČÍK Aleš Klub Racing Team Znojmo IV	CZ 1973	Mitsubishi Lancer Evo VIII S1+2000	5.320 -	- -	2:30.344 (10./1.) - DNS -	5.526 5.271 5.395	13.050 12.749 12.774	2:30.121 (12./3.) 2:29.044 (12./3.) 2:29.922 (10./2.)	10,678 1,713	4:58.966 (12.) 122,823
4.	123	LALIK Vladimír Paddock Pezinok	SK 1971	Mitsubishi Lancer Evo S1+2000	5.636 -	- -	2:37.197 (22./5.) - DNS -	5.568 5.564 5.612	13.523 13.563 13.667	2:30.925 (13./4.) 2:30.103 (13./4.) 2:30.776 (12./4.)	12,591 1,913	5:00.879 (13.) 122,042
5.	888	VAHANČÍK Peter Badabing	SK 1985	Mitsubishi Lancer Evo VIII S1+2000	5.703 -	- -	2:34.679 (15./3.) - DNS -	5.776 5.546 5.559	13.649 13.425 13.605	2:31.597 (14./5.) 2:31.331 (15./6.) 2:30.181 (11./3.)	13,224 0,633	5:01.512 (14.) 121,786
6.	919	LŐRINČÍK Matúš Paddock Pezinok	SK 1976	Mitsubishi Lancer Evo VIII S1+2000	5.754 -	- -	2:38.018 (24./6.) - DNS -	5.484 5.684 5.379	13.280 13.528 13.225	2:31.847 (15./6.) 2:31.220 (14./5.) 2:31.918 (13./5.)	14,779 1,555	5:03.067 (15.) 121,161
7.	422	DOSEĎĽ Dušan DK-Mont	CZ 1972	Subaru Impreza STi N14 S1+2000	5.530 -	- -	2:44.800 (36./7.) - DNS -	5.328 5.426 5.314	12.939 13.053 12.931	2:35.848 (27./7.) 2:33.878 (18./7.) 2:32.989 (14./6.)	18,579 3,800	5:06.867 (18.) 119,661
8.	169	ČEPIČKA Vlastimil Lipina	CZ 1962	Mitsubishi Lancer Evo X S1+2000	5.952 -	- -	2:46.555 (38./8.) - DNS -	5.568 5.722 5.646	13.581 13.801 13.608	2:42.382 (38./8.) 2:40.208 (33./8.) 2:40.742 (29./7.)	32,662 14,083	5:20.950 (34.) 114,410
9.	404	HANUŠ Vladimír VH WRC	SK 1976	Subaru Impreza STi S1+2000	5.996 -	- -	2:47.109 (40./10.) - DNS -	5.887 5.840 6.042	14.534 14.504 15.088	2:46.400 (43./9.) 2:47.957 (48./9.) 2:45.653 (35./8.)	43,765 11,103	5:32.053 (42.) 110,585
	37	MATĚJKA Miroslav AMK Laudon L.A.	CZ 1971	Lancia Delta Integrale S1+2000	6.474 -	- -	3:05.214 (66./11.) - DNS -	6.438 -	16.393 -	3:01.646 (68./11.) - DNS - - DNS -		- DNS -
	868	POVAZAN Peter Car Zone Racing Team	SK 1971	Subaru Impreza S1+2000	6.541 -	- -	2:46.671 (39./9.) - DNS -	6.577 -	15.438 -	2:48.498 (49./10.) - DNS - - DNS -		- DNS -
	75	FRANĚK Jan MS Racing Náměšť	CZ 1983	Subaru Impreza WRX STi S1+2000	- -	- -	- DNS - - DNS -	- -	- -	- DNS - - DNS - - DNS -		- DNS -

CLASS S2

1.	34	KOGUT Krzysztof Plasmet Racing	PL 1975	Smart Fortwo S2	7.737 -	- -	3:20.781 (77./1.) - DNS -	7.039 7.001 6.849	17.300 17.142 17.077	3:14.796 (82./1.) 3:11.517 (79./1.) 3:11.636 (68./1.)	0,000	6:23.153 (79.) 95,836
----	----	--	------------	--------------------	------------	--------	------------------------------	-------------------------	----------------------------	--	-------	---------------------------------

CLASS HA1+1300

1.	212	JELÍNEK Libor Auto Jelinek	CZ 1949	BMW 3.5 CSLi HA1+1300	6.365 -	- -	2:49.264 (43./2.) - DNS -	6.247 6.376 6.309	14.552 14.906 14.996	2:44.505 (40./1.) 2:44.447 (39./1.) 2:45.928 (36./1.)	0,000	5:28.952 (39.) 111,627
2.	692	TOMEČEK Lukáš DKP Racing	CZ 1985	VW Golf I HA1+1300	6.435 -	- -	2:47.752 (41./1.) - DNS -	6.390 6.349 6.414	15.290 15.282 15.354	-DNF- 2:47.644 (47./2.) 2:47.991 (41./2.)	6,683 6,683	5:35.635 (48.) 109,405
3.	62	NIŽNANSKÝ Miroslav NiM Pneuservis Racing Team	SK 1962	Fiat X1/9 Bertone HA1+1300	6.838 -	- -	3:21.839 (79./3.) - DNS -	6.582 6.663 6.680	17.113 17.219 17.211	3:11.431 (79./2.) 3:06.740 (75./3.) 3:08.653 (66./3.)	46,441 39,758	6:15.393 (76.) 97,817
4.	397	ONDREJKA Ján JOSK Racing Team	SK 1953	Škoda 200 RS HA1+1300	7.636 -	- -	3:26.006 (80./4.) - DNS -	6.901 7.041 7.406	17.650 17.748 18.286	3:12.318 (80./3.) 3:12.343 (80./4.) 3:12.725 (69./4.)	55,709 9,268	6:24.661 (80.) 95,461

CLASS HA2

1.	225	STEČ Irena Polonia Racing Team	PL 1983	Promot Easter 86 HA2	6.585 -	- -	3:15.624 (74./1.) - DNS -	6.610 7.347 6.381	16.702 17.786 16.174	3:01.579 (67./1.) 2:58.564 (62./1.) 2:59.062 (57./1.)	0,000	5:57.626 (64.) 102,677
2.	40	OSLADIL Jan jr. Autosport Osladil	CZ 1968	Formule Škoda MTX 1-01 HA2	- -	- -	- DNS - - DNS -	6.764 6.597 -	16.918 -	3:04.368 (71./2.) 3:01.783 (68./2.) - DNS -	8,525 8,525	6:06.151 (70.) 100,286

CLASS E1-1150

1.	695	GRNÁČ Ján Hobby	SK 1955	Škoda Felicia E1-1150	6.833 -	17.396 -	3:06.655 (69./1.) - DNS -	6.444 6.582 6.528	16.566 16.566 16.468	2:54.754 (55./1.) 2:56.470 (60./1.) -DNF-	0,000	5:51.224 (58.) 104,549
2.	70	MÁČIK Marian MTZ Racing Team	SK 1970	Fiat Cinquecento Sporting E1-1150	7.185 -	- -	3:08.461 (72./2.) - DNS -	7.068 7.140 -	17.530 17.715 -	3:04.469 (72./2.) 3:05.777 (73./2.) - DNS -	19,022 19,022	6:10.246 (73.) 99,177

CLASS E1-1400

1.	305	TRNKA Jakub Kovosteel Novitech Sudoměřice	CZ 1982	Suzuki Swift GTi E1-1400	6.235 -	14.569 -	2:35.923 (18./1.) - DNS -	6.260 6.256 -	14.622 14.666 -	2:35.545 (24./1.) 2:35.351 (22./1.) - DNS -	0,000	5:10.896 (24.) 118,110
2.	189	VEREŠ Alexander SVT Racing	SK 1980	Suzuki Swift GTi E1-1400	6.510 -	15.484 -	2:42.754 (35./2.) - DNS -	6.396 6.448 6.559	15.348 15.446 15.518	2:41.976 (36./2.) 2:41.905 (37./2.) 2:43.027 (31./1.)	12,985 12,985	5:23.881 (37.) 113,375
3.	184	ŽÁK Josef AK Konice	CZ 1953	Škoda 100 E1-1400	6.127 -	15.297 -	2:50.123 (44./3.) - DNS -	6.093 6.244 6.051	15.256 -	2:45.473 (42./3.) 2:44.397 (38./3.) 2:44.870 (33./2.)	18,371 5,386	5:29.267 (40.) 111,520
4.	24	ORŠULA Ján Oršula Motorsport	SK 1977	Škoda 130 RS Evo I E1-1400	7.005 -	17.873 -	2:55.893 (54./4.) - DNS -	7.117 7.043 6.956	17.634 33.500 -	2:56.074 (59./4.) 2:55.734 (58./4.) 2:55.890 (51./3.)	40,728 22,357	5:51.624 (59.) 104,430
5.	256	POKORNÝ Milan Hillclimb Racing Team	SK 1994	Škoda Fabia E1-1400	7.103 -	17.867 -	3:01.008 (62./5.) - DNS -	7.063 7.105 7.097	17.827 17.944 17.834	2:59.037 (65./5.) 2:59.171 (63./5.) 2:57.843 (55./4.)	45,984 5,256	5:56.880 (63.) 102,892
6.	78	CZARNY Bogumil Autopol Reacing Team	PL 1978	Suzuki Swift E1-1400	7.155 -	17.390 -	3:05.768 (67./7.) - DNS -	7.129 7.124 7.031	17.377 17.336 17.215	3:00.944 (66./6.) 3:01.942 (70./6.) 3:02.250 (60./5.)	51,990 6,006	6:02.886 (68.) 101,189

Rank	№	Driver Entrant	PL Bird	Car Class	Qualification			RACE			Diff. Prev. Diff.	TIME Speed (km/h)
					IT 1	IT 2	Time	IT 1	IT 2	Time		
7.	538	PRÉTYI Peter AMA Racing Modra	SK 1980	Škoda 100 GTi E1-1400	6.980	17.487	3:03.991 (65./6.)	6.743	17.239	3:04.695 (73./7.)	58,432	6:09.328 (71.) 99,424
					-	-	- DNS -	6.735	17.621	3:04.633 (71./7.)	6,442	
								6.826	17.312	3:05.892 (62./6.)		
8.	336	ZELENÝ Milan Historic Racing Club Jihlava	CZ 1984	Škoda 120 MkII E1-1400	7.495	19.138	6:25.599 (84./8.)	7.445	18.958	3:16.001 (83./8.)	78,696	6:29.592 (82.) 94,252
					-	-	- DNS -	7.640	19.209	3:16.214 (82./8.)	20,264	
								7.434	18.935	3:13.378 (70./7.)		
CLASS E1-1600												
1.	190	DOHNÁLEK Josef jr. Kovosteel Novitech Sudoměřice	CZ 1986	Citroen Saxo VTS E1-1600	6.197	14.650	2:35.366 (17./1.)	6.115	14.575	2:33.288 (18./1.)	0,000	5:07.116 (19.) 119,564
					-	-	- DNS -	6.831	15.379	2:35.830 (23./2.)		
								6.203	14.681	2:33.828 (15./1.)		
2.	217	STANĚK Vojtěch Liqui Moly Komvet Racing Team	CZ 1974	Peugeot 106 E1-1600	6.182	14.612	2:38.630 (26./2.)	6.120	14.466	2:34.807 (20./2.)	2,288	5:09.404 (20.) 118,680
					-	-	- DNS -	6.180	14.514	2:34.597 (19./1.)	2,288	
								6.220	14.586	2:35.682 (19./2.)		
3.	87	ŠTILEC Roman RRT s.r.o.	CZ 1978	Honda Civic VTi E1-1600	6.259	15.138	2:39.122 (28./3.)	6.130	14.925	2:35.834 (26./3.)	4,621	5:11.737 (26.) 117,792
					-	-	- DNS -	6.125	14.941	2:35.903 (24./3.)	2,333	
								6.134	14.960	2:36.299 (22./3.)		
4.	717	ČAMBAL Mojmir Car Zone Racing Team	SK 1972	Citroen Saxo VTS E1-1600	6.327	14.808	2:40.753 (31./4.)	6.285	14.736	2:40.080 (33./4.)	11,371	5:18.487 (31.) 115,295
					-	-	- DNS -	6.176	14.547	2:38.407 (30./4.)	6,750	
								6.164	14.486	2:55.328 (50./4.)		
5.	122	CICÁK Viliam Boan Pezinok	SK 1955	Citroen Saxo VTS E1-1600	6.454	-	3:03.120 (64./5.)	6.225	15.546	2:58.396 (63./5.)	50,903	5:58.019 (65.) 102,564
					-	-	- DNS -	6.361	15.756	2:59.623 (64./5.)	39,532	
								-	-	-DNS-		
6.	246	LASTOVKA Milan Paddock Pezinok	SK 1977	Kia Ceed E1-1600	-	-	- DNS -	7.335	17.882	3:08.312 (76./6.)	63,102	6:10.218 (72.) 99,185
					-	-	- DNS -	7.376	17.978	3:05.741 (72./6.)	12,199	
								7.515	18.009	3:04.477 (61./5.)		
CLASS E1-2000												
1.	72	VITVER Vladimír SVC Náchod Motorsport	CZ 1968	Lotus WR-9/2 E1-2000	5.479	12.852	2:23.333 (5./1.)	5.166	12.492	2:19.010 (4./1.)	0,000	4:37.447 (4.) 132,350
					-	-	- DNS -	5.190	-	2:20.235 (5./1.)		
								5.248	12.600	2:18.437 (4./1.)		
2.	22	BEK Tomáš Hronov	CZ 1968	Renault Clio Sport E1-2000	6.202	14.695	2:37.055 (19./3.)	5.978	14.290	2:32.670 (16./2.)	28,287	5:05.734 (16.) 120,104
					-	-	- DNS -	5.929	14.197	2:33.064 (16./2.)	28,287	
								6.284	14.679	2:37.443 (25./2.)		
3.	99	FIRTL Stanislav jr. Berg-Trophy Team	CZ 1991	Škoda Octavia TDi E1-2000	6.314	14.911	2:39.968 (29./4.)	6.073	14.581	2:35.491 (23./4.)	34,296	5:11.743 (27.) 117,789
					-	-	- DNS -	6.134	14.858	2:36.252 (26./3.)	6,009	
								7.010	15.866	2:40.314 (28./3.)		
4.	112	DUDEK Grzegorz Kobylice	PL 1972	VW Golf I E1-2000	-	-	- DNS -	6.593	15.508	2:47.937 (48./5.)	56,841	5:34.288 (46.) 109,845
					-	-	- DNS -	6.602	15.482	2:47.163 (44./4.)	22,545	
								6.622	15.452	2:47.125 (39./4.)		
5.	59	LISÁL Radovan MTZ Racing Team	SK 1971	Peugeot 205 GTi E1-2000	6.965	16.138	2:53.175 (48./5.)	6.967	16.153	2:50.931 (51./6.)	65,570	5:43.017 (50.) 107,050
					-	-	- DNS -	6.841	-	2:52.086 (51./5.)	8,729	
								6.753	15.887	2:53.073 (45./5.)		
6.	74	STANIAK Marcin Autoelektronika Balicka Sport	PL 1978	BMW 318 iS E1-2000	7.024	17.492	6:15.525 (83./7.)	7.121	17.627	3:02.620 (70./7.)	83,810	6:01.257 (67.) 101,645
					-	-	- DNS -	6.815	17.135	3:01.303 (67./6.)	18,240	
								6.940	17.314	2:59.954 (58./6.)		
7.	905	DUDEKOVÁ Drahomíra Paddock Pezinok	SK 1980	Kia Ceed E1-2000	7.214	17.901	3:16.581 (76./6.)	7.404	17.870	3:14.550 (81./8.)	111,200	6:28.647 (81.) 94,482
					-	-	- DNS -	7.193	17.459	3:14.566 (81./7.)	27,390	
								7.255	17.878	3:14.097 (71./7.)		
	129	BOHÁČ Milan Liqui Moly Komvet Racing Team	CZ 1957	Renault Clio Sport E1-2000	6.028	14.177	2:33.702 (13./2.)	6.042	14.070	2:34.508 (19./3.)		- DNS -
					-	-	- DNS -	6.009	14.061	- DNF -		
								-	-	-DNS-		
CLASS E1+2000												
1.	7	KOMÁREK David Liqui Moly Komvet Racing Team	CZ 1975	Mitsubishi Colt Evo 550+ E1+2000	4.600	11.000	2:15.464 (1./1.)	4.484	10.989	2:14.148 (1./1.)	0,000	4:28.835 (1.) 136,589
					-	-	- DNS -	4.610	10.994	2:14.687 (1./1.)		
								-	-	-DNS-		
2.	10	ULMAN Pavel Z.R.T. Motorsport Ulman	CZ 1968	BMW M3 E36 E1+2000	5.524	12.541	2:20.737 (3./2.)	5.383	12.246	2:19.219 (5./2.)	8,757	4:37.592 (5.) 132,280
					-	-	- DNS -	5.306	12.209	2:21.396 (6./3.)	8,757	
								5.274	12.113	2:18.373 (3./1.)		
3.	11	ŠPALEK Jiří Liqui Moly Komvet Racing Team	CZ 1972	Mitsubishi Lancer WRC 05 E1+2000	4.786	11.510	2:23.388 (6./3.)	-	11.609	2:19.920 (6./3.)	10,410	4:39.245 (6.) 131,497
					-	-	- DNS -	4.785	11.483	2:19.325 (4./2.)	1,653	
								4.822	11.478	2:20.580 (5./2.)		
4.	388	ERDÉLYI Tomáš Šenkýř Motorsport	SK 1974	BMW M3 E36 GTR E1+2000	5.926	13.728	2:27.298 (9./6.)	-	13.433	2:22.495 (7./4.)	16,717	4:45.552 (7.) 128,593
					-	-	- DNS -	5.791	-	2:23.057 (7./4.)	6,307	
								5.846	13.619	2:23.641 (7./4.)		
5.	922	ZEMAN Martin Liqui Moly Komvet Racing Team	CZ 1974	Mitsubishi Lancer Evo VI E1+2000	5.089	12.286	2:24.597 (7./4.)	-	12.386	2:23.389 (8./5.)	16,722	4:45.557 (8.) 128,591
					-	-	- DNS -	5.187	12.461	2:23.797 (8./5.)	0,005	
								5.080	12.290	2:22.168 (6./3.)		
6.	858	ČIKOR Radomir Max Motorsport - Motorcity	SK 1971	Mitsubishi Lancer Evolution E1+2000	5.300	-	2:37.472 (23./9.)	5.151	12.523	2:33.176 (17./6.)	37,846	5:06.681 (17.) 119,734
					-	-	- DNS -	5.145	12.503	2:33.505 (17./6.)	21,124	
								5.290	12.593	2:34.445 (18./5.)		
7.	15	ZIOLKO Karol Ziolko Racing	PL 1978	Mitsubishi Lancer Evo VIII E1+2000	5.821	14.445	2:35.225 (16./8.)	-	14.401	2:34.834 (21./7.)	41,092	5:09.927 (22.) 118,480
					-	-	- DNS -	5.747	14.353	2:35.093 (20./7.)	3,246	
								5.836	14.550	2:35.798 (20./6.)		
8.	709	JUHÁS Martin Paddock Pezinok	SK 1980	BMW M3 E36 E1+2000	6.022	14.149	2:34.295 (14./7.)	-	14.084	2:35.103 (22./8.)	42,722	5:11.557 (25.) 117,860
					-	-	- DNS -	5.830	13.933	2:36.609 (27./8.)	1,630	
								6.002	14.074	2:36.454 (23./7.)		
9.	63	BOHUŠ Ján Nové Mesto nad Váhom	SK 1983	Škoda 100 E1+2000	6.209	-	2:42.514 (33./10.)	-	14.617	2:40.759 (35./9.)	54,951	5:23.786 (36.) 113,408
					-	-	- DNS -	6.138	14.602	2:44.558 (40./9.)	12,229	
								6.137	14.760	2:43.027 (31./8.)		
10.	243	KOTEK Pavel PK Tuning	CZ 1974	BMW 325 Coupe E1+2000	6.735	16.417	3:00.111 (60./11.)	-	16.268	2:54.972 (56./10.)	74,262	5:43.097 (51.) 107,025
					-	-	- DNS -	6.670	16.183	2:51.904 (50./10.)	19,311	
								6.582	16.026	2:51.193 (42./9.)		

Rank	№	Driver Entrant	PL Bird	Car Class	Qualification			RACE			Diff. Prev. Diff.	TIME Speed (km/h)
					IT 1	IT 2	Time	IT 1	IT 2	Time		
	716	SEDLÁČEK Jiří Sedláček Motorsport	CZ 1968	BMW M3 E36 SŠ 10 E1+2000	5.566	13.006	2:24.937 (8./5.) - DNS -	5.725	13.209	- DNF - - DNS - - DNS -	- DNS -	

CLASS E2/C-1400

1.	28	STEČ Robert Polonia Racing Team	PL 1973	Intech RS 010 E2/C-1400	5.368	13.582	2:38.250 (25./1.) - DNS -	-	13.637	2:38.604 (31./1.) 2:35.279 (21./1.) 2:34.200 (16./1.)	0,000	5:09.479 (21.) 118,651
2.	39	OSLADIL Jan Autosport Osladil	CZ 1944	Národní formule Delta II E2/C-1400	5.665	14.203	2:42.719 (34./2.) - DNS -	-	14.576	2:42.253 (37./2.) 2:41.128 (34./2.) - DNS -	13,902	5:23.381 (35.) 113,550
3.	89	RÝZEK Milan o.z. AC3R Prietrž	SK 1985	Formule Van Diemen E2/C-1400	7.428	18.571	3:13.341 (73./3.) - DNS -	-	-	- DNF - 3:10.792 (78./3.) 3:07.290 (64./2.)	68,603	6:18.082 (78.) 97,122

CLASS E2/C+1400


1.	2	MLEJNEK Aleš SVC Náchod Motorsport	CZ 1967	Opel Lotus E2/C+1400	5.153	12.412	2:17.003 (2./1.) - DNS -	-	12.254	2:14.537 (2./1.) 2:17.784 (2./1.) 2:15.624 (1./1.)	0,000	4:30.161 (2.) 135,919
2.	3	ZMEŠKAL Miloš Zmeškal Motorsport	CZ 1957	Reynard 97D F3000 E2/C+1400	4.780	11.522	2:22.597 (4./2.) - DNS -	-	11.483	2:17.666 (3./2.) 2:18.234 (3./2.) 2:18.260 (2./2.)	5,739	4:35.900 (3.) 133,092
3.	172	MOURAL Karel MK Autosport	CZ 1949	Ralt 036 F3 E2/C+1400	5.699	13.249	2:31.848 (12./3.) - DNS -	-	12.617	2:28.865 (10./3.) 2:25.441 (10./3.) 2:28.542 (9./3.)	23,822	4:53.983 (10.) 124,905

Competition / Weather Information

Qualification					RACE				
	Time	Weather	Temp. (°C)			Time	Weather	Temp. (°C)	
			Air	Road				Air	Road
1st Round	09:16 - 10:35	Semcloudy	22	20	1st Round	10:57 - 12:20	Sunny	24	26
2nd Round	--	Semcloudy	21	21	2nd Round	14:09 - 15:40	Sunny	25	28

Statistics

		Time			Speed (km/h)			Competitors / Nations		
		Min	Max	Avg.	Max	Min	Avg.	in start list	started	with results
Qualification	1st Round	2:15.464	6:25.599	2:55.079	135,534	47,614	104,867	118/3	85/3	84/3
	2nd Round	-	-	-				118/3	0/3	0/0
RACE	1st Round	2:14.148	3:29.200	2:46.504	136,864	87,763	110,268	118/3	89/3	84/3
	2nd Round	2:14.687	3:34.968	2:46.585	136,316	85,408	110,214	118/3	84/3	83/3


Race Director	Sport Marshal IHA	Main Timekeeper
BARTL Miroslav (CZE)	KADLEC Jaroslav (CZE)	 ŠABÍK L'uboš (SVK)

LIQUI MOLY BERG CUP 2010



Pezinská Baba

11. -13. 6. 2010



Jury / Competition Management		Hill Data	
Chief of Competition	GAJDOŠÍK Miroslav (SVK)	Start Altitude	m
Race Director	BARTL Miroslav (CZE)	Finish Altitude	m
Vice chairman	FEKETEOVÁ Tatiana (SVK)	Vertical Drop	m
Sport Marshal IHA	KADLEC Jaroslav (CZE)	Course Length	5100 m
Technical Marshal IHA	BARTL Miroslav (CZE)	Min course Width	7 m
		Count of right-hand bend	
		Count of left-hand bend	
		Hill Record	2007, Andres Vilariño Reynard F3000: 1:56,498



Rank	№	Driver Entrant	PL Bird	Car Class	Qualification			RACE			Diff. Prev. Diff.	TIME Speed (km/h)
					IT 1	IT 2	Time	IT 1	IT 2	Time		
GROUP Fiat 126												
	109	MÁDY Tomáš Perax Racing	SK 1986	Fiat 126p Fiat-126	8.883	-	4:00.041 (82./1.) - DNS -	8.879	23.610	- DNF - - DNS - - DNS -		- DNS -
GROUP S												
1.	38	LATA Damian DMMotors	PL 1979	Mitsubishi Lancer Evo IX S+2000	5.497	-	2:40.017 (30./3.) - DNS -	5.525	13.594	2:35.782 (25./1.) 5.656 - 2:36.045 (25./1.) 5.638 13.712 2:34.336 (17./1.)	0,000	5:10.118 (23.) 118,407
2.	93	ANČÍK František Kovosteel Novítech Sudoměřice	CZ 1976	Chevrolet Corvette S+2000	5.864	13.307	2:37.099 (20./1.) - DNS -	6.108	13.799	- 13.710 2:36.390 (29./2.) 2:38.100 (29./2.) 5.900 13.518 2:36.724 (24./2.)	2,996	5:13.114 (29.) 117,274
3.	440	KORASZEWSKI Jacek Koraszewski Auto Sport	PL 1982	Audi RS4 S+2000	5.776	-	2:38.848 (27./2.) - DNS -	5.643	13.733	2:38.158 (30./3.) 5.710 13.876 2:38.768 (31./3.) 5.846 14.055 2:39.769 (26./3.)	6,808	5:16.926 (30.) 115,863
4.	321	JÁNOŠÍK Vladimír Rodex Car Racing Team	SK 1977	Seat Leon Cupra S+2000	6.656	-	2:41.437 (32./4.) - DNS -	6.301	14.707	2:39.908 (32./4.) 6.346 14.761 2:40.031 (32./4.) 6.350 14.778 2:42.242 (30./4.)	9,821	5:19.939 (32.) 114,772
5.	48	OBLUDEK Zbigniew Mielec	PL 1975	Mitsubishi Lancer Evo VIII S+2000	5.730	-	2:49.137 (42./5.) - DNS -	5.651	14.019	2:46.449 (44./5.) 5.615 13.998 2:45.865 (42./5.) - DNS -	22,196	5:32.314 (43.) 110,498
6.	173	CSÓKA Kristián MaxMotorsport	SK 1985	VW Golf II GTi S+2000	6.609	-	2:54.481 (50./6.) - DNS -	6.974	16.280	2:53.149 (52./6.) 6.647 15.966 2:53.017 (52./6.) 6.871 16.294 2:52.563 (43./5.)	35,462	5:45.580 (52.) 106,256
7.	211	WINTER Jaroslav Hořice	CZ 1959	Honda Civic Type R S-2000	6.811	-	2:56.931 (57./3.) - DNS -	6.795	16.466	2:54.052 (54./1.) 6.870 16.478 2:55.497 (57./2.) 6.711 16.785 2:53.524 (46./2.)	37,458	5:47.576 (54.) 105,646

Rank	№	Driver Entrant	PL Bird	Car Class	Qualification			RACE			Diff. Prev. Diff.	TIME Speed (km/h)
					IT 1	IT 2	Time	IT 1	IT 2	Time		
8.	593	ANČÍK František Kovosteel Novitech Sudoměřice	CZ 1976	BMW 120d S-2000	7.525 -	- -	2:55.121 (53./1.) - DNS -	7.332 7.155 7.097	17.906 17.715 17.458	2:56.953 (61./3.) 2:55.060 (55./1.) 2:52.983 (44./1.)	37,925 0,467	5:48.043 (55.) 105,504
9.	150	ŠMAK Miroslav MŠ Motorsport Kyjov	CZ 1960	VW Golf TDi S-2000	6.785 -	- -	2:56.799 (55./2.) - DNS -	6.871 6.807 6.710	16.392 16.315 16.226	2:55.474 (58./2.) 2:55.864 (59./3.) 2:54.624 (49./3.)	39,980 2,055	5:50.098 (57.) 104,885
10.	338	MACHÁČEK Petr Lancia-D Team	CZ 1962	Lancia Delta S+2000	6.952 -	- -	2:56.923 (56./7.) - DNS -	6.915 7.258 6.746	16.000 16.450 15.705	-DNF- 3:00.278 (65./7.) 2:59.007 (56./6.)	49,167 9,187	5:59.285 (66.) 102,203
11.	76	CZARNY Rafał Autopol Opole Racing Team	PL 1975	Suzuki Swift GTi S-2000	7.364 -	- -	3:08.175 (71./4.) - DNS -	7.155 7.106 7.332	17.663 18.053 17.933	3:06.675 (74./4.) 3:08.699 (77./5.) 3:07.763 (65./4.)	64,320 15,153	6:14.438 (75.) 98,067
12.	711	VÍZNER Peter Lubietova	SK 1976	Ford Escort RS S-2000	7.121 -	- -	3:15.870 (75./5.) - DNS -	7.055 7.000 7.059	17.377 17.183 17.481	3:08.892 (78./5.) 3:08.596 (76./4.) 3:09.692 (67./5.)	67,370 3,050	6:17.488 (77.) 97,275
	350	PRZEWLOCKI Stanisław Mierzecice	PL 1982	Ford Mustang S+2000	- -	- -	- DNS - - DNS -	- -	- -	- DNS - - DNS - -DNS-		- DNS -

GROUP S1

1.	65	ŠUBERT Drahošlav MS Racing Náměšť	CZ 1972	Mitsubishi Lancer Evo IX S1+2000	5.992 -	- -	2:31.608 (11./2.) - DNS -	5.076 5.093 5.228	12.389 12.340 12.608	2:24.384 (9./1.) 2:23.904 (9./1.) 2:24.624 (8./1.)	0,000	4:48.288 (9.) 127,373
2.	1	RYBNÍČEK Marek Liqui Moly Komvet Racing Team	CZ 1980	Mitsubishi Lancer Evo X S1+2000	5.331 -	- -	2:37.162 (21./4.) - DNS -	5.217 5.253 -	12.776 12.737 -	2:28.886 (11./2.) 2:28.367 (11./2.) -DNS-	8,965 8,965	4:57.253 (11.) 123,531
3.	910	FUČÍK Aleš Klub Racing Team Znojmo IV	CZ 1973	Mitsubishi Lancer Evo VIII S1+2000	5.320 -	- -	2:30.344 (10./1.) - DNS -	5.526 5.271 5.395	13.050 12.749 12.774	2:30.121 (12./3.) 2:29.044 (12./3.) 2:29.922 (10./2.)	10,678 1,713	4:58.966 (12.) 122,823
4.	123	LALIK Vladimír Paddock Pezinok	SK 1971	Mitsubishi Lancer Evo S1+2000	5.636 -	- -	2:37.197 (22./5.) - DNS -	5.568 5.564 5.612	13.523 13.563 13.667	2:30.925 (13./4.) 2:30.103 (13./4.) 2:30.776 (12./4.)	12,591 1,913	5:00.879 (13.) 122,042
5.	888	VAHANČÍK Peter Badabing	SK 1985	Mitsubishi Lancer Evo VIII S1+2000	5.703 -	- -	2:34.679 (15./3.) - DNS -	5.776 5.546 5.559	13.649 13.425 13.605	2:31.597 (14./5.) 2:31.331 (15./6.) 2:30.181 (11./3.)	13,224 0,633	5:01.512 (14.) 121,786
6.	919	LŐRINCÍK Matúš Paddock Pezinok	SK 1976	Mitsubishi Lancer Evo VIII S1+2000	5.754 -	- -	2:38.018 (24./6.) - DNS -	5.484 5.684 5.379	13.280 13.528 13.225	2:31.847 (15./6.) 2:31.220 (14./5.) 2:31.918 (13./5.)	14,779 1,555	5:03.067 (15.) 121,161
7.	422	DOSEĎĚL Dušan DK-Mont	CZ 1972	Subaru Impreza STi N14 S1+2000	5.530 -	- -	2:44.800 (36./7.) - DNS -	5.328 5.426 5.314	12.939 13.053 12.931	2:35.848 (27./7.) 2:33.878 (18./7.) 2:32.989 (14./6.)	18,579 3,800	5:06.867 (18.) 119,661
8.	18	SATEK Jakub Network24 Racing	CZ 1984	Honda Civic Type R S1-2000	- -	- -	- DNF - - DNS -	6.720 6.442 6.365	15.476 15.308 15.036	2:36.337 (28./1.) 2:37.010 (28./1.) 2:36.172 (21./1.)	24,221 5,642	5:12.509 (28.) 117,501
9.	187	HORÁK Tomáš Bratislava	SK 1976	Honda Civic Type R S1-2000	6.437 -	- -	2:45.207 (37./1.) - DNS -	6.234 6.269 6.221	14.629 14.623 14.545	2:40.256 (34./2.) 2:41.175 (35./2.) 2:40.222 (27./2.)	32,190 7,969	5:20.478 (33.) 114,579
10.	169	ČEPIČKA Vlastimil Lipina	CZ 1962	Mitsubishi Lancer Evo X S1+2000	5.952 -	- -	2:46.555 (38./8.) - DNS -	5.568 5.722 5.646	13.581 13.801 13.608	2:42.382 (38./8.) 2:40.208 (33./8.) 2:40.742 (29./7.)	32,662 0,472	5:20.950 (34.) 114,410
11.	208	ZIMÁK Martin SVC Náchod Motorsport	CZ 1989	Citroen Saxo VTS S1-1600	- -	- -	- DNS - - DNS -	6.313 6.931 -	15.458 16.203 -	2:42.869 (39./1.) 2:41.566 (36./1.) -DNS-	36,147 3,485	5:24.435 (38.) 113,181
12.	316	GÁBORIK Ladislav Gaborik Racing Team	SK 1981	Honda Civic S1-1600	7.151 -	- -	2:52.356 (47./2.) - DNS -	6.532 6.576 6.432	15.824 15.839 15.664	2:44.776 (41./2.) 2:44.601 (41./2.) 2:45.199 (34./1.)	41,089 4,942	5:29.377 (41.) 111,483
13.	404	HANUŠ Vladimír VH WRC	SK 1976	Subaru Impreza STi S1+2000	5.996 -	- -	2:47.109 (40./10.) - DNS -	5.887 5.840 6.042	14.534 14.504 15.088	2:46.400 (43./9.) 2:47.957 (48./9.) 2:45.653 (35./8.)	43,765 2,676	5:32.053 (42.) 110,585
14.	49	PIEKARZ Antonín Auto Tony Motorsport	CZ 1957	Citroen C2 S1-1600	7.020 -	- -	2:50.329 (45./1.) - DNS -	6.942 6.849 6.819	16.877 16.736 16.550	2:47.659 (47./3.) 2:46.984 (43./3.) 2:45.984 (37./2.)	44,680 0,915	5:32.968 (44.) 110,281
15.	661	OKÁLI Vladimír Decam	SK 1955	Renault Clio RS S1-2000	6.621 -	- -	2:54.536 (51./4.) - DNS -	6.731 6.795 6.590	16.313 16.372 16.081	2:47.237 (45./3.) 2:47.531 (45./3.) 2:46.939 (38./3.)	45,888 1,208	5:34.176 (45.) 109,882
16.	565	MITÁNEK Petr DKP Racing	CZ 1979	Opel Astra GSi S1-2000	6.801 -	- -	2:50.606 (46./2.) - DNS -	6.665 6.788 6.704	15.958 16.150 15.974	2:47.297 (46./4.) 2:47.576 (46./4.) 2:47.691 (40./4.)	46,585 0,697	5:34.873 (47.) 109,654
17.	66	KASZYNSKI Jarosław Prosound Koraszewski Autosport	PL 1972	BMW M3 S1-2000	6.816 -	- -	2:58.257 (58./6.) - DNS -	6.816 6.713 6.725	16.381 16.324 16.319	2:49.993 (50./5.) 2:50.836 (49./5.) 2:53.866 (48./6.)	52,541 5,956	5:40.829 (49.) 107,737
18.	64	LIPÁR Marcel Fira Team	CZ 1965	Renault Clio Sport S1-2000	6.673 -	16.574 -	2:53.523 (49./3.) - DNS -	- 6.725 -	16.845 16.555 -	2:53.440 (53./6.) 2:53.938 (53./6.) -DNS-	59,090 6,549	5:47.378 (53.) 105,706
19.	464	FIRTL Radim jr. Fira Team	CZ 1992	Renault Clio Sport S1-2000	6.749 -	- -	2:55.006 (52./5.) - DNS -	6.684 6.778 6.853	16.660 16.645 16.993	2:55.345 (57./7.) 2:54.663 (54./7.) 2:53.646 (47./5.)	60,021 0,931	5:48.309 (56.) 105,424
20.	266	JANÍK Lukáš BP Autosport Bruntál	CZ 1992	Renault Clio Sport S1-2000	6.706 -	- -	3:00.268 (61./8.) - DNS -	6.732 6.565 6.576	16.200 15.989 16.027	2:56.331 (60./8.) 2:55.495 (56./8.) 2:57.093 (54./8.)	63,538 3,517	5:51.826 (60.) 104,370
21.	622	FILLOVÁ Katarína Silard Racing Team	SK 1984	BMW 320i S1-2000	7.496 -	- -	2:58.929 (59./7.) - DNS -	7.161 7.080 7.117	17.706 17.561 17.609	2:57.693 (62./9.) 2:56.947 (61./9.) 2:56.593 (52./7.)	65,252 1,714	5:53.540 (61.) 103,864

Rank	№	Driver Entrant	PL Bird	Car Class	Qualification			RACE			Diff. Prev. Diff.	TIME Speed (km/h)
					IT 1	IT 2	Time	IT 1	IT 2	Time		
22.	175	BONA Marian CarPoint	SK 1977	Suzuki Ignis S1-1600	6.994	-	3:07.334 (70./3.)	6.777 16.895	2:58.915 (64./4.)	67,262	5:55.550 (62.) 103,277	
					-	-	- DNS -	6.731 16.890	3:01.866 (69./4.)	2,010		
					-	-	- DNS -	6.892 16.952	2:56.635 (53./3.)			
23.	423	GLAC Tomáš Burestre Sport	CZ 1993	Ford Fiesta ST S1-2000	7.246	-	3:02.305 (63./9.)	7.068 17.283	3:01.818 (69./10.)	74,826	6:03.114 (69.) 101,125	
					-	-	- DNS -	6.986 16.968	3:01.296 (66./10.)	7,564		
					-	-	- DNS -	7.191 17.581	3:02.428 (69./9.)			
24.	623	GLAC Stanislav Burestre Sport	CZ 1962	Ford Fiesta ST S1-2000	7.214	17.525	3:05.996 (68./10.)	7.290 17.586	3:06.680 (75./11.)	84,410	6:12.698 (74.) 98,525	
					-	-	- DNS -	7.246 17.497	3:06.392 (74./11.)	9,584		
					-	-	- DNS -	7.144 17.776	3:06.306 (63./10.)			
25.	168	KULDOVÁ Zdenka HZ Autosport	CZ 1960	Lada Samara S1-1600	7.873	-	3:34.494 (81./5.)	7.726 19.861	3:29.200 (84./6.)	128,725	6:57.013 (83.) 88,055	
					-	-	- DNS -	7.925 20.130	3:34.968 (83./5.)	44,315		
					-	-	- DNS -	7.880 20.146	3:27.813 (72./4.)			
	37	MATĚJKA Miroslav AMK Laudon L.A.	CZ 1971	Lancia Delta Integrale S1+2000	6.474	-	3:05.214 (66./11.)	6.438 16.393	3:01.646 (68./11.)		- DNS -	
					-	-	- DNS -	-	- DNS -			
					-	-	- DNS -	-	- DNS -			
	206	SIKHART Roland Car Zone Racing Team	SK 1976	Suzuki Ignis S1-1600	9.282	-	3:21.699 (78./4.)	7.194 17.967	3:08.795 (77./5.)		- DNS -	
					-	-	- DNS -	-	- DNS -			
					-	-	- DNS -	-	- DNS -			
	868	POVAZAN Peter Car Zone Racing Team	SK 1971	Subaru Impreza S1+2000	6.541	-	2:46.671 (39./9.)	6.577 15.438	2:48.498 (49./10.)		- DNS -	
					-	-	- DNS -	-	- DNS -			
					-	-	- DNS -	-	- DNS -			
	75	FRANĚK Jan MS Racing Náměšť	CZ 1983	Subaru Impreza WRX STi S1+2000	-	-	- DNS -	-	- DNS -		- DNS -	
					-	-	- DNS -	-	- DNS -			
					-	-	- DNS -	-	- DNS -			
	152	ĀZSÓTH Ladislav Car Zone Racing Team	CZ 1959	Citroen Saxo VTS S1-1600	-	-	- DNS -	-	- DNS -		- DNS -	
					-	-	- DNS -	-	- DNS -			
					-	-	- DNS -	-	- DNS -			

GROUP S2

1.	34	KOGUT Krzysztof Plasmet Racing	PL 1975	Smart Fortwo S2	7.737	-	3:20.781 (77./1.)	7.039 17.300	3:44.796 (82./1.)	0,000	6:23.153 (79.) 95,836
					-	-	- DNS -	7.001 17.142	3:11.517 (79./1.)		
					-	-	- DNS -	6.849 17.077	3:11.636 (68./1.)		

GROUP HA1

1.	212	JELÍNEK Libor Auto Jelínek	CZ 1949	BMW 3.5 CSLi HA1+1300	6.365	-	2:49.264 (43./2.)	6.247 14.552	2:44.505 (40./1.)	0,000	5:28.952 (39.) 111,627
					-	-	- DNS -	6.376 14.906	2:44.447 (39./1.)		
					-	-	- DNS -	6.309 14.996	2:45.928 (36./1.)		
2.	692	TOMEČEK Lukáš DKP Racing	CZ 1985	VW Golf I HA1+1300	6.435	-	2:47.752 (41./1.)	6.390 15.290	- DNF -	6,683	5:35.635 (48.) 109,405
					-	-	- DNS -	6.349 15.282	2:47.644 (47./2.)	6,683	
					-	-	- DNS -	6.414 15.354	2:47.991 (41./2.)		
3.	62	NIŽNANSKÝ Miroslav NiM Pneusevis Racing Team	SK 1962	Fiat X1/9 Bertone HA1+1300	6.838	-	3:21.839 (79./3.)	6.582 17.113	3:11.431 (79./2.)	46,441	6:15.393 (76.) 97,817
					-	-	- DNS -	6.663 17.219	3:06.740 (75./3.)	39,758	
					-	-	- DNS -	6.680 17.211	3:08.653 (66./3.)		
4.	397	ONDREJKA Ján JOSK Racing Team	SK 1953	Škoda 200 RS HA1+1300	7.636	-	3:26.006 (80./4.)	6.901 17.650	3:12.318 (80./3.)	55,709	6:24.661 (80.) 95,461
					-	-	- DNS -	7.041 17.748	3:12.343 (80./4.)	9,268	
					-	-	- DNS -	7.406 18.286	3:12.725 (69./4.)		

GROUP HA2

1.	225	STEC Irena Polonia Racing Team	PL 1983	Promot Easter 86 HA2	6.585	-	3:15.624 (74./1.)	6.610 16.702	3:01.579 (67./1.)	0,000	5:57.626 (64.) 102,677
					-	-	- DNS -	7.347 17.786	2:58.564 (62./1.)		
					-	-	- DNS -	6.381 16.174	2:59.062 (57./1.)		
2.	40	OSLADIL Jan jr. Autosport Osladil	CZ 1968	Formule Škoda MTX 1-01 HA2	-	-	- DNS -	6.764 16.918	3:04.368 (71./2.)	8,525	6:06.151 (70.) 100,286
					-	-	- DNS -	6.597	3:01.783 (68./2.)	8,525	
					-	-	- DNS -	-	- DNS -		

GROUP E1


1.	7	KOMÁREK David Liqui Moly Komvet Racing Team	CZ 1975	Mitsubishi Colt Evo 550+ E1+2000	4.600	11.000	2:15.464 (1./1.)	4.484 10.989	2:14.148 (1./1.)	0,000	4:28.835 (1.) 136,589	
					-	-	- DNS -	4.610 10.994	2:14.687 (1./1.)			
					-	-	- DNS -	-	- DNS -			
2.	72	VITVER Vladimír SVC Náchod Motorsport	CZ 1968	Lotus WR-9/2 E1-2000	5.479	12.852	2:23.333 (5./1.)	5.166 12.492	2:19.010 (4./1.)	8,612	4:37.447 (4.) 132,350	
					-	-	- DNS -	5.190	2:20.235 (5./1.)	8,612		
					-	-	- DNS -	5.248 12.600	2:18.437 (4./1.)			
3.	10	ULMAN Pavel Z.R.T. Motorsport Ulman	CZ 1968	BMW M3 E36 E1+2000	5.524	12.541	2:20.737 (3./2.)	5.383 12.246	2:19.219 (5./2.)	8,757	4:37.592 (5.) 132,280	
					-	-	- DNS -	5.306 12.209	2:21.396 (6./3.)	0,145		
					-	-	- DNS -	5.274 12.113	2:18.373 (3./1.)			
4.	11	ŠPALEK Jiří Liqui Moly Komvet Racing Team	CZ 1972	Mitsubishi Lancer WRC 05 E1+2000	4.786	11.510	2:23.388 (6./3.)	-	11.609	2:19.920 (6./3.)	10,410	4:39.245 (6.) 131,497
					-	-	- DNS -	4.785 11.483	2:19.325 (4./2.)	1,653		
					-	-	- DNS -	4.822 11.478	2:20.580 (5./2.)			
5.	388	ERDÉLYI Tomáš Šenkýř Motorsport	SK 1974	BMW M3 E36 GTR E1+2000	5.926	13.728	2:27.298 (9./6.)	-	13.433	2:22.495 (7./4.)	16,717	4:45.552 (7.) 128,593
					-	-	- DNS -	5.791	2:23.057 (7./4.)	6,307		
					-	-	- DNS -	5.846 13.619	2:23.641 (7./4.)			
6.	922	ZEMAN Martin Liqui Moly Komvet Racing Team	CZ 1974	Mitsubishi Lancer Evo VI E1+2000	5.089	12.286	2:24.597 (7./4.)	-	12.386	2:23.389 (8./5.)	16,722	4:45.557 (8.) 128,591
					-	-	- DNS -	5.187 12.461	2:23.797 (8./5.)	0,005		
					-	-	- DNS -	5.080 12.290	2:22.168 (6./3.)			
7.	22	BEK Tomáš Hronov	CZ 1968	Renault Clio Sport E1-2000	6.202	14.695	2:37.055 (19./3.)	5.978 14.290	2:32.670 (16./2.)	36,899	5:05.734 (16.) 120,104	
					-	-	- DNS -	5.929 14.197	2:33.064 (16./2.)	20,177		
					-	-	- DNS -	6.284 14.679	2:37.443 (25./2.)			
8.	858	ČIKOR Radomir Max Motorsport - Motorcity	SK 1971	Mitsubishi Lancer Evolution E1+2000	5.300	-	2:37.472 (23./9.)	5.151 12.523	2:33.176 (17./6.)	37,846	5:06.681 (17.) 119,734	
					-	-	- DNS -	5.145 12.503	2:33.505 (17./6.)	0,947		
					-	-	- DNS -	5.290 12.593	2:34.445 (18./6.)			
9.	190	DOHNÁLEK Josef jr. Kovosteel Novítech Sudoměřice	CZ 1986	Citroen Saxo VTS E1-1600	6.197	14.650	2:35.366 (17./1.)	6.115 14.575	2:33.288 (18./1.)	38,281	5:07.116 (19.) 119,564	
					-	-	- DNS -	6.831 15.379	2:35.830 (23./2.)	0,435		
					-	-	- DNS -	6.203 14.681	2:33.828 (15./1.)			

Rank	№	Driver Entrant	PL Bird	Car Class	Qualification			RACE			Diff. Prev. Diff.	TIME Speed (km/h)
					IT 1	IT 2	Time	IT 1	IT 2	Time		
10.	217	STANĚK Vojtěch Liqui Moly Komvet Racing Team	CZ 1974	Peugeot 106 E1-1600	6.182	14.612	2:38.630 (26./2.) - DNS -	6.120	14.466	2:34.807 (20./2.) 6.180 14.514 2:34.597 (19./1.) 6.220 14.586 2:35.682 (19./2.)	40,569 2,288	5:09.404 (20.) 118,680
11.	15	ZIOLKO Karol Ziolko Racing	PL 1978	Mitsubishi Lancer Evo VIII E1+2000	5.821	14.445	2:35.225 (16./8.) - DNS -	-	14.401	2:34.834 (21./7.) 5.747 14.353 2:35.093 (20./7.) 5.836 14.550 2:36.798 (20./6.)	41,092 0,523	5:09.927 (22.) 118,480
12.	305	TRNKA Jakub Kovosteel Novitech Sudoměřice	CZ 1982	Suzuki Swift GTi E1-1400	6.235	14.569	2:35.923 (18./1.) - DNS -	6.260	14.622	2:35.545 (24./1.) 6.256 14.666 2:35.351 (22./1.) - DNS -	42,061 0,969	5:10.896 (24.) 118,110
13.	709	JUHÁS Martin Paddock Pezinok	SK 1980	BMW M3 E36 E1+2000	6.022	14.149	2:34.295 (14./7.) - DNS -	-	14.084	2:35.103 (22./8.) 5.830 13.933 2:36.509 (27./8.) 6.002 14.074 2:36.454 (23./7.)	42,722 0,661	5:11.557 (25.) 117,860
14.	87	ŠTILEC Roman RRT s.r.o.	CZ 1978	Honda Civic VTI E1-1600	6.259	15.138	2:39.122 (28./3.) - DNS -	6.130	14.925	2:35.834 (26./3.) 6.125 14.941 2:35.903 (24./3.) 6.134 14.960 2:36.299 (22./3.)	42,902 0,180	5:11.737 (26.) 117,792
15.	99	FIRTL Stanislav jr. Berg-Trophy Team	CZ 1991	Škoda Octavia TDi E1-2000	6.314	14.911	2:39.968 (29./4.) - DNS -	6.073	14.581	2:35.491 (23./4.) 6.134 14.858 2:36.252 (26./3.) 7.010 15.866 2:40.314 (28./3.)	42,908 0,006	5:11.743 (27.) 117,789
16.	717	ČAMBAL Mojmír Car Zone Racing Team	SK 1972	Citroen Saxo VTS E1-1600	6.327	14.808	2:40.753 (31./4.) - DNS -	6.285	14.736	2:40.080 (33./4.) 6.176 14.547 2:38.407 (30./4.) 6.164 14.486 2:55.328 (50./4.)	49,652 6,744	5:18.487 (31.) 115,295
17.	63	BOHUŠ Ján Nové Mesto nad Váhom	SK 1983	Škoda 100 E1+2000	6.209	-	2:42.514 (33./10.) - DNS -	-	14.617	2:40.759 (35./9.) 6.138 14.602 2:44.558 (40./9.) 6.137 14.760 2:43.027 (31./8.)	54,951 5,299	5:23.786 (36.) 113,408
18.	189	VEREŠ Alexander SVT Racing	SK 1980	Suzuki Swift GTi E1-1400	6.510	15.484	2:42.754 (35./2.) - DNS -	6.396	15.348	2:41.976 (36./2.) 6.448 15.446 2:41.905 (37./2.) 6.559 15.518 2:43.027 (31./1.)	55,046 0,095	5:23.881 (37.) 113,375
19.	184	ŽÁK Josef AK Konice	CZ 1953	Škoda 100 E1-1400	6.127	15.297	2:50.123 (44./3.) - DNS -	6.093	15.256	2:45.473 (42./3.) 6.244 - 2:44.397 (38./3.) 6.051 15.183 2:44.870 (33./2.)	60,432 5,386	5:29.267 (40.) 111,520
20.	112	DUDEK Grzegorz Kobylice	PL 1972	VW Golf I E1-2000	-	-	- DNS - - DNS -	6.593	15.508	2:47.937 (48./5.) 6.602 15.482 2:47.163 (44./4.) 6.622 15.452 2:47.125 (39./4.)	65,453 5,021	5:34.288 (46.) 109,845
21.	59	LISÁL Radovan MTZ Racing Team	SK 1971	Peugeot 205 GTi E1-2000	6.965	16.138	2:53.175 (48./5.) - DNS -	6.967	16.153	2:50.931 (51./6.) 6.841 - 2:52.086 (51./5.) 6.753 15.887 2:53.073 (45./5.)	74,182 8,729	5:43.017 (50.) 107,050
22.	243	KOTEK Pavel PK Tuning	CZ 1974	BMW 325 Coupe E1+2000	6.735	16.417	3:00.111 (60./11.) - DNS -	-	16.268	2:54.972 (56./10.) 6.670 16.183 2:51.904 (50./10.) 6.582 16.026 2:51.193 (42./9.)	74,262 0,080	5:43.097 (51.) 107,025
23.	695	GRNÁČ Ján Hobby	SK 1955	Škoda Felicia E1-1150	6.833	17.396	3:06.655 (69./1.) - DNS -	6.444	16.566	2:54.754 (55./1.) 6.582 16.566 2:56.470 (60./1.) 6.528 16.468 DNF	82,389 8,127	5:51.224 (58.) 104,549
24.	24	ORŠULA Ján Oršula Motorsport	SK 1977	Škoda 130 RS Evo I E1-1400	7.005	17.873	2:55.893 (54./4.) - DNS -	7.117	17.634	2:56.074 (59./4.) 7.043 33.500 2:55.734 (58./4.) 6.956 - 2:55.890 (51./3.)	82,789 0,400	5:51.624 (59.) 104,430
25.	256	POKORNÝ Milan Hillclimb Racing Team	SK 1994	Škoda Fabia E1-1400	7.103	17.867	3:01.008 (62./5.) - DNS -	7.063	17.827	2:59.037 (65./5.) 7.105 17.944 2:59.171 (63./5.) 7.097 17.834 2:57.843 (55./4.)	88,045 5,256	5:56.880 (63.) 102,892
26.	122	CICÁK Viliam Boan Pezinok	SK 1955	Citroen Saxo VTS E1-1600	6.454	-	3:03.120 (64./5.) - DNS -	6.225	15.546	2:58.396 (63./5.) 6.361 15.756 2:59.623 (64./5.) - DNS -	89,184 1,139	5:58.019 (65.) 102,564
27.	74	STANIAK Marcin Autoelektronika Balicka Sport	PL 1978	BMW 318 iS E1-2000	7.024	17.492	6:15.525 (83./7.) - DNS -	7.121	17.627	3:02.620 (70./7.) 6.815 17.135 3:01.303 (67./6.) 6.940 17.314 2:59.954 (58./6.)	92,422 3,238	6:01.257 (67.) 101,645
28.	78	CZARNY Bogumil Autopol Reacing Team	PL 1978	Suzuki Swift E1-1400	7.155	17.390	3:05.768 (67./7.) - DNS -	7.129	17.377	3:00.944 (66./6.) 7.124 17.336 3:01.942 (70./6.) 7.031 17.215 3:02.250 (60./5.)	94,051 1,629	6:02.886 (68.) 101,189
29.	538	PRÉTYI Peter AMA Racing Modra	SK 1980	Škoda 100 GTi E1-1400	6.980	17.487	3:03.991 (65./6.) - DNS -	6.743	17.239	3:04.695 (73./7.) 6.735 17.621 3:04.633 (71./7.) 6.826 17.312 3:05.892 (62./6.)	100,493 6,442	6:09.328 (71.) 99,424
30.	246	LASTOVKA Milan Paddock Pezinok	SK 1977	Kia Ceed E1-1600	-	-	- DNS - - DNS -	7.335	17.882	3:08.312 (76./6.) 7.376 17.978 3:05.741 (72./6.) 7.515 18.009 3:04.477 (61./5.)	101,383 0,890	6:10.218 (72.) 99,185
31.	70	MÁČIK Marian MTZ Racing Team	SK 1970	Fiat Cinquecento Sporting E1-1150	7.185	-	3:08.461 (72./2.) - DNS -	7.068	17.530	3:04.469 (72./2.) 7.140 17.715 3:05.777 (73./2.) - DNS -	101,411 0,028	6:10.246 (73.) 99,177
32.	905	DUDEKOVÁ Drahomíra Paddock Pezinok	SK 1980	Kia Ceed E1-2000	7.214	17.901	3:16.581 (76./6.) - DNS -	7.404	17.870	3:14.550 (81./8.) 7.193 17.459 3:14.566 (81./7.) 7.255 17.878 3:14.097 (71./7.)	119,812 18,401	6:28.647 (81.) 94,482
33.	336	ZELENÝ Milan Historic Racing Club Jihlava	CZ 1984	Škoda 120 MkII E1-1400	7.495	19.138	6:25.599 (84./8.) - DNS -	7.445	18.958	3:16.901 (83./8.) 7.640 19.209 3:16.214 (82./8.) 7.434 18.935 3:13.378 (70./7.)	120,757 0,945	6:29.592 (82.) 94,252
	129	BOHÁČ Milan Liqui Moly Komvet Racing Team	CZ 1957	Renault Clio Sport E1-2000	6.028	14.177	2:33.702 (13./2.) - DNS -	6.042	14.070	2:34.508 (19./3.) 6.009 14.061 - DNF - - DNS -	-	- DNS -
	716	SEDLÁČEK Jiří Sedláček Motorsport	CZ 1968	BMW M3 E36 SŠ 10 E1+2000	5.566	13.006	2:24.937 (8./5.) - DNS -	5.725	13.209	- DNF - - DNS - - DNS -	-	- DNS -
GROUP E2/C												
1.	2	MLEJNEK Aleš SVC Náchod Motorsport	CZ 1967	Opel Lotus E2/C+1400	5.153	12.412	2:17.003 (2./1.) - DNS -	-	12.254	2:14.537 (2./1.) 4.962 12.092 2:17.784 (2./1.) 5.133 12.435 2:15.624 (1./1.)	0,000	4:30.161 (2.) 135,919

Rank	№	Driver Entrant	PL Bird	Car Class	Qualification			RACE			Diff. Prev. Diff.	TIME Speed (km/h)
					IT 1	IT 2	Time	IT 1	IT 2	Time		
2.	3	ZMEŠKAL Miloš Zmeškal Motorsport	CZ 1957	Reynard 97D F3000 E2/C+1400	4.780	11.522	2:22.597 (4./2.) - DNS -	-	11.483	2:17.666 (3./2.) 4.705 11.423 2:18.234 (3./2.) 4.808 11.504 2:18.260 (2./2.)	5,739 5,739	4:35.900 (3.) 133,092
3.	172	MOURAL Karel MK Autosport	CZ 1949	Ralt 036 F3 E2/C+1400	5.699	13.249	2:31.848 (12./3.) - DNS -	-	12.617	2:28.865 (10./3.) 5.137 12.480 2:25.441 (10./3.) 5.391 12.981 2:28.542 (9./3.)	23,822 18,083	4:53.983 (10.) 124,905
4.	28	STEC Robert Polonia Racing Team	PL 1973	Intech RS 010 E2/C-1400	5.368	13.582	2:38.250 (25./1.) - DNS -	-	13.637	2:38.604 (31./1.) 5.509 13.991 2:35.279 (21./1.) 5.412 13.986 2:34.200 (16./1.)	39,318 15,496	5:09.479 (21.) 118,651
5.	39	OSLADIL Jan Autosport Osladil	CZ 1944	Národní formule Delta II E2/C-1400	5.665	14.203	2:42.719 (34./2.) - DNS -	-	14.576	2:42.253 (37./2.) 5.636 14.147 2:41.128 (34./2.) 7.084 18.067 -DNS-	53,220 13,902	5:23.381 (35.) 113,550
6.	89	RÝZEK Milan o.z. AC3R Prietř	SK 1985	Formule Van Diemen E2/C-1400	7.428	18.571	3:13.341 (73./3.) - DNS -	-	-	-DNF- 7.467 18.695 3:10.792 (78./3.) 7.084 18.067 3:07.290 (64./2.)	107,921 54,701	6:18.082 (78.) 97,122

Competition / Weather Information									
Qualification					RACE				
	Time	Weather	Temp. (°C)			Time	Weather	Temp. (°C)	
			Air	Road				Air	Road
1st Round	09:16 - 10:35	Semicyludy	22	20	1st Round	10:57 - 12:20	Sunny	24	26
2nd Round	--	Semicyludy	21	21	2nd Round	14:09 - 15:40	Sunny	25	28

Statistics										
		Time			Speed (km/h)			Competitors / Nations		
		Min	Max	Avg.	Max	Min	Avg.	in start list	started	with results
Qualification	1st Round	2:15.464	6:25.599	2:55.079	135,534	47,614	104,867	118/3	85/3	84/3
	2nd Round	-	-	-				118/3	0/3	0/0
RACE	1st Round	2:14.148	3:29.200	2:46.504	136,864	87,763	110,268	118/3	89/3	84/3
	2nd Round	2:14.687	3:34.968	2:46.585	136,316	85,408	110,214	118/3	84/3	83/3


Race Director	Sport Marshal IHA	Main Timekeeper
BARTL Miroslav (CZE)	KADLEC Jaroslav (CZE)	 ŠABÍK L'uboš (SVK)

LIQUI MOLY BERG CUP 2010



Pezinská Baba

11. -13. 6. 2010



Jury / Competition Management		Hill Data	
Chief of Competition	GAJDOŠÍK Miroslav (SVK)	Start Altitude	m
Race Director	BARTL Miroslav (CZE)	Finish Altitude	m
Vice chairman	FEKETEOVÁ Tatiana (SVK)	Vertical Drop	m
Sport Marshal IHA	KADLEC Jaroslav (CZE)	Course Length	5100 m
Technical Marshal IHA	BARTL Miroslav (CZE)	Min course Width	7 m
		Count of right-hand bend	
		Count of left-hand bend	
		Hill Record	2007, Andres Vilariño Reynard F3000: 1:56,498




Rank	№	Driver Entrant	CZ Bird	Car Class	Qualification			RACE			Diff. Prev. Diff.	TIME Speed (km/h)
					IT 1	IT 2	Time	IT 1	IT 2	Time		
1.	622	FILLOVÁ Katarína Silard Racing Team	SK 1984	BMW 320i S1-2000	7.496	-	2:58.929 (59./7.)	7.161	17.706	2:57.693 (62./9.)	0,000	5:53.540 (9.) 103,864
2.	225	STEĆ Irena Polonia Racing Team	PL 1983	Promot Easter 86 HA2	6.585	-	3:15.624 (74./1.)	6.610	16.702	3:04.579 (67./1.)	4,086	5:57.626 (1.) 102,677
3.	905	DUDEKOVÁ Drahomíra Paddock Pezínok	SK 1980	Kia Ceed E1-2000	7.214	17.901	3:16.581 (76./6.)	7.404	17.870	3:14.550 (81./8.)	35,107	6:28.647 (7.) 94,482
4.	168	KULDOVÁ Zdenka HZ Autosport	CZ 1960	Lada Samara S1-1600	7.873	-	3:34.494 (81./5.)	7.726	19.861	3:29.200 (84./6.)	63,473	6:57.013 (5.) 88,055
								7.925	20.130	3:34.968 (83./5.)	28,366	
								7.880	20.146	3:27.813 (72./4.)		

Rank	№	Driver Entrant	CZ Bird	Car Class	Qualification			RACE			Diff. Prev. Diff.	TIME Speed (km/h)
					IT 1	IT 2	Time	IT 1	IT 2	Time		

Competition / Weather Information									
Qualification					RACE				
	Time	Weather	Temp. (°C)			Time	Weather	Temp. (°C)	
			Air	Road				Air	Road
1st Round	09:16 - 10:35	Semicyoudy	22	20	1st Round	10:57 - 12:20	Sunny	24	26
2nd Round	--	Semicyoudy	21	21	2nd Round	14:09 - 15:40	Sunny	25	28

Statistics										
		Time			Speed (km/h)			Competitors / Nations		
		Min	Max	Avg.	Max	Min	Avg.	in start list	started	with results
Qualification	1st Round	2:15.464	6:25.599	2:55.079	135,534	47,614	104,867	118/3	85/3	84/3
	2nd Round	-	-	-				118/3	0/3	0/0
RACE	1st Round	2:14.148	3:29.200	2:46.504	136,864	87,763	110,268	118/3	89/3	84/3
	2nd Round	2:14.687	3:34.968	2:46.585	136,316	85,408	110,214	118/3	84/3	83/3

Race Director	Sport Marshal IHA	Main Timekeeper
BARTL Miroslav (CZE)	KADLEC Jaroslav (CZE)	 ŠABÍK Ľuboš (SVK)

LIQUI MOLY BERG CUP 2010




Pezinská Baba

11. -13. 6. 2010



Junior Trophy



Jury / Competition Management		Hill Data	
Chief of Competition	GAJDOŠÍK Miroslav (SVK)	Start Altitude	m
Race Director	BARTL Miroslav (CZE)	Finish Altitude	m
Vice chairman	FEKETEOVÁ Tatiana (SVK)	Vertical Drop	m
Sport Marshal IHA	KADLEC Jaroslav (CZE)	Course Length	5100 m
Technical Marshal IHA	BARTL Miroslav (CZE)	Min course Width	7 m
		Count of right-hand bend	
		Count of left-hand bend	
		Hill Record	2007, Andres Vilariño Reynard F3000: 1:56,498




Rank	№	Driver Entrant	CZ Bird	Car Class	Qualification			RACE			Diff. Prev. Diff.	TIME Speed (km/h)
					IT 1	IT 2	Time	IT 1	IT 2	Time		
1.	464	FIRTL Radim jr. Fira Team	CZ 1992	Renault Clio Sport S1-2000	6.749	-	2:55.006 (52./5.) - DNS -	6.684 6.778 6.853	16.660 16.645 16.993	2:55.345 (57./7.) 2:54.663 (54./7.) 2:53.646 (47./5.)	0,000	5:48.309 (7.) 105,424
2.	266	JANÍK Lukáš BP Autosport Bruntál	CZ 1992	Renault Clio Sport S1-2000	6.706	-	3:00.268 (61./8.) - DNS -	6.732 6.565 6.576	16.200 15.989 16.027	2:56.331 (60./8.) 2:55.495 (56./8.) 2:57.093 (54./8.)	3,517 3,517	5:51.826 (8.) 104,370
3.	256	POKORNÝ Milan Hillclimb Racing Team	SK 1994	Škoda Fabia E1-1400	7.103	17.867	3:01.008 (62./5.) - DNS -	7.063 7.105 7.097	17.827 17.944 17.834	2:59.037 (65./5.) 2:59.171 (63./5.) 2:57.843 (55./4.)	8,571 5,054	5:56.880 (5.) 102,892
4.	423	GLAC Tomáš Burestre Sport	CZ 1993	Ford Fiesta ST S1-2000	7.246	-	3:02.305 (63./9.) - DNS -	7.068 6.986 7.191	17.283 16.968 17.581	3:01.818 (69./10.) 3:01.296 (66./10.) 3:02.128 (59./9.)	14,805 6,234	6:03.114 (10.) 101,125

Rank	№	Driver Entrant	CZ Bird	Car Class	Qualification			RACE			Diff. Prev. Diff.	TIME Speed (km/h)
					IT 1	IT 2	Time	IT 1	IT 2	Time		

Competition / Weather Information									
Qualification					RACE				
	Time	Weather	Temp. (°C)			Time	Weather	Temp. (°C)	
			Air	Road				Air	Road
1st Round	09:16 - 10:35	Semicyoudy	22	20	1st Round	10:57 - 12:20	Sunny	24	26
2nd Round	--	Semicyoudy	21	21	2nd Round	14:09 - 15:40	Sunny	25	28

Statistics										
		Time			Speed (km/h)			Competitors / Nations		
		Min	Max	Avg.	Max	Min	Avg.	in start list	started	with results
Qualification	1st Round	2:15.464	6:25.599	2:55.079	135,534	47,614	104,867	118/3	85/3	84/3
	2nd Round	-	-	-				118/3	0/3	0/0
RACE	1st Round	2:14.148	3:29.200	2:46.504	136,864	87,763	110,268	118/3	89/3	84/3
	2nd Round	2:14.687	3:34.968	2:46.585	136,316	85,408	110,214	118/3	84/3	83/3

Race Director	Sport Marshal IHA	Main Timekeeper
BARTL Miroslav (CZE)	KADLEC Jaroslav (CZE)	 ŠABÍK Ľuboš (SVK)

LIQUI MOLY BERG CUP 2010




Pezinská Baba

11. -13. 6. 2010



VÝROBCE
ŠKOLNÍHO A KANCELÁŘSKÉHO NÁBYTKU
A MANIPULAČNÍ TECHNIKY
www.tp-jelinek.cz

Czech Trophy



Jury / Competition Management		Hill Data	
Chief of Competition	GAJDOŠÍK Miroslav (SVK)	Start Altitude	m
Race Director	BARTL Miroslav (CZE)	Finish Altitude	m
Vice chairman	FEKETEOVÁ Tatiana (SVK)	Vertical Drop	m
Sport Marshal IHA	KADLEC Jaroslav (CZE)	Course Length	5100 m
Technical Marshal IHA	BARTL Miroslav (CZE)	Min course Width	7 m
		Count of right-hand bend	
		Count of left-hand bend	
		Hill Record	2007, Andres Vilariño Reynard F3000: 1:56,498




Rank	№	Driver Entrant	CZ Bird	Car Class	Qualification			RACE			Diff. Prev. Diff.	TIME Speed (km/h)
					IT 1	IT 2	Time	IT 1	IT 2	Time		
1.	7	KOMÁREK David Liqui Moly Komvet Racing Team	CZ 1975	Mitsubishi Colt Evo 550+ E1+2000	4.600	11.000	2:15.464 (1./1.) - DNS -	4.484	10.989	2:14.148 (1./1.) 4.610 10.994 2:14.687 (1./1.) - DNS -	0,000	4:28.835 (1.) 136,589
2.	2	MLEJNEK Aleš SVC Náchod Motorsport	CZ 1967	Opel Lotus E2/C+1400	5.153	12.412	2:17.003 (2./1.) - DNS -	-	12.254	2:14.537 (2./1.) 4.962 12.092 2:17.784 (2./1.) 5.133 12.435 2:15.624 (1./1.)	1,326	4:30.161 (1.) 135,919
3.	3	ZMEŠKAL Miloš Zmeškal Motorsport	CZ 1957	Reynard 97D F3000 E2/C+1400	4.780	11.522	2:22.597 (4./2.) - DNS -	-	11.483	2:17.666 (3./2.) 4.705 11.423 2:18.234 (3./2.) 4.808 11.504 2:18.260 (2./2.)	7,065	4:35.900 (2.) 133,092
4.	72	VITVER Vladimír SVC Náchod Motorsport	CZ 1968	Lotus WR-9/2 E1-2000	5.479	12.852	2:23.333 (5./1.) - DNS -	5.166	12.492	2:19.010 (4./1.) 5.190 - 2:20.235 (5./1.) 5.248 12.600 2:18.437 (4./1.)	8,612	4:37.447 (1.) 132,350
5.	10	ULMAN Pavel Z.R.T. Motorsport Ulman	CZ 1968	BMW M3 E36 E1+2000	5.524	12.541	2:20.737 (3./2.) - DNS -	5.383	12.246	2:19.219 (5./2.) 5.306 12.209 2:21.396 (6./3.) 5.274 12.113 2:18.373 (3./1.)	8,757	4:37.592 (2.) 132,280
6.	11	ŠPALEK Jiří Liqui Moly Komvet Racing Team	CZ 1972	Mitsubishi Lancer WRC 05 E1+2000	4.786	11.510	2:23.388 (6./3.) - DNS -	-	11.609	2:19.920 (6./3.) 4.785 11.483 2:19.325 (4./2.) 4.822 11.478 2:20.580 (5./2.)	10,410	4:39.245 (3.) 131,497
7.	922	ZEMAN Martin Liqui Moly Komvet Racing Team	CZ 1974	Mitsubishi Lancer Evo VI E1+2000	5.089	12.286	2:24.597 (7./4.) - DNS -	-	12.386	2:23.389 (8./5.) 5.187 12.461 2:23.797 (8./5.) 5.080 12.290 2:22.168 (6./3.)	16,722	4:45.557 (5.) 128,591
8.	65	ŠUBERT Drahošlav MS Racing Náměšť	CZ 1972	Mitsubishi Lancer Evo IX S1+2000	5.992	-	2:31.608 (11./2.) - DNS -	5.076	12.389	2:24.384 (9./1.) 5.093 12.340 2:23.904 (9./1.) 5.228 12.608 2:24.624 (8./1.)	19,453	4:48.288 (1.) 127,373
9.	172	MOURAL Karel MK Autosport	CZ 1949	Ralt 036 F3 E2/C+1400	5.699	13.249	2:31.848 (12./3.) - DNS -	-	12.617	2:28.865 (10./3.) 5.137 12.480 2:25.441 (10./3.) 5.391 12.981 2:28.542 (9./3.)	25,148	4:53.983 (3.) 124,905
10.	1	RYBNÍČEK Marek Liqui Moly Komvet Racing Team	CZ 1980	Mitsubishi Lancer Evo X S1+2000	5.331	-	2:37.162 (21./4.) - DNS -	5.217	12.776	2:28.886 (11./2.) 5.253 12.737 2:28.367 (11./2.) - DNS -	28,418	4:57.253 (2.) 123,531

Rank	№	Driver Entrant	CZ Bird	Car Class	Qualification			RACE			Diff. Prev. Diff.	TIME Speed (km/h)
					IT 1	IT 2	Time	IT 1	IT 2	Time		
11.	910	FUČÍK Aleš Klub Racing Team Znojmo IV	CZ 1973	Mitsubishi Lancer Evo VIII S1+2000	5.320	-	2:30.344 (10./1.) - DNS -	5.526 13.050 5.271 12.749 5.395 12.774	2:30.424 (12./3.) 2:29.044 (12./3.) 2:29.922 (10./2.)	30,131 1,713	4:58.966 (3.) 122,823	
12.	22	BEK Tomáš Hronov	CZ 1968	Renault Clio Sport E1-2000	6.202	14.695	2:37.055 (19./3.) - DNS -	5.978 14.290 5.929 14.197 6.284 14.679	2:32.670 (16./2.) 2:33.064 (16./2.) 2:37.443 (25./2.)	36,899 6,768	5:05.734 (2.) 120,104	
13.	422	DOSEDĚL Dušan DK-Mont	CZ 1972	Subaru Impreza STi N14 S1+2000	5.530	-	2:44.800 (36./7.) - DNS -	5.328 12.939 5.426 13.053 5.314 12.931	2:35.848 (27./7.) 2:33.878 (18./7.) 2:32.989 (14./6.)	38,032 1,133	5:06.867 (7.) 119,661	
14.	190	DOHNÁLEK Josef jr. Kovosteel Novitech Sudoměřice	CZ 1986	Citroen Saxo VTS E1-1600	6.197	14.650	2:35.366 (17./1.) - DNS -	6.115 14.575 6.831 15.379 6.203 14.681	2:33.288 (18./1.) 2:35.830 (23./2.) 2:33.828 (15./1.)	38,281 0,249	5:07.116 (1.) 119,564	
15.	217	STANĚK Vojtěch Liqui Moly Komvet Racing Team	CZ 1974	Peugeot 106 E1-1600	6.182	14.612	2:38.630 (26./2.) - DNS -	6.120 14.466 6.180 14.514 6.220 14.586	2:34.807 (20./2.) 2:34.597 (19./1.) 2:35.682 (19./2.)	40,569 2,288	5:09.404 (2.) 118,680	
16.	305	TRNKA Jakub Kovosteel Novitech Sudoměřice	CZ 1982	Suzuki Swift GTi E1-1400	6.235	14.569	2:35.923 (18./1.) - DNS -	6.260 14.622 6.256 14.666 -	2:35.545 (24./1.) 2:35.351 (22./1.) - DNS -	42,061 1,492	5:10.896 (1.) 118,110	
17.	87	ŠTILEC Roman RRT s.r.o.	CZ 1978	Honda Civic VTI E1-1600	6.259	15.138	2:39.122 (28./3.) - DNS -	6.130 14.925 6.125 14.941 6.134 14.960	2:35.834 (26./3.) 2:35.903 (24./3.) 2:36.299 (22./3.)	42,902 0,841	5:11.737 (3.) 117,792	
18.	99	FIRTL Stanislav jr. Berg-Trophy Team	CZ 1991	Škoda Octavia TDi E1-2000	6.314	14.911	2:39.968 (29./4.) - DNS -	6.073 14.581 6.134 14.858 7.010 15.866	2:35.491 (23./4.) 2:36.252 (26./3.) 2:40.314 (28./3.)	42,908 0,006	5:11.743 (3.) 117,789	
19.	18	SATEK Jakub Network24 Racing	CZ 1984	Honda Civic Type R S1-2000	-	-	- DNF - - DNS -	6.720 15.476 6.442 15.308 6.365 15.036	2:36.337 (28./1.) 2:37.040 (28./1.) 2:36.172 (21./1.)	43,674 0,766	5:12.509 (1.) 117,501	
20.	93	ANČÍK František Kovosteel Novitech Sudoměřice	CZ 1976	Chevrolet Corvette S+2000	5.864	13.307	2:37.099 (20./1.) - DNS -	- 13.710 6.108 13.799 5.900 13.518	2:36.390 (29./2.) 2:38.400 (29./2.) 2:36.724 (24./2.)	44,279 0,605	5:13.114 (2.) 117,274	
21.	169	ČEPIČKA Vlastimil Lipina	CZ 1962	Mitsubishi Lancer Evo X S1+2000	5.952	-	2:46.555 (38./8.) - DNS -	5.568 13.581 5.722 13.801 5.646 13.608	2:42.382 (38./8.) 2:40.208 (33./8.) 2:40.742 (29./7.)	52,115 7,836	5:20.950 (8.) 114,410	
22.	39	OSLADIL Jan Autosport Osladil	CZ 1944	Národní formule Delta II E2/C-1400	5.665	14.203	2:42.719 (34./2.) - DNS -	- 14.576 5.636 14.147 7.084 18.067	2:42.253 (37./2.) 2:41.128 (34./2.) - DNS -	54,546 2,431	5:23.381 (2.) 113,550	
23.	208	ZIMÁK Martin SVC Náchod Motorsport	CZ 1989	Citroen Saxo VTS S1-1600	-	-	- DNS - - DNS -	6.313 15.458 6.931 16.203 -	2:42.869 (39./1.) 2:41.566 (36./1.) - DNS -	55,600 1,054	5:24.435 (1.) 113,181	
24.	212	JELÍNEK Libor Auto Jelínek	CZ 1949	BMW 3.5 CSLi HA1+1300	6.365	-	2:49.264 (43./2.) - DNS -	6.247 14.552 6.376 14.906 6.309 14.996	2:44.505 (40./1.) 2:44.447 (39./1.) 2:45.928 (36./1.)	60,117 4,517	5:28.952 (1.) 111,627	
25.	184	ŽÁK Josef AK Konice	CZ 1953	Škoda 100 E1-1400	6.127	15.297	2:50.123 (44./3.) - DNS -	6.093 15.256 6.244 - 6.051 15.183	2:45.473 (42./3.) 2:44.397 (38./3.) 2:44.870 (33./2.)	60,432 0,315	5:29.267 (3.) 111,520	
26.	49	PIEKARZ Antonín Auto Tony Motorsport	CZ 1957	Citroen C2 S1-1600	7.020	-	2:50.329 (45./1.) - DNS -	6.942 16.877 6.849 16.736 6.819 16.550	2:47.659 (47./3.) 2:46.984 (43./3.) 2:45.984 (37./2.)	64,133 3,701	5:32.968 (3.) 110,281	
27.	565	MITÁNEK Petr DKP Racing	CZ 1979	Opel Astra GSi S1-2000	6.801	-	2:50.606 (46./2.) - DNS -	6.665 15.958 6.788 16.150 6.704 15.974	2:47.297 (46./4.) 2:47.576 (46./4.) 2:47.691 (40./4.)	66,038 1,905	5:34.873 (4.) 109,654	
28.	692	TOMEČEK Lukáš DKP Racing	CZ 1985	VW Golf I HA1+1300	6.435	-	2:47.752 (41./1.) - DNS -	6.390 15.290 6.349 15.282 6.414 15.354	- DNF - 2:47.644 (47./2.) 2:47.991 (41./2.)	66,800 0,762	5:35.635 (2.) 109,405	
29.	243	KOTEK Pavel PK Tuning	CZ 1974	BMW 325 Coupe E1+2000	6.735	16.417	3:00.111 (60./11.) - DNS -	- 16.268 6.670 16.183 6.582 16.026	2:54.972 (56./10.) 2:51.904 (50./10.) 2:51.193 (42./9.)	74,262 7,462	5:43.097 (10.) 107,025	
30.	64	LIPÁR Marcel Fira Team	CZ 1965	Renault Clio Sport S1-2000	6.673	16.574	2:53.523 (49./3.) - DNS -	- 16.845 6.725 16.555 -	2:53.440 (53./6.) 2:53.938 (53./6.) - DNS -	78,543 4,281	5:47.378 (6.) 105,706	
31.	211	WINTER Jaroslav Hořice	CZ 1959	Honda Civic Type R S-2000	6.811	-	2:56.931 (57./3.) - DNS -	6.795 16.466 6.870 16.478 6.711 16.785	2:54.052 (54./1.) 2:55.497 (57./2.) 2:53.524 (46./2.)	78,741 0,198	5:47.576 (1.) 105,646	
32.	593	ANČÍK František Kovosteel Novitech Sudoměřice	CZ 1976	BMW 120d S-2000	7.525	-	2:55.121 (53./1.) - DNS -	7.332 17.906 7.155 17.715 7.097 17.458	2:56.953 (61./3.) 2:55.060 (55./1.) 2:52.983 (44./1.)	79,208 0,467	5:48.043 (2.) 105,504	
33.	464	FIRTL Radim jr. Fira Team	CZ 1992	Renault Clio Sport S1-2000	6.749	-	2:55.006 (52./5.) - DNS -	6.684 16.660 6.778 16.645 6.853 16.993	2:55.345 (57./7.) 2:54.663 (54./7.) 2:53.646 (47./5.)	79,474 0,266	5:48.309 (7.) 105,424	
34.	150	ŠMAK Miroslav MŠ Motorsport Kyjov	CZ 1960	VW Golf TDi S-2000	6.785	-	2:56.799 (55./2.) - DNS -	6.871 16.392 6.807 16.315 6.710 16.226	2:55.474 (58./2.) 2:55.864 (59./3.) 2:54.624 (49./3.)	81,263 1,789	5:50.098 (3.) 104,885	
35.	266	JANÍK Lukáš BP Autosport Bruntál	CZ 1992	Renault Clio Sport S1-2000	6.706	-	3:00.268 (61./8.) - DNS -	6.732 16.200 6.565 15.989 6.576 16.027	2:56.331 (60./8.) 2:55.495 (56./8.) 2:57.093 (54./8.)	82,991 1,728	5:51.826 (8.) 104,370	
36.	338	MACHÁČEK Petr Lancia-D Team	CZ 1962	Lancia Delta S+2000	6.952	-	2:56.923 (56./7.) - DNS -	6.915 16.000 7.258 16.450 6.746 15.705	- DNF - 3:00.278 (65./7.) 2:59.007 (56./6.)	90,450 7,459	5:59.285 (7.) 102,203	
37.	423	GLAC Tomáš Burestre Sport	CZ 1993	Ford Fiesta ST S1-2000	7.246	-	3:02.305 (63./9.) - DNS -	7.068 17.283 6.986 16.968 7.191 17.581	3:01.818 (69./10.) 3:01.296 (66./10.) 3:02.428 (59./9.)	94,279 3,829	6:03.114 (10.) 101,125	
38.	40	OSLADIL Jan jr. Autosport Osladil	CZ 1968	Formule Škoda MTX 1-01 HA2	-	-	- DNS - - DNS -	6.764 16.918 6.597 - -	3:04.368 (71./2.) 3:01.783 (68./2.) - DNS -	97,316 3,037	6:06.151 (2.) 100,286	

Rank	№	Driver Entrant	CZ Bird	Car Class	Qualification			RACE			Diff. Prev. Diff.	TIME Speed (km/h)
					IT 1	IT 2	Time	IT 1	IT 2	Time		
39.	623	GLAC Stanislav Burestre Sport	CZ 1962	Ford Fiesta ST S1-2000	7.214	17.525	3:05.996 (68./10.) - DNS -	7.290	17.586	3:06.680 (75./11.) 7.246 17.497 3:06.392 (74./11.) 7.144 17.776 3:06.306 (63./10.)	103,863 6,547	6:12.698 (11.) 98,525
40.	336	ZELĚNÝ Milan Historic Racing Club Jihlava	CZ 1984	Škoda 120 MkII E1-1400	7.495	19.138	6:25.599 (84./8.) - DNS -	7.445	18.958	3:16.001 (83./8.) 7.640 19.209 3:16.214 (82./8.) 7.434 18.935 3:13.378 (70./7.)	120,757 16,894	6:29.592 (8.) 94,252
41.	168	KULDOVÁ Zdenka HZ Autosport	CZ 1960	Lada Samara S1-1600	7.873	-	3:34.494 (81./5.) - DNS -	7.726	19.861	3:29.200 (84./6.) 7.925 20.130 3:34.968 (83./6.) 7.880 20.146 3:27.813 (72./4.)	148,178 27,421	6:57.013 (5.) 88,055
	129	BOHÁČ Milan Liqui Moly Komvet Racing Team	CZ 1957	Renault Clio Sport E1-2000	6.028	14.177	2:33.702 (13./2.) - DNS -	6.042	14.070	2:34.508 (19./3.) 6.009 14.061 - DNF - - - - DNS -		- DNS -
	716	SEDLÁČEK Jiří Sedláček Motorsport	CZ 1968	BMW M3 E36 SŠ 10 E1+2000	5.566	13.006	2:24.937 (8./5.) - DNS -	5.725	13.209	- DNF - - - - DNS - - - - DNS -		- DNS -
	37	MATĚJKA Miroslav AMK Laudon L.A.	CZ 1971	Lancia Delta Integrale S1+2000	6.474	-	3:05.214 (66./11.) - DNS -	6.438	16.393	3:01.646 (68./11.) - - - DNS - - - - DNS -		- DNS -
	75	FRANĚK Jan MS Racing Náměšť	CZ 1983	Subaru Impreza WRX STi S1+2000	-	-	- DNS - - DNS -	-	-	- DNF - - DNS - - DNS -		- DNS -
	152	ÁZSÓTH Ladislav Car Zone Racing Team	CZ 1959	Citroen Saxo VTS S1-1600	-	-	- DNS - - DNS -	-	-	- DNS - - DNS - - DNS -		- DNS -

Competition / Weather Information									
Qualification					RACE				
	Time	Weather	Temp. (°C)			Time	Weather	Temp. (°C)	
			Air	Road				Air	Road
1st Round	09:16 - 10:35	Semicyludy	22	20	1st Round	10:57 - 12:20	Sunny	24	26
2nd Round	- -	Semicyludy	21	21	2nd Round	14:09 - 15:40	Sunny	25	28

Statistics										
		Time			Speed (km/h)			Competitors / Nations		
		Min	Max	Avg.	Max	Min	Avg.	in start list	started	with results
Qualification	1st Round	2:15.464	6:25.599	2:55.079	135,534	47,614	104,867	118/3	85/3	84/3
	2nd Round	-	-	-				118/3	0/3	0/0
RACE	1st Round	2:14.148	3:29.200	2:46.504	136,864	87,763	110,268	118/3	89/3	84/3
	2nd Round	2:14.687	3:34.968	2:46.585	136,316	85,408	110,214	118/3	84/3	83/3

Race Director	Sport Marshal IHA	Main Timekeeper
BARTL Miroslav (CZE)	KADLEC Jaroslav (CZE)	 ŠABÍK L'uboš (SVK)

LIQUI MOLY BERG CUP 2010



Pezinská Baba


11. -13. 6. 2010



Carpoint

žijeme motoršportom

Slovak Trophy



Jury / Competition Management		Hill Data	
Chief of Competition	GAJDOŠÍK Miroslav (SVK)	Start Altitude	m
Race Director	BARTL Miroslav (CZE)	Finish Altitude	m
Vice chairman	FEKETEOVÁ Tatiana (SVK)	Vertical Drop	m
Sport Marshal IHA	KADLEC Jaroslav (CZE)	Course Length	5100 m
Technical Marshal IHA	BARTL Miroslav (CZE)	Min course Width	7 m
		Count of right-hand bend	
		Count of left-hand bend	
		Hill Record	2007, Andres Vilariño Reynard F3000: 1:56,498




Rank	№	Driver Entrant	CZ Bird	Car Class	Qualification			RACE			Diff. Prev. Diff.	TIME Speed (km/h)
					IT 1	IT 2	Time	IT 1	IT 2	Time		
1.	388	ERDÉLYI Tomáš Šenkýř Motorsport	SK 1974	BMW M3 E36 GTR E1+2000	5.926	13.728	2:27.298 (9./6.) - DNS -	-	13.433	2:22.495 (7./4.) 5.791 - 2:23.057 (7./4.) 5.846 13.619 2:23.641 (7./4.)	0,000	4:45.552 (4.) 128,593
2.	123	LALÍK Vladimír Paddock Pezinok	SK 1971	Mitsubishi Lancer Evo S1+2000	5.636	-	2:37.197 (22./5.) - DNS -	5.568	13.523	2:30.925 (13./4.) 5.564 13.563 2:30.103 (13./4.) 5.612 13.667 2:30.776 (12./4.)	15,327	5:00.879 (4.) 122,042
3.	888	VAHANČÍK Peter Badabing	SK 1985	Mitsubishi Lancer Evo VIII S1+2000	5.703	-	2:34.679 (15./3.) - DNS -	5.776	13.649	2:31.597 (14./5.) 5.546 13.425 2:31.331 (15./6.) 5.559 13.605 2:30.181 (11./3.)	15,960	5:01.512 (5.) 121,786
4.	919	LŐRINČÍK Matúš Paddock Pezinok	SK 1976	Mitsubishi Lancer Evo VIII S1+2000	5.754	-	2:38.018 (24./6.) - DNS -	5.484	13.280	2:31.847 (15./6.) 5.684 13.528 2:31.220 (14./5.) 5.379 13.225 2:31.918 (13./5.)	17,515	5:03.067 (6.) 121,161
5.	858	ČÍKOR Radomír Max Motorsport - Motorcity	SK 1971	Mitsubishi Lancer Evolution E1+2000	5.300	-	2:37.472 (23./9.) - DNS -	5.151	12.523	2:33.176 (17./6.) 5.145 12.503 2:33.505 (17./6.) 5.290 12.593 2:34.445 (18./5.)	21,129	5:06.681 (6.) 119,734
6.	709	JUHÁS Martin Paddock Pezinok	SK 1980	BMW M3 E36 E1+2000	6.022	14.149	2:34.295 (14./7.) - DNS -	-	14.084	2:35.103 (22./8.) 5.830 13.933 2:36.509 (27./8.) 6.002 14.074 2:36.454 (23./7.)	26,005	5:11.557 (8.) 117,860
7.	717	ČAMBAL Mojmir Car Zone Racing Team	SK 1972	Citroen Saxo VTS E1-1600	6.327	14.808	2:40.753 (31./4.) - DNS -	6.285	14.736	2:40.080 (33./4.) 6.176 14.547 2:38.407 (30./4.) 6.164 14.486 2:55.328 (50./4.)	32,935	5:18.487 (4.) 115,295
8.	321	JÁNOŠÍK Vladimír Rodex Car Racing Team	SK 1977	Seat Leon Cupra S+2000	6.656	-	2:41.437 (32./4.) - DNS -	6.301	14.707	2:39.908 (32./4.) 6.346 14.761 2:40.031 (32./4.) 6.350 14.778 2:42.242 (30./4.)	34,387	5:19.939 (4.) 114,772
9.	187	HORÁK Tomáš Bratislava	SK 1976	Honda Civic Type R S1-2000	6.437	-	2:45.207 (37./1.) - DNS -	6.234	14.629	2:40.256 (34./2.) 6.269 14.623 2:41.175 (35./2.) 6.221 14.545 2:40.222 (27./2.)	34,926	5:20.478 (2.) 114,579

Rank	№	Driver Entrant	CZ Bird	Car Class	Qualification			RACE			Diff. Prev. Diff.	TIME Speed (km/h)
					IT 1	IT 2	Time	IT 1	IT 2	Time		
10.	63	BOHUŠ Ján Nové Mesto nad Váhom	SK 1983	Škoda 100 E1+2000	6.209	-	2:42.514 (33./10.) - DNS -	-	14.617	2:40.759 (35./9.) 2:44.558 (40./9.) 6.138 14.602 6.137 14.760 2:43.027 (31./8.)	38,234 3,308	5:23.786 (9.) 113,408
11.	189	VEREŠ Alexander SVT Racing	SK 1980	Suzuki Swift GTi E1-1400	6.510	15.484	2:42.754 (35./2.) - DNS -	6.396	15.348	2:41.976 (36./2.) 6.448 15.446 2:41.905 (37./2.) 6.559 15.518 2:43.027 (31./1.)	38,329 0,095	5:23.881 (2.) 113,375
12.	316	GÁBORIK Ladislav Gaborik Racing Team	SK 1981	Honda Civic S1-1600	7.151	-	2:52.356 (47./2.) - DNS -	6.532	15.824	2:44.776 (41./2.) 6.576 15.839 2:44.601 (41./2.) 6.432 15.664 2:45.199 (34./1.)	43,825 5,496	5:29.377 (2.) 111,483
13.	404	HANUŠ Vladimír VH WRC	SK 1976	Subaru Impreza STi S1+2000	5.996	-	2:47.109 (40./10.) - DNS -	5.887	14.534	2:46.400 (43./9.) 5.840 14.504 2:47.957 (48./9.) 6.042 15.088 2:45.653 (35./8.)	46,501 2,676	5:32.053 (9.) 110,585
14.	661	OKÁLI Vladimír Decam	SK 1955	Renault Clio RS S1-2000	6.621	-	2:54.536 (51./4.) - DNS -	6.731	16.313	2:47.237 (45./3.) 6.795 16.372 2:47.531 (45./3.) 6.590 16.081 2:46.939 (38./3.)	48,624 2,123	5:34.176 (3.) 109,882
15.	59	LISÁL Radovan MTZ Racing Team	SK 1971	Peugeot 205 GTi E1-2000	6.965	16.138	2:53.175 (48./5.) - DNS -	6.967	16.153	2:50.931 (51./6.) 6.841 - 2:52.086 (51./5.) 6.753 15.887 2:53.073 (45./6.)	57,465 8,841	5:43.017 (5.) 107,050
16.	173	CSÓKA Kristián MaxMotorsport	SK 1985	VW Golf II GTi S+2000	6.609	-	2:54.481 (50./6.) - DNS -	6.974	16.280	2:53.449 (52./6.) 6.647 15.966 2:53.017 (52./6.) 6.871 16.294 2:52.563 (43./5.)	60,028 2,563	5:45.580 (6.) 106,256
17.	695	GRNÁČ Ján Hobby	SK 1955	Škoda Felicia E1-1150	6.833	17.396	3:06.655 (69./1.) - DNS -	6.444	16.566	2:54.754 (55./1.) 6.582 16.566 2:56.470 (60./1.) 6.528 16.468 DNF	65,672 5,644	5:51.224 (1.) 104,549
18.	24	ORŠULA Ján Oršula Motorsport	SK 1977	Škoda 130 RS Evo I E1-1400	7.005	17.873	2:55.893 (54./4.) - DNS -	7.117	17.634	2:56.074 (59./4.) 7.043 33.500 2:55.734 (58./4.) 6.956 - 2:55.890 (51./3.)	66,072 0,400	5:51.624 (4.) 104,430
19.	622	FILLOVÁ Katarína Silard Racing Team	SK 1984	BMW 320i S1-2000	7.496	-	2:58.929 (59./7.) - DNS -	7.161	17.706	2:57.693 (62./9.) 7.080 17.561 2:56.947 (61./9.) 7.117 17.609 2:56.593 (52./7.)	67,988 1,916	5:53.540 (9.) 103,864
20.	175	BONA Marian CarPoint	SK 1977	Suzuki Ignis S1-1600	6.994	-	3:07.334 (70./3.) - DNS -	6.777	16.895	2:58.915 (64./4.) 6.731 16.890 3:04.866 (69./4.) 6.892 16.952 2:56.635 (53./3.)	69,998 2,010	5:55.550 (4.) 103,277
21.	256	POKORNÝ Milan Hillclimb Racing Team	SK 1994	Škoda Fabia E1-1400	7.103	17.867	3:01.008 (62./5.) - DNS -	7.063	17.827	2:59.037 (65./5.) 7.105 17.944 2:59.171 (63./5.) 7.097 17.834 2:57.843 (55./4.)	71,328 1,330	5:56.880 (5.) 102,892
22.	122	CICÁK Viliam Boan Pezinok	SK 1955	Citroen Saxo VTS E1-1600	6.454	-	3:03.120 (64./5.) - DNS -	6.225	15.546	2:58.396 (63./5.) 6.361 15.756 2:59.623 (64./5.) - - DNF	72,467 1,139	5:58.019 (5.) 102,564
23.	538	PRÉTYI Peter AMA Racing Modra	SK 1980	Škoda 100 GTi E1-1400	6.980	17.487	3:03.991 (65./6.) - DNS -	6.743	17.239	3:04.695 (73./7.) 6.735 17.621 3:04.633 (71./7.) 6.826 17.312 3:05.892 (62./6.)	83,776 11,309	6:09.328 (7.) 99,424
24.	246	LASTOVKA Milan Paddock Pezinok	SK 1977	Kia Ceed E1-1600	-	-	- DNS - - DNS -	7.335	17.882	3:08.312 (76./6.) 7.376 17.978 3:05.741 (72./6.) 7.515 18.009 3:04.477 (61./5.)	84,666 0,890	6:10.218 (6.) 99,185
25.	70	MÁČIK Marian MTZ Racing Team	SK 1970	Fiat Cinquecento Sporting E1-1150	7.185	-	3:08.461 (72./2.) - DNS -	7.068	17.530	3:04.469 (72./2.) 7.140 17.715 3:05.777 (73./2.) - - DNF	84,694 0,028	6:10.246 (2.) 99,177
26.	62	NIŽNANSKÝ Miroslav NiM Pneuservis Racing Team	SK 1962	Fiat X1/9 Bertone HA1+1300	6.838	-	3:21.839 (79./3.) - DNS -	6.582	17.113	3:11.431 (79./2.) 6.663 17.219 3:06.740 (75./3.) 6.680 17.211 3:08.653 (66./3.)	89,841 5,147	6:15.393 (3.) 97,817
27.	711	VÍZNER Peter Lubietova	SK 1976	Ford Escort RS S-2000	7.121	-	3:15.870 (75./5.) - DNS -	7.055	17.377	3:08.892 (78./5.) 7.000 17.183 3:08.596 (76./4.) 7.059 17.481 3:09.692 (67./5.)	91,936 2,095	6:17.488 (5.) 97,275
28.	89	RÝZEK Milan o.z. AC3R Prietrž	SK 1985	Formule Van Diemen E2/C-1400	7.428	18.571	3:13.341 (73./3.) - DNS -	-	-	DNF 7.467 18.695 3:10.792 (78./3.) 7.084 18.067 3:07.290 (64./2.)	92,530 0,594	6:18.082 (3.) 97,122
29.	397	ONDREJKA Ján JOSK Racing Team	SK 1953	Škoda 200 RS HA1+1300	7.636	-	3:26.006 (80./4.) - DNS -	6.901	17.650	3:12.318 (80./3.) 7.041 17.748 3:12.343 (80./4.) 7.406 18.286 3:12.725 (69./4.)	99,109 6,579	6:24.661 (4.) 95,461
30.	905	DUDEKOVÁ Drahomíra Paddock Pezinok	SK 1980	Kia Ceed E1-2000	7.214	17.901	3:16.581 (76./6.) - DNS -	7.404	17.870	3:14.550 (81./8.) 7.193 17.459 3:14.566 (81./7.) 7.255 17.878 3:14.097 (71./7.)	103,095 3,986	6:28.647 (7.) 94,482
	109	MÁDY Tomáš Perax Racing	SK 1986	Fiat 126p Fiat-126	8.883	-	4:00.041 (82./1.) - DNS -	8.879	23.610	- DNF - - DNS - - - DNF	-	- DNS -
	206	SIKHART Roland Car Zone Racing Team	SK 1976	Suzuki Ignis S1-1600	9.282	-	3:21.699 (78./4.) - DNS -	7.194	17.967	3:08.795 (77./5.) - DNS - - - DNF	-	- DNS -
	868	POVAZAN Peter Car Zone Racing Team	SK 1971	Subaru Impreza S1+2000	6.541	-	2:46.671 (39./9.) - DNS -	6.577	15.438	2:48.498 (49./10.) - DNS - - - DNF	-	- DNS -

Rank	№	Driver Entrant	CZ Bird	Car Class	Qualification			RACE			Diff. Prev. Diff.	TIME Speed (km/h)
					IT 1	IT 2	Time	IT 1	IT 2	Time		

Competition / Weather Information									
Qualification					RACE				
	Time	Weather	Temp. (°C)			Time	Weather	Temp. (°C)	
			Air	Road				Air	Road
1st Round	09:16 - 10:35	Semicyoudy	22	20	1st Round	10:57 - 12:20	Sunny	24	26
2nd Round	--	Semicyoudy	21	21	2nd Round	14:09 - 15:40	Sunny	25	28

Statistics										
		Time			Speed (km/h)			Competitors / Nations		
		Min	Max	Avg.	Max	Min	Avg.	in start list	started	with results
Qualification	1st Round	2:15.464	6:25.599	2:55.079	135,534	47,614	104,867	118/3	85/3	84/3
	2nd Round	-	-	-				118/3	0/3	0/0
RACE	1st Round	2:14.148	3:29.200	2:46.504	136,864	87,763	110,268	118/3	89/3	84/3
	2nd Round	2:14.687	3:34.968	2:46.585	136,316	85,408	110,214	118/3	84/3	83/3

Race Director	Sport Marshal IHA	Main Timekeeper
BARTL Miroslav (CZE)	KADLEC Jaroslav (CZE)	 ŠABÍK Ľuboš (SVK)

LIQUI MOLY BERG CUP 2010




Pezinská Baba

11. -13. 6. 2010



Poland Trophy



Jury / Competition Management		Hill Data	
Chief of Competition	GAJDOŠÍK Miroslav (SVK)	Start Altitude	m
Race Director	BARTL Miroslav (CZE)	Finish Altitude	m
Vice chairman	FEKETEOVÁ Tatiana (SVK)	Vertical Drop	m
Sport Marshal IHA	KADLEC Jaroslav (CZE)	Course Length	5100 m
Technical Marshal IHA	BARTL Miroslav (CZE)	Min course Width	7 m
		Count of right-hand bend	
		Count of left-hand bend	
		Hill Record	2007, Andres Vilariño Reynard F3000: 1:56,498




Rank	№	Driver Entrant	CZ Bird	Car Class	Qualification			RACE			Diff. Prev. Diff.	TIME Speed (km/h)
					IT 1	IT 2	Time	IT 1	IT 2	Time		
1.	28	STEC Robert Polonia Racing Team	PL 1973	Intech RS 010 E2/C-1400	5.368	13.582	2:38.250 (25./1.) - DNS -	-	13.637	2:38.604 (31./1.) 5.509 13.991 2:35.279 (21./1.) 5.412 13.986 2:34.200 (16./1.)	0,000	5:09.479 (1.) 118,651
2.	15	ZIOLKO Karol Ziolko Racing	PL 1978	Mitsubishi Lancer Evo VIII E1+2000	5.821	14.445	2:35.225 (16./8.) - DNS -	-	14.401	2:34.834 (21./7.) 5.747 14.353 2:35.093 (20./7.) 5.836 14.550 2:35.798 (20./6.)	0,448 0,448	5:09.927 (7.) 118,480
3.	38	LATA Damian DMMotors	PL 1979	Mitsubishi Lancer Evo IX S+2000	5.497	-	2:40.017 (30./3.) - DNS -	5.525	13.594	2:35.782 (25./1.) 5.656 - 2:36.045 (25./1.) 5.638 13.712 2:34.336 (17./1.)	0,639 0,191	5:10.118 (1.) 118,407
4.	440	KORASZEWSKI Jacek Koraszewski Auto Sport	PL 1982	Audi RS4 S+2000	5.776	-	2:38.848 (27./2.) - DNS -	5.643	13.733	2:38.158 (30./3.) 5.710 13.876 2:38.768 (31./3.) 5.846 14.055 2:39.769 (26./3.)	7,447 6,808	5:16.926 (3.) 115,863
5.	48	OBLUDEK Zbigniew Mielec	PL 1975	Mitsubishi Lancer Evo VIII S+2000	5.730	-	2:49.137 (42./5.) - DNS -	5.651	14.019	2:46.449 (44./5.) 5.615 13.998 2:45.865 (42./5.) - DNS -	22,835 15,388	5:32.314 (5.) 110,498
6.	112	DUDEK Grzegorz Kobylice	PL 1972	VW Golf I E1-2000	-	-	- DNS - - DNS -	6.593	15.508	2:47.937 (48./6.) 6.602 15.482 2:47.163 (44./4.) 6.622 15.452 2:47.125 (39./4.)	24,809 1,974	5:34.288 (4.) 109,845
7.	66	KASZYNSKI Jaroslav Prosound Koraszewski Autosport	PL 1972	BMW M3 S1-2000	6.816	-	2:58.257 (58./6.) - DNS -	6.816	16.381	2:49.993 (50./5.) 6.713 16.324 2:50.836 (49./5.) 6.725 16.319 2:53.866 (48./6.)	31,350 6,541	5:40.829 (5.) 107,737
8.	225	STEC Irena Polonia Racing Team	PL 1983	Promot Easter 86 HA2	6.585	-	3:15.624 (74./1.) - DNS -	6.610	16.702	3:01.579 (67./1.) 7.347 17.786 2:58.564 (62./1.) 6.381 16.174 2:59.062 (57./1.)	48,147 16,797	5:57.626 (1.) 102,677
9.	74	STANIAK Marcin Autoelektronika Balicka Sport	PL 1978	BMW 318 iS E1-2000	7.024	17.492	6:15.525 (83./7.) - DNS -	7.121	17.627	3:02.620 (70./7.) 6.815 17.135 3:01.303 (67./6.) 6.940 17.314 2:59.954 (58./6.)	51,778 3,631	6:01.257 (6.) 101,645

Rank	№	Driver Entrant	CZ Bird	Car Class	Qualification			RACE			Diff. Prev. Diff.	TIME Speed (km/h)
					IT 1	IT 2	Time	IT 1	IT 2	Time		
10.	78	CZARNY Bogumil Autopol Reacing Team	PL 1978	Suzuki Swift E1-1400	7.155	17.390	3:05.768 (67./7.) - DNS -	7.129	17.377	3:00.944 (66./6.) 7.124 17.336 3:01.942 (70./6.) 7.031 17.215 3:02.250 (60./6.)	53,407 1,629	6:02.886 (6.) 101,189
11.	76	CZARNY Rafal Autopol Opole Racing Team	PL 1975	Suzuki Swift GTi S-2000	7.364	-	3:08.175 (71./4.) - DNS -	7.155	17.663	3:06.675 (74./4.) 7.106 18.053 3:08.699 (77./5.) 7.332 17.933 3:07.763 (65./4.)	64,959 11,552	6:14.438 (4.) 98,067
12.	34	KOGUT Krzysztof Plasmet Racing	PL 1975	Smart Fortwo S2	7.737	-	3:20.781 (77./1.) - DNS -	7.039	17.300	3:14.796 (82./1.) 7.001 17.142 3:11.517 (79./1.) 6.849 17.077 3:11.636 (68./1.)	73,674 8,715	6:23.153 (1.) 95,836
	350	PRZEWLOCKI Stanislaw Mierzecice	PL 1982	Ford Mustang S+2000	-	-	- DNS - - DNS -	-	-	- DNS - - DNS - - DNS -		- DNS -

Competition / Weather Information									
Qualification					RACE				
	Time	Weather	Temp. (°C)			Time	Weather	Temp. (°C)	
			Air	Road				Air	Road
1st Round	09:16 - 10:35	Semicyludy	22	20	1st Round	10:57 - 12:20	Sunny	24	26
2nd Round	--	Semicyludy	21	21	2nd Round	14:09 - 15:40	Sunny	25	28

Statistics										
		Time			Speed (km/h)			Competitors / Nations		
		Min	Max	Avg.	Max	Min	Avg.	in start list	started	with results
Qualification	1st Round	2:15.464	6:25.599	2:55.079	135,534	47,614	104,867	118/3	85/3	84/3
	2nd Round	-	-	-				118/3	0/3	0/0
RACE	1st Round	2:14.148	3:29.200	2:46.504	136,864	87,763	110,268	118/3	89/3	84/3
	2nd Round	2:14.687	3:34.968	2:46.585	136,316	85,408	110,214	118/3	84/3	83/3

Race Director	Sport Marshal IHA	Main Timekeeper
BARTL Miroslav (CZE)	KADLEC Jaroslav (CZE)	 ŠABÍK Ľuboš (SVK)