


LIQUI MOLY BERG CUP 2011

LIQUI MOLY BERG CUP 2011

Mohyla Míru, 16.4.2011

Újezd u Brna, 15. – 16. 4. 2011

Absolute Results



Jury / Competition Management		Hill Data	
Chief of Competition	GÄNSDORFER Aleš (CZE)	Start Altitude	222 m
Race Director	GÄNSDORFER Aleš (CZE)	Finish Altitude	312 m
Vice chairman	BEZOKI Josef (CZE)	Vertical Drop	90 m
Sport Marshal IHA	BARTL Miroslav (CZE)	Course Length	3000 m
Technical Marshal IHA	DANĚK Pavel (CZE)	Min course Width	6 m
		Count of right-hand bend	
		Count of left-hand bend	
		Hill Record	2007, Miloš Zmeškal Dallara 399 F3: 1:18.041



Rank	No	Driver Entrant	Country Bird	Car Class	Qualification		RACE		Diff. Prev. Speed (km/h)	TIME
					20 m	100 m	m	Time		
Berg Cup Actual Cars										
1.	19	BUCHEGGER Siegfried Zmeškal Motorsport	AT 1982	KTM X-Bow E2/C+2000	1:44.78 (11./2.) 1:48.00 (15./2.)	1.60	4.73	1:26.68 (1./1.) 1:24.82 (1./1.) -DNS-		2:51.50 (1.) 125,948 Δ 1,860 (24.)
2.	648	STEHLÍK Karel KV Motorsport Team	CZ 1980	Mitsubishi Lancer Evo IX S1+2000/4WD	1:32.53 (2./2.) 1:29.62 (2./2.)	1.66 1.54 1.52	4.94 4.81 4.79	1:27.52 (2./1.) +29.23 (4./2.) 1:26.94 (1./1.)	+2,960 +2,960	2:54.46 (1.) 123,811 Δ 0,580 (13.)
3.	608	HAVLÍČEK Luboš Šebrov	CZ 1978	Mitsubishi Lancer EVO 8 S1+2000/4WD	1:31.58 (1./1.) 1:29.43 (1./1.)	1.66 1.67 1.68	4.94 4.96 4.97	1:27.74 (3./2.) 1:27.05 (2./1.) +27.91 (3./2.)	+3,290 +0,330	2:54.79 (2.) 123,577 Δ 0,690 (15.)
4.	111	ČIKOR Radomir Max Motorsport	SK 1971	Mitsubishi Lancer Evolution E1+2000/4WD	1:39.73 (5./1.) 1:32.45 (3./1.)	1.75 1.74 1.65	4.58 4.73 4.68	1:27.88 (4./1.) +28.15 (3./1.) 1:27.50 (2./1.)	+3,880 +0,590	2:55.38 (1.) 123,161 Δ 0,380 (10.)
5.	602	HROUZEK Karel Újezd u Brna	CZ 1984	Mitsubishi evo 9 S1+2000/4WD	1:37.13 (3./3.) 1:33.87 (4./3.)	1.58 1.67 1.68	4.72 4.84 4.89	1:32.87 (5./3.) 1:33.19 (6./3.) +33.39 (4./3.)	+14,560 +10,680	3:06.06 (3.) 116,092 Δ 0,320 (7.)
6.	40	OSLADIL Jan Autosport Osladil	CZ 1944	NF Delta 2 E2/C-1600	1:42.05 (7./1.) 1:37.79 (8./1.)	1.66 1.74	5.13 5.27	1:33.11 (6./1.) 1:35.46 (9./1.) -DNS-	+17,070 +2,510	3:08.57 (1.) 114,546 Δ 2,350 (28.)
7.	747	KROPÁČ Miroslav Vetcars	CZ 1984	Nissan Sunny GTi S1-2000	1:38.39 (4./1.) 1:36.47 (6./1.)	2.80 2.03 2.07	5.86 5.78 5.81	1:34.41 (8./1.) +34.81 (7./1.) 1:34.49 (6./1.)	+17,400 +0,330	3:08.90 (1.) 114,346 Δ 0,080 (2.)

Rank	No	Driver Entrant	Country Bird	Car Class	Qualification				RACE				Diff. Prev.	TIME Speed (km/h)
					20 m	100 m	m	Time	20m	100m	m	Time		
8.	16	MADRIAN Ferdinand Zmeškal Motorsport	AT 1962	KTM X-Bow E2/C+2000	1:43.87 (8./1.) 1:36.66 (7./1.)	1.83 1.84 1.87	4.93 4.92 4.96	1:37.07 (10./2.) 1:36.10 (10./2.) 1:33.66 (5./1.)	+18,260 +0,860	3:09.76 (2.) 113,828 Δ 2,440 (29.)				
9.	406	KRČMÁŘ Miroslav Racing ATS Trutnov	CZ 1964	MG Metro 4R2 E1-1400	1:43.89 (9./1.) 1:39.91 (9./1.)	1.82 1.78	5.42 5.36	1:36.66 (9./1.) 1:35.01 (8./1.) -DNS-	+20,170 +1,910	3:11.67 (1.) 112,694 Δ 1,650 (21.)				
10.	215	PALAJ Tomáš Kroměříž	CZ 1988	VW GOLF II TDI E1-2000	1:44.85 (12./1.) 1:52.79 (21./1.)	1.73 1.77	5.38 5.42	1:38.78 (13./1.) 1:38.09 (12./1.) 1:37.90 (8./1.)	+24,490 +4,320	3:15.99 (1.) 110,210 Δ 0,190 (4.)				
11.	331	MOLNÁR Ján Homer Racing Team	SK 1968	Škoda Felicia Kit Car E1-1600	2:14.01 (30./2.) 1:41.15 (10./1.)	2.17 2.16	5.88 5.89	1:38.43 (12./1.) 1:39.49 (14./1.) -DNS-	+26,420 +1,930	3:17.92 (1.) 109,135 Δ 1,060 (17.)				
12.	755	MÁLEK Dan Málek-Motorsport	CZ 1976	Škoda Felicia S1-1600	1:47.41 (13./1.) 1:44.50 (13./1.)	2.15 2.15	6.33 6.88	1:42.51 (16./1.) 1:41.90 (15./1.) -DNS-	+32,910 +6,490	3:24.41 (1.) 105,670 Δ 0,610 (14.)				
13.	770	MALEŇÁK Dušan Automotoklub Masarykův okruh	CZ 1977	Škoda 136 GL S1-1600	1:56.65 (19./2.) - DNF -	1.90 1.87 1.89	6.07 6.02 6.09	1:46.95 (18./2.) 1:43.03 (16./2.) 1:43.36 (9./1.)	+34,890 +1,980	3:26.39 (2.) 104,656 Δ 0,330 (9.)				
14.	304	ČADEK Luboš Autopřívěsy Čadek	CZ 1957	Škoda Felicia Pick-Up E1-1600	1:49.75 (15./1.) 1:46.95 (14./2.)	2.22 2.19	6.13 6.09	1:42.90 (17./2.) 1:46.13 (18./2.) -DNS-	+37,530 +2,640	3:29.03 (2.) 103,334 Δ 3,230 (32.)				
15.	409	CHOVANEČ Petr Low Budget Racing Team	CZ 1973	Ford Fiesta E1-1400	1:59.75 (24./2.) 1:54.28 (24./3.)	2.11 2.08 2.06	6.19 6.18 6.33	1:47.26 (19./2.) 1:47.57 (21./2.) 2:02.54 (21./2.)	+43,330 +5,800	3:34.83 (2.) 100,545 Δ 0,310 (6.)				
16.	60	ZOUFALÝ Karel Autocross Team K & M	CZ 1954	Škoda Felicia KIT CAR E2SH	1:53.22 (18./3.) 1:49.98 (16./3.)	2.20 2.21	5.95 5.97	1:48.65 (21./3.) 1:46.66 (19./3.) -DNS-	+43,810 +0,480	3:35.31 (1.) 100,320 Δ 1,990 (27.)				
17.	17	JAROSZEWICZ Joanna Zmeškal Motorsport	PL 1982	KTM X-Bow E2/C+2000	2:16.41 (31./5.) 2:02.21 (29./5.)	2.07 2.41	5.66 5.90	1:58.59 (32./5.) 1:50.19 (23./4.) 1:46.99 (11./2.)	+45,680 +1,870	3:37.18 (3.) 99,457 Δ 3,200 (31.)				
18.	25	PIPEK Marcel Subaru Crossport Jeseník	CZ 1931	PRC Opel E2/C-2000	2:02.33 (26./1.) 1:53.44 (23./1.)	1.69 1.86	5.19 5.28	1:50.08 (23./1.) 1:50.32 (24./1.) -DNS-	+48,900 +3,220	3:40.40 (1.) 98,004 Δ 0,240 (5.)				
19.	408	CHOVANEČ Pavel Low Budget Racing Team	CZ 1977	Ford Fiesta E1-1400	2:02.01 (25./3.) 1:51.57 (19./2.)	2.61 2.23	6.77 6.44	1:50.47 (24./3.) 1:50.15 (22./3.) 1:50.72 (16./1.)	+49,120 +0,220	3:40.62 (3.) 97,906 Δ 0,320 (7.)				
20.	103	DUCHOŇ Oldřich Auto Duchoň Racing Team	CZ 1962	Mazda 323 4WD E1+2000/4WD	1:50.67 (16./2.) 1:51.13 (18./2.)	1.99 2.06 2.17	6.13 6.18 6.68	1:55.97 (29./2.) 1:51.90 (27./2.) 1:50.15 (15./2.)	+50,550 +1,430	3:42.05 (2.) 97,275 Δ 1,750 (23.)				
21.	61	ZOUFALÁ Martina Autocross Team K & M	CZ 1989	Škoda Felicia KIT CAR E2SH	1:58.21 (22./4.) 1:55.81 (26./4.)	2.33 2.42 2.36	6.42 6.58 6.46	1:54.44 (28./4.) 1:51.77 (25./5.) 1:52.73 (18./1.)	+53,000 +2,450	3:44.50 (2.) 96,214 Δ 0,960 (16.)				
22.	216	SVOBODOVÁ Jitka Kroměříž	CZ 1988	VW Golf II E1-2000	1:57.25 (20./2.) 1:55.80 (25./2.)	2.26 1.91 1.81	6.08 5.66 5.55	1:53.10 (27./2.) 1:54.64 (31./2.) 1:51.73 (17./2.)	+53,330 +0,330	3:44.83 (2.) 96,073 Δ 1,370 (19.)				
23.	775	HAVLÍK Michal Team Michal Havlík	CZ 1984	Škoda 136 rapid S1-1600	1:59.72 (23./3.) 1:55.83 (27./2.)	2.22 2.32	6.97 7.19	1:52.98 (26./3.) 1:51.88 (26./3.) -DNS-	+53,360 +0,030	3:44.86 (3.) 96,060 Δ 1,100 (18.)				
24.	238	ŠTĚPÁNEK Milan Štěpa Racing Team	CZ 1952	BMW 318 is E1-2000	2:08.21 (29./3.) 2:05.21 (30./3.)	1.97 2.03 1.96	6.32 6.43 6.30	2:03.36 (33./3.) 2:02.79 (32./3.) 2:02.35 (20./3.)	+73,640 +20,280	4:05.14 (3.) 88,113 Δ 0,440 (12.)				
Berg Cup Historic Cars														
1.	972	OSKAR Král jun. SK Industrietechnik Modřice	CZ 1986	Škoda 136 RS HA1-1300	1:41.07 (6./1.) 1:35.97 (5./1.)	2.08 2.03	5.82 5.79	1:33.91 (7./1.) 1:32.23 (5./1.) -DNS-		3:06.14 (1.) 116,042 Δ 1,680 (22.)				
2.	909	KOZMANN Ladislav Sport Line Racing Team Bratislava	SK 1956	VW Scirocco HA1-2000	1:44.59 (10./1.) 1:44.06 (12./2.)	2.04 2.00 1.93	5.79 5.66 5.65	1:40.04 (14./1.) 1:36.52 (11./1.) 1:36.49 (7./1.)	+6,870 +6,870	3:13.01 (1.) 111,911 Δ 0,030 (1.)				
3.	916	KONICAR Vladimír SK Industrietechnik Modřice	CZ 1965	BMW 2002 TI HA1-2000	1:48.39 (14./2.) 1:43.20 (11./1.)	2.08 2.03	5.98 5.94	1:40.09 (15./2.) 1:38.71 (13./2.) -DNS-	+12,660 +5,790	3:18.80 (2.) 108,652 Δ 1,380 (20.)				
4.	801	OSLADIL Jan jr. Autosport Osladil	CZ 1968	MTX 1-01 F Skoda HA2	1:57.48 (21./1.) 1:51.75 (20./1.)	2.37 2.31 2.31	6.32 6.35 6.28	1:48.17 (20./2.) 1:45.53 (17./1.) 1:45.12 (10./1.)	+24,510 +11,850	3:30.65 (1.) 102,540 Δ 0,410 (11.)				
5.	932	HEIER Ondřej Martin Chytil Team	CZ 1991	Škoda 130 L HA1-2000	1:53.00 (17./3.) 1:50.44 (17./3.)	2.01 1.90 1.96	6.30 6.15 6.24	1:49.23 (22./3.) 1:47.34 (20./3.) 1:49.65 (14./2.)	+30,430 +5,920	3:36.57 (3.) 99,737 Δ 1,890 (25.)				
6.	899	ONDREJKA Ján JOSK Racing Team	SK 1953	Škoda 200 RS HA1+2000	2:03.43 (27./1.) 1:58.61 (28./1.)	1.81 1.78 1.78	5.76 5.72 5.81	1:52.17 (25./1.) 1:52.66 (28./1.) 1:49.08 (13./1.)	+35,110 +4,680	3:41.25 (1.) 97,627 Δ 3,090 (30.)				
7.	812	HLAVINKA Josef Team Estonia	CZ 1966	Formule Estonia HA2	- DNF - - DNS -	2.16 2.03 2.29	6.14 5.93 5.85	1:57.92 (31./3.) 1:54.45 (30./2.) 1:48.96 (12./2.)	+37,270 +2,160	3:43.41 (2.) 96,683 Δ 5,490 (34.)				
8.	958	GALLO Pavel Scuderia Gallo	SK 1946	Fiat 128 Sport Coupé HA1-1300	2:03.85 (28./2.) 1:53.35 (22./2.)	2.38 2.38 2.40	6.32 6.33 6.32	1:57.34 (30./2.) 1:53.74 (29./2.) 1:53.92 (19./1.)	+41,520 +4,250	3:47.66 (2.) 94,878 Δ 0,180 (3.)				
9.	923	ŽÁČEK Michal Přemysl Žáček	CZ 2000	Škoda Octavia, r.v. 1960 HA1-2000	2:36.81 (32./4.) 2:29.86 (31./4.)	2.46 2.47 2.49	7.50 7.42 7.48	2:28.25 (34./4.) 2:20.98 (33./4.) 2:24.98 (22./3.)	+99,820 +58,300	4:45.96 (4.) 75,535 Δ 4,000 (33.)				




Rank	№	Driver Entrant	Country Bird	Car Class	Qualification				RACE				Diff. Prev. Speed (km/h)	TIME Speed (km/h)
					20 m	100 m	m	Time	20m	100m	m	Time		
10.	990	MARČÁK Pavel HM motorsport	CZ 1982	Fiat 126 HA1-1300			2:37.97 (33./3.) 2:31.81 (32./3.)	2.66 2.50	8.67 8.47	2:29.55 (35./3.) 2:27.64 (34./3.)	-DNS-	+111,050 +11,230	4:57.19 (3.) 72,681 Δ 1,910 (26.)	
	810	TYKAL Petr SK Industrietechnik Modřice	CZ 1968	Formule MTX1-03 HA2			- DNS - - DNS -	1.91 2.05	5.46 5.63	1:38.41 (11./1.)	- DNF - -DNS-		- DNF -	


Competition / Weather Information

Qualification					RACE				
	Time	Weather	Temp. (°C)			Time	Weather	Temp. (°C)	
			Air	Road				Air	Road
1st Round	09:31 - 10:38				1st Round	13:31 - 14:15			
2nd Round	10:56 - 11:38				2nd Round	14:46 - 16:10			
					3rd Round	16:24 - 16:55			

Statistics

		Time			Speed (km/h)			Competitors / Nations		
		Min	Max	Avg.	Max	Min	Avg.	in start list	started	with results
Qualification	1st Round	1:31.580	2:37.970	1:54.575	117,930	68,367	94,261	66/4	34/4	33/4
	2nd Round	1:29.430	2:31.810	1:49.496	120,765	71,142	98,633	66/4	33/4	32/4
RACE	1st Round	1:26.680	2:29.550	1:46.385	124,596	72,217	101,518	66/4	35/4	35/4
	2nd Round	1:24.820	2:27.640	1:45.297	127,328	73,151	102,566	66/4	35/4	34/4
	3rd Round	1:26.940	2:24.980	1:45.934	124,224	74,493	101,950	66/4	22/4	22/4

Race Director	Sport Marshal IHA	Main Timekeeper
		
GÄNSDORFER Aleš (CZE)	BARTL Miroslav (CZE)	ŠABÍK Ľuboš (SVK)




BERG CUP 2011

LIQUI MOLY BERG CUP 2010



Mohyla Míru, 16.4.2011

Újezd u Brna, 15. – 16. 4. 2011



Jury / Competition Management		Hill Data	
Chief of Competition	GÄNSDORFER Aleš (CZE)	Start Altitude	222 m
Race Director	GÄNSDORFER Aleš (CZE)	Finish Altitude	312 m
Vice chairman	BEZOKI Josef (CZE)	Vertical Drop	90 m
Sport Marshal IHA	BARTL Miroslav (CZE)	Course Length	3000 m
Technical Marshal IHA	DANĚK Pavel (CZE)	Min course Width	6 m
		Count of right-hand bend	
		Count of left-hand bend	
		Hill Record	2007, Miloš Zmeškal Dallara 399 F3: 1:18.041



Rank	№	Driver Entrant	Country Bird	Car Class	Qualification		RACE				Diff. Prev.	TIME Speed (km/h)
					20 m	100 m	m	Time	20m	100m		
Berg Cup Actual Cars												
CLASS S1-1600												
1.	755	MÁLEK Dan Málek-Motorsport	CZ 1976	Škoda Felicia S1-1600	1:47.41 (13./1.) 1:44.50 (13./1.)	2.15 2.15	6.33 6.88	1:42.51 (16./1.) 1:41.90 (15./1.)	-DNS-		3:24.41 (12.) 105,670	
2.	770	MALEŇÁK Dušan Automotoklub Masarykův okruh 1977	CZ 1977	Škoda 136 GL S1-1600	1:56.65 (19./2.) - DNF -	1.90 1.87 1.89	6.07 6.02 6.09	1:46.95 (18./2.) 1:43.03 (16./2.) 1:43.36 (9./1.)	+1,980 +1,980	3:26.39 (13.) 104,656		
3.	775	HAVLÍK Michal Team Michal Havlík	CZ 1984	Škoda 136 rapid S1-1600	1:59.72 (23./3.) 1:55.83 (27./2.)	2.22 2.32	6.97 7.19	1:52.98 (26./3.) 1:51.88 (26./3.)	+20,450 +18,470	3:44.86 (23.) 96,060		
CLASS S1-2000												
1.	747	KROPÁČ Miroslav Vetcars	CZ 1984	Nissan Sunny GTi S1-2000	1:38.39 (4./1.) 1:36.47 (6./1.)	2.80 2.03 2.07	5.86 5.78 5.81	1:34.41 (8./1.) 1:34.81 (7./1.) 1:34.49 (6./1.)		3:08.90 (7.) 114,346		
CLASS S1+2000/4WD												
1.	648	STEHLÍK Karel KV Motorsport Team	CZ 1980	Mitsubishi Lancer Evo IX S1+2000/4WD	1:32.53 (2./2.) 1:29.62 (2./2.)	1.66 1.54 1.52	4.94 4.81 4.79	1:27.52 (2./1.) 1:29.23 (4./2.) 1:26.94 (1./1.)		2:54.46 (2.) 123,811		
2.	608	HAVLÍČEK Luboš Šebrov	CZ 1978	Mitsubishi Lancer EVO 8 S1+2000/4WD	1:31.58 (1./1.) 1:29.43 (1./1.)	1.66 1.67 1.68	4.94 4.96 4.97	1:27.74 (3./2.) 1:27.05 (2./1.) 1:27.91 (3./2.)	+0,330 +0,330	2:54.79 (3.) 123,577		

Rank	№	Driver Entrant	Country Bird	Car Class	Qualification				RACE				Diff. Prev.	TIME Speed (km/h)
					20 m	100 m	m	Time	20m	100m	m	Time		
3.	602	HROUZEK Karel Újezd u Brna	CZ 1984	Mitsubishi evo 9 S1+2000/4WD			1:37.13 (3./3.) 1:33.87 (4./3.)	1:58 1.67 1.68	4:72 4.84 4.89	1:32.87 (5./3.) 1:33.19 (6./3.) 1:33.39 (4./3.)	+11,600 +11,270	3:06.06 (5.) 116,092		
CLASS E1-1400														
1.	406	KRČMÁŘ Miroslav Racing ATS Trutnov	CZ 1964	MG Metro 4R2 E1-1400			1:43.89 (9./1.) 1:39.91 (9./1.)	1.82 1.78	5:42 5.36	1:36.66 (9./1.) 1:35.01 (8./1.) -DNS-		3:11.67 (9.) 112,694		
2.	409	CHOVANEK Petr Low Budget Racing Team	CZ 1973	Ford Fiesta E1-1400			1:59.75 (24./2.) 1:54.28 (24./3.)	2.11 2.08 2.06	6:19 6.18 6.33	1:47.26 (19./2.) 1:47.57 (21./2.) 2:02.54 (21./2.)	+23,160 +23,160	3:34.83 (15.) 100,545		
3.	408	CHOVANEK Pavel Low Budget Racing Team	CZ 1977	Ford Fiesta E1-1400			2:02.01 (25./3.) 1:51.57 (19./2.)	2.61 2.23	6:77 6.44	1:50.47 (24./3.) 1:50.15 (22./3.) +50.72 (16./1.)	+28,950 +5,790	3:40.62 (19.) 97,906		
CLASS E1-1600														
1.	331	MOLNÁR Ján Homer Racing Team	SK 1968	Škoda Felicia Kit Car E1-1600			2:14.01 (30./2.) 1:41.15 (10./1.)	2.17 2.16	5:88 5.89	1:38.43 (12./1.) 1:39.49 (14./1.) -DNS-		3:17.92 (11.) 109,135		
2.	304	ČADEK Luboš Autopřivěsy Čadek	CZ 1957	Škoda Felicia Pick-Up E1-1600			1:49.75 (15./1.) 1:46.95 (14./2.)	2.22 2.19	6:13 6.09	1:42.90 (17./2.) 1:46.13 (18./2.) -DNS-	+11,110 +11,110	3:29.03 (14.) 103,334		
CLASS E1-2000														
1.	215	PALAJ Tomáš Kroměříž	CZ 1988	VW GOLF II TDI E1-2000			1:44.85 (12./1.) 1:52.79 (21./1.)	1.73 1.77	5:38 5.42	1:38.78 (13./1.) 1:38.09 (12./1.) 1:37.90 (8./1.)		3:15.99 (10.) 110,210		
2.	216	SVOBODOVÁ Jitka Kroměříž	CZ 1988	VW Golf II E1-2000			1:57.25 (20./2.) 1:55.80 (25./2.)	2.26 1.91 1.81	6:08 5.66 5.55	1:53.10 (27./2.) 1:54.64 (31./2.) 1:51.73 (17./2.)	+28,840 +28,840	3:44.83 (22.) 96,073		
3.	238	ŠTĚPÁNEK Milan Štěpa Racing Team	CZ 1952	BMW 318 is E1-2000			2:08.21 (29./3.) 2:05.21 (30./3.)	1.97 2.03 1.96	6:32 6.43 6.30	2:03.36 (33./3.) 2:02.79 (32./3.) 2:02.35 (20./3.)	+49,150 +20,310	4:05.14 (24.) 88,113		
CLASS E1+2000/4WD														
1.	111	ČIKOR Radomir Max Motorsport	SK 1971	Mitsubishi Lancer Evolution E1+2000/4WD			1:39.73 (5./1.) 1:32.45 (3./1.)	1.75 1.74 1.65	4:58 4.73 4.68	1:27.88 (4./1.) 1:28.15 (3./1.) 1:27.50 (2./1.)		2:55.38 (4.) 123,161		
2.	103	DUCHOŇ Oldřich Auto Duchoň Racing Team	CZ 1962	Mazda 323 4WD E1+2000/4WD			1:50.67 (16./2.) 1:51.13 (18./2.)	1.99 2.06 2.17	6:13 6.18 6.68	1:55.97 (29./2.) 1:51.90 (27./2.) 1:50.15 (15./2.)	+46,670 +46,670	3:42.05 (20.) 97,275		
CLASS E2SH														
1.	60	ZOUFALÝ Karel Autocross Team K & M	CZ 1954	Škoda Felicia KIT CAR E2SH			1:53.22 (18./3.) 1:49.98 (16./3.)	2.20 2.21	5:95 5.97	1:48.65 (21./3.) 1:46.66 (19./3.) -DNS-		3:35.31 (16.) 100,320		
2.	61	ZOUFALÁ Martina Autocross Team K & M	CZ 1989	Škoda Felicia KIT CAR E2SH			1:58.21 (22./4.) 1:55.81 (26./4.)	2.33 2.42 2.36	6:42 6.58 6.46	1:54.44 (28./4.) 1:51.77 (25./5.) 1:52.73 (18./1.)	+9,190 +9,190	3:44.50 (21.) 96,214		
CLASS E2/C-1600														
1.	40	OSLADIL Jan Autosport Osladil	CZ 1944	NF Delta 2 E2/C-1600			1:42.05 (7./1.) 1:37.79 (8./1.)	1.66 1.74	5:13 5.27	1:33.11 (6./1.) 1:35.46 (9./1.) -DNS-		3:08.57 (6.) 114,546		
CLASS E2/C-2000														
1.	25	PIPEK Marcel Subaru Crossport Jeseník	CZ 1931	PRC Opel E2/C-2000			2:02.33 (26./1.) 1:53.44 (23./1.)	1.69 1.86	5:19 5.28	1:50.08 (23./1.) 1:50.32 (24./1.) -DNS-		3:40.40 (18.) 98,004		
CLASS E2/C+2000														
1.	19	BUHEGGER Siegfried Zmeškal Motorsport	AT 1982	KTM X-Bow E2/C+2000			1:44.78 (11./2.) 1:48.00 (15./2.)	1.60	4:73	1:26.68 (1./1.) 1:24.82 (1./1.) -DNS-		2:51.50 (1.) 125,948		
2.	16	MADRIAN Ferdinand Zmeškal Motorsport	AT 1962	KTM X-Bow E2/C+2000			1:43.87 (8./1.) 1:36.66 (7./1.)	1.83 1.84 1.87	4:93 4.92 4.96	1:37.07 (10./2.) 1:36.10 (10./2.) 1:33.66 (5./1.)	+18,260 +18,260	3:09.76 (8.) 113,828		
3.	17	JAROSZEWICZ Joanna Zmeškal Motorsport	PL 1982	KTM X-Bow E2/C+2000			2:16.41 (31./5.) 2:02.21 (29./5.)	2.07 2.41	5:66 5.90	1:58.59 (32./5.) 1:50.19 (23./4.) 1:46.99 (11./2.)	+45,680 +27,420	3:37.18 (17.) 99,457		
Berg Cup Historic Cars														
CLASS HA1-1300														
1.	972	OSKAR Král jun. SK Industrietechnik Modřice	CZ 1986	Škoda 136 RS HA1-1300			1:41.07 (6./1.) 1:35.97 (5./1.)	2.08 2.03	5:82 5.79	1:33.91 (7./1.) 1:32.23 (5./1.) -DNS-		3:06.14 (1.) 116,042		
2.	958	GALLO Pavel Scuderia Gallo	SK 1946	Fiat 128 Sport Coupé HA1-1300			2:03.85 (28./2.) 1:53.35 (22./2.)	2.38 2.38 2.40	6:32 6.33 6.32	1:57.34 (30./2.) 1:53.74 (29./2.) 1:53.92 (19./1.)	+41,520 +41,520	3:47.66 (8.) 94,878		
3.	990	MARČÁK Pavel HM motorsport	CZ 1982	Fiat 126 HA1-1300			2:37.97 (33./3.) 2:31.81 (32./3.)	2.66 2.50	8:67 8.47	2:29.55 (35./3.) 2:27.64 (34./3.) -DNS-	+111,050 +69,530	4:57.19 (10.) 72,681		
CLASS HA1-2000														

Rank	№	Driver Entrant	Country Bird	Car Class	Qualification				RACE				Diff. Prev.	TIME Speed (km/h)
					20 m	100 m	m	Time	20m	100m	m	Time		
1.	909	KOZMANN Ladislav Sport Line Racing Team Bratislava	SK 1956	VW Scirocco HA1-2000			1:44.59 (10./1.) 1:44.06 (12./2.)	2.04 2.00 1.93	5.79 5.66 5.65	1:40.04 (14./1.) 1:36.52 (11./1.) 1:36.49 (7./1.)		3:13.01 (2.) 111,911		
2.	916	KONICAR Vladimír SK Industrietechnik Modřice	CZ 1965	BMW 2002 T1 HA1-2000			1:48.39 (14./2.) 1:43.20 (11./1.)	2.08 2.03	5.98 5.94	1:40.09 (15./2.) 1:38.71 (13./2.) -DNS-	+5,790 +5,790	3:18.80 (3.) 108,652		
3.	932	HEIER Ondřej Martin Chytil Team	CZ 1991	Škoda 130 L HA1-2000			1:53.00 (17./3.) 1:50.44 (17./3.)	2.01 1.90 1.96	6.30 6.15 6.24	1:49.23 (22./3.) 1:47.34 (20./3.) 1:49.65 (14./2.)	+23,560 +17,770	3:36.57 (5.) 99,737		
4.	923	ŽÁČEK Michal Přemysl Žáček	CZ 2000	Škoda Octavia,r.v.1960 HA1-2000			2:36.81 (32./4.) 2:29.86 (31./4.)	2.46 2.47 2.49	7.50 7.42 7.48	2:28.25 (34./4.) 2:20.98 (33./4.) 2:24.98 (22./3.)	+92,950 +69,390	4:45.96 (9.) 75,535		

CLASS HA1+2000

1.	899	ONDREJKA Ján JOSK Racing Team	SK 1953	Škoda 200 RS HA1+2000			2:03.43 (27./1.) 1:58.61 (28./1.)	1.81 1.78 1.78	5.76 5.72 5.81	1:52.17 (25./1.) 1:52.66 (28./1.) 1:49.08 (13./1.)		3:41.25 (6.) 97,627
----	-----	---	------------	--------------------------	--	--	--------------------------------------	----------------------	----------------------	---	--	-------------------------------

CLASS HA2



1.	801	OSLADIL Jan jr. Autosport Osladil	CZ 1968	MTX 1-01 F Skoda HA2			1:57.48 (21./1.) 1:51.75 (20./1.)	2.37 2.31 2.31	6.32 6.35 6.28	1:48.17 (20./2.) 1:45.53 (17./1.) 1:45.12 (10./1.)		3:30.65 (4.) 102,540
2.	812	HLAVINKA Josef Team Estonia	CZ 1966	Formule Estonia HA2			- DNF - - DNS -	2.16 2.03 2.29	6.14 5.93 5.85	1:57.92 (31./3.) 1:54.45 (30./2.) 1:48.96 (12./2.)	+12,760 +12,760	3:43.41 (7.) 96,683
	810	TYKAL Petr SK Industrietechnik Modřice	CZ 1968	Formule MTX1-03 HA2			- DNS - - DNS -	1.91 2.05	5.46 5.63	1:38.41 (11./1.) - DNF - -DNS-		- DNF -

Competition / Weather Information

Qualification				RACE					
	Time	Weather	Temp. (°C)			Time	Weather	Temp. (°C)	
			Air	Road				Air	Road
1st Round	09:31 - 10:38				1st Round	13:31 - 14:15			
2nd Round	10:56 - 11:38				2nd Round	14:46 - 16:10			
					3rd Round	16:24 - 16:55			

Statistics

		Time			Speed (km/h)			Competitors / Nations		
		Min	Max	Avg.	Max	Min	Avg.	in start list	started	with results
Qualification	1st Round	1:31.580	2:37.970	1:54.575	117,930	68,367	94,261	66/4	34/4	33/4
	2nd Round	1:29.430	2:31.810	1:49.496	120,765	71,142	98,633	66/4	33/4	32/4
RACE	1st Round	1:26.680	2:29.550	1:46.385	124,596	72,217	101,518	66/4	35/4	35/4
	2nd Round	1:24.820	2:27.640	1:45.297	127,328	73,151	102,566	66/4	35/4	34/4
	3rd Round	1:26.940	2:24.980	1:45.934	124,224	74,493	101,950	66/4	22/4	22/4


Race Director GÄNSDORFER Aleš (CZE)	Sport Marshal IHA  BARTL Miroslav (CZE)	Main Timekeeper  ŠABÍK Ľuboš (SVK)
--	--	---

LIQUI MOLY BERG CUP 2011

LIQUI MOLY BERG CUP 2010

Mohyla Míru, 16.4.2011

Újezd u Brna, 15. – 16. 4. 2011



Jury / Competition Management		Hill Data	
Chief of Competition	GÄNSDORFER Aleš (CZE)	Start Altitude	222 m
Race Director	GÄNSDORFER Aleš (CZE)	Finish Altitude	312 m
Vice chairman	BEZOKI Josef (CZE)	Vertical Drop	90 m
Sport Marshal IHA	BARTL Miroslav (CZE)	Course Length	3000 m
Technical Marshal IHA	DANĚK Pavel (CZE)	Min course Width	6 m
		Count of right-hand bend	
		Count of left-hand bend	
		Hill Record	2007, Miloš Zmeškal Dallara 399 F3: 1:18.041



Rank	No	Driver Entrant	Country Bird	Car Class	Qualification		RACE		Diff. Prev.	TIME Speed (km/h)
					20 m	100 m	m	Time		

Berg Cup Actual Cars

GROUP S1

1.	648	STEHLÍK Karel KV Motorsport Team	CZ 1980	Mitsubishi Lancer Evo IX S1+2000/4WD	1:32.53 (2./2.) 1:29.62 (2./2.)	1.66 1.54 1.52	4.94 4.81 4.79	1:27.52 (2./1.) 1:29.23 (4./2.) 1:26.94 (1./1.)		2:54.46 (2.) 123,811
2.	608	HAVLÍČEK Luboš Šebrov	CZ 1978	Mitsubishi Lancer EVO 8 S1+2000/4WD	1:31.58 (1./1.) 1:29.43 (1./1.)	1.66 1.67 1.68	4.94 4.96 4.97	1:27.74 (3./2.) 1:27.05 (2./1.) 1:27.91 (3./2.)	+0,330 +0,330	2:54.79 (3.) 123,577
3.	602	HROUZEK Karel Újezd u Brna	CZ 1984	Mitsubishi evo 9 S1+2000/4WD	1:37.13 (3./3.) 1:33.87 (4./3.)	1.58 1.67 1.68	4.72 4.84 4.89	1:32.87 (5./3.) 1:33.19 (6./3.) 1:33.39 (4./3.)	+11,600 +11,270	3:06.06 (5.) 116,092
4.	747	KROPÁČ Miroslav Vetcars	CZ 1984	Nissan Sunny GTi S1-2000	1:38.39 (4./1.) 1:36.47 (6./1.)	2.80 2.03 2.07	5.86 5.78 5.81	1:34.41 (8./1.) 1:34.81 (7./1.) 1:34.49 (6./1.)	+14,440 +2,840	3:08.90 (7.) 114,346
5.	755	MÁLEK Dan Málek-Motorsport	CZ 1976	Škoda Felicia S1-1600	1:47.41 (13./1.) 1:44.50 (13./1.)	2.15 2.15	6.33 6.88	1:42.51 (16./1.) 1:41.90 (15./1.) -DNS-	+29,950 +15,510	3:24.41 (12.) 105,670
6.	770	MALEŇÁK Dušan Automotoklub Masarykův okruh 1977	CZ 1977	Škoda 136 GL S1-1600	1:56.65 (19./2.) - DNF -	1.90 1.87 1.89	6.07 6.02 6.09	1:46.95 (18./2.) 1:43.03 (16./2.) 1:43.36 (9./1.)	+31,930 +1,980	3:26.39 (13.) 104,656
7.	775	HAVLÍK Michal Team Michal Havlík	CZ 1984	Škoda 136 rapid S1-1600	1:59.72 (23./3.) 1:55.83 (27./2.)	2.22 2.32	6.97 7.19	1:52.98 (26./3.) 1:51.88 (26./3.) -DNS-	+50,400 +18,470	3:44.86 (23.) 96,060

Rank	No	Driver Entrant	Country Bird	Car Class	Qualification				RACE				Diff. Prev.	TIME Speed (km/h)
					20 m	100 m	m	Time	20m	100m	m	Time		
GROUP E1														
1.	111	ČIKOR Radomir Max Motorsport	SK 1971	Mitsubishi Lancer Evolution E1+2000/4WD	1:39.73 (5./1.) 1:32.45 (3./1.)	1.75 1.74 1.65	4.58 4.73 4.68	1:27.88 (4./1.) 1:28.15 (3./1.) 1:27.50 (2./1.)					2:55.38 (4.) 123,161	
2.	406	KRČMÁŘ Miroslav Racing ATS Trutnov	CZ 1964	MG Metro 4R2 E1-1400	1:43.89 (9./1.) 1:39.91 (9./1.)	1.82 1.78	5.42 5.36	1:36.66 (9./1.) 1:35.01 (8./1.) -DNS-	+16,290 +16,290				3:11.67 (9.) 112,694	
3.	215	PALAJ Tomáš Kroměříž	CZ 1988	VW GOLF II TDI E1-2000	1:44.85 (12./1.) 1:52.79 (21./1.)	1.73 1.77	5.38 5.42	1:38.78 (13./1.) 1:38.09 (12./1.) 1:37.90 (8./1.)	+20,610 +4,320				3:15.99 (10.) 110,210	
4.	331	MOLNÁR Ján Homer Racing Team	SK 1968	Škoda Felicia Kit Car E1-1600	2:14.01 (30./2.) 1:41.15 (10./1.)	2.17 2.16	5.88 5.89	1:38.43 (12./1.) 1:39.49 (14./1.) -DNS-	+22,540 +1,930				3:17.92 (11.) 109,135	
5.	304	ČADEK Luboš Autopřívěsy Čadek	CZ 1957	Škoda Felicia Pick-Up E1-1600	1:49.75 (15./1.) 1:46.95 (14./2.)	2.22 2.19	6.13 6.09	1:42.90 (17./2.) 1:46.13 (18./2.) -DNS-	+33,650 +11,110				3:29.03 (14.) 103,334	
6.	409	CHOVANEČ Petr Low Budget Racing Team	CZ 1973	Ford Fiesta E1-1400	1:59.75 (24./2.) 1:54.28 (24./3.)	2.11 2.08 2.06	6.19 6.18 6.33	1:47.26 (19./2.) 1:47.57 (21./2.) 2:02.54 (21./2.)	+39,450 +5,800				3:34.83 (15.) 100,545	
7.	408	CHOVANEČ Pavel Low Budget Racing Team	CZ 1977	Ford Fiesta E1-1400	2:02.01 (25./3.) 1:51.57 (19./2.)	2.61 2.23	6.77 6.44	1:50.47 (24./3.) 1:50.15 (22./3.) 1:50.72 (16./1.)	+45,240 +5,790				3:40.62 (19.) 97,906	
8.	103	DUCHOŇ Oldřich Auto Duchoň Racing Team	CZ 1962	Mazda 323 4WD E1+2000/4WD	1:50.67 (16./2.) 1:51.13 (18./2.)	1.99 2.06 2.17	6.13 6.18 6.68	1:55.97 (29./2.) 1:51.90 (27./2.) 1:50.15 (15./2.)	+46,670 +1,430				3:42.05 (20.) 97,275	
9.	216	SVOBODOVÁ Jitka Kroměříž	CZ 1988	VW Golf II E1-2000	1:57.25 (20./2.) 1:55.80 (25./2.)	2.26 1.91 1.81	6.08 5.66 5.55	1:53.10 (27./2.) 1:54.64 (31./2.) 1:51.73 (17./2.)	+49,450 +2,780				3:44.83 (22.) 96,073	
10.	238	ŠTĚPÁNEK Milan Štěpa Racing Team	CZ 1952	BMW 318 is E1-2000	2:08.21 (29./3.) 2:05.21 (30./3.)	1.97 2.03 1.96	6.32 6.43 6.30	2:03.36 (33./3.) 2:02.79 (32./3.) 2:02.35 (20./3.)	+69,760 +20,310				4:05.14 (24.) 88,113	
GROUP E2/C														
1.	19	BUCHEGGER Siegfried Zmeškal Motorsport	AT 1982	KTM X-Bow E2/C+2000	1:44.78 (11./2.) 1:48.00 (15./2.)	1.60	4.73	1:26.68 (1./1.) 1:24.82 (1./1.) -DNS-					2:51.50 (1.) 125,948	
2.	40	OSLADIL Jan Autosport Osladil	CZ 1944	NF Delta 2 E2/C-1600	1:42.05 (7./1.) 1:37.79 (8./1.)	1.66 1.74	5.13 5.27	1:33.11 (6./1.) 1:35.46 (9./1.) -DNS-	+17,070 +17,070				3:08.57 (6.) 114,546	
3.	16	MADRIAN Ferdinand Zmeškal Motorsport	AT 1962	KTM X-Bow E2/C+2000	1:43.87 (8./1.) 1:36.66 (7./1.)	1.83 1.84 1.87	4.93 4.92 4.96	1:37.07 (10./2.) 1:36.10 (10./2.) 1:33.66 (5./1.)	+18,260 +1,190				3:09.76 (8.) 113,828	
4.	17	JAROSZEWICZ Joanna Zmeškal Motorsport	PL 1982	KTM X-Bow E2/C+2000	2:16.41 (31./5.) 2:02.21 (29./5.)	2.07 2.41	5.66 5.90	1:58.59 (32./5.) 1:50.19 (23./4.) 1:46.99 (11./2.)	+45,680 +27,420				3:37.18 (17.) 99,457	
5.	25	PIPEK Marcel Subaru Crossport Jeseník	CZ 1931	PRC Opel E2/C-2000	2:02.33 (26./1.) 1:53.44 (23./1.)	1.69 1.86	5.19 5.28	1:50.08 (23./1.) 1:50.32 (24./1.) -DNS-	+48,900 +3,220				3:40.40 (18.) 98,004	
GROUP E2-SH														
1.	60	ZOUFALÝ Karel Autocross Team K & M	CZ 1954	Škoda Felicia KIT CAR E2SH	1:53.22 (18./3.) 1:49.98 (16./3.)	2.20 2.21	5.95 5.97	1:48.65 (21./3.) 1:46.66 (19./3.) -DNS-					3:35.31 (16.) 100,320	
2.	61	ZOUFALÁ Martina Autocross Team K & M	CZ 1989	Škoda Felicia KIT CAR E2SH	1:58.21 (22./4.) 1:55.81 (26./4.)	2.33 2.42 2.36	6.42 6.58 6.46	1:54.44 (28./4.) 1:51.77 (25./5.) 1:52.73 (18./1.)	+9,190 +9,190				3:44.50 (21.) 96,214	
Berg Cup Historic Cars														
GROUP HA1														
1.	972	OSKAR Král jun. SK Industrietechnik Modřice	CZ 1986	Škoda 136 RS HA1-1300	1:41.07 (6./1.) 1:35.97 (5./1.)	2.08 2.03	5.82 5.79	1:33.91 (7./1.) 1:32.23 (5./1.) -DNS-					3:06.14 (1.) 116,042	
2.	909	KOZMANN Ladislav Sport Line Racing Team Bratislava	SK 1956	VW Scirocco HA1-2000	1:44.59 (10./1.) 1:44.06 (12./2.)	2.04 2.00 1.93	5.79 5.66 5.65	1:40.04 (14./1.) 1:36.52 (11./1.) 1:36.49 (7./1.)	+6,870 +6,870				3:13.01 (2.) 111,911	
3.	916	KONICAR Vladimír SK Industrietechnik Modřice	CZ 1965	BMW 2002 TI HA1-2000	1:48.39 (14./2.) 1:43.20 (11./1.)	2.08 2.03	5.98 5.94	1:40.09 (15./2.) 1:38.71 (13./2.) -DNS-	+12,660 +5,790				3:18.80 (3.) 108,652	
4.	932	HEIER Ondřej Martin Chytil Team	CZ 1991	Škoda 130 L HA1-2000	1:53.00 (17./3.) 1:50.44 (17./3.)	2.01 1.90 1.96	6.30 6.15 6.24	1:49.23 (22./3.) 1:47.34 (20./3.) 1:49.65 (14./2.)	+30,430 +17,770				3:36.57 (5.) 99,737	
5.	899	ONDREJKA Ján JOSK Racing Team	SK 1953	Škoda 200 RS HA1+2000	2:03.43 (27./1.) 1:58.61 (28./1.)	1.81 1.78 1.78	5.76 5.72 5.81	1:52.17 (25./1.) 1:52.66 (28./1.) 1:49.08 (13./1.)	+35,110 +4,680				3:41.25 (6.) 97,627	
6.	958	GALLO Pavel Scuderia Gallo	SK 1946	Fiat 128 Sport Coupé HA1-1300	2:03.85 (28./2.) 1:53.35 (22./2.)	2.38 2.38 2.40	6.32 6.33 6.32	1:57.34 (30./2.) 1:53.74 (29./2.) 1:53.92 (19./1.)	+41,520 +6,410				3:47.66 (8.) 94,878	
7.	923	ŽÁČEK Michal Přemysl Žáček	CZ 2000	Škoda Octavia, r.v. 1960 HA1-2000	2:36.81 (32./4.) 2:29.86 (31./4.)	2.46 2.47 2.49	7.50 7.42 7.48	2:28.25 (34./4.) 2:20.98 (33./4.) 2:24.98 (22./3.)	+99,820 +58,300				4:45.96 (9.) 75,535	

Rank	№	Driver Entrant	Country Bird	Car Class	Qualification				RACE				Diff. Prev.	TIME Speed (km/h)
					20 m	100 m	m	Time	20m	100m	m	Time		
8.	990	MARČÁK Pavel HM motorsport	CZ 1982	Fiat 126 HA1-1300			2:37.97 (33./3.) 2:31.81 (32./3.)	2.66 2.50	8.67 8.47	2:29.55 (35./3.) 2:27.64 (34./3.)	DNS	+111.05 0 +11.230	4:57.19 (10.) 72,681	

GROUP HA2



1.	801	OSLADIL Jan jr. Autosport Osladil	CZ 1968	MTX 1-01 F Skoda HA2		1:57.48 (21./1.) 1:51.75 (20./1.)	2.37 2.31 2.31	6.32 6.35 6.28	1:48.17 (20./2.) 1:45.53 (17./1.) 1:45.12 (10./1.)			3:30.65 (4.) 102,540
2.	812	HLAVINKA Josef Team Estonia	CZ 1966	Formule Estonia HA2		- DNF - - DNS -	2.16 2.03 2.29	6.14 5.93 5.85	1:57.92 (31./3.) 1:54.45 (30./2.) 1:48.96 (12./2.)	+12,760 +12,760		3:43.41 (7.) 96,683
	810	TYKAL Petr SK Industrietechnik Modřice	CZ 1968	Formule MTX1-03 HA2		- DNS - - DNS -	1.91 2.05	5.46 5.63	1:38.41 (11./1.) - DNF - DNS			- DNF -

Competition / Weather Information

Qualification					RACE				
	Time	Weather	Temp. (°C)			Time	Weather	Temp. (°C)	
			Air	Road				Air	Road
1st Round	09:31 - 10:38				1st Round	13:31 - 14:15			
2nd Round	10:56 - 11:38				2nd Round	14:46 - 16:10			
					3rd Round	16:24 - 16:55			

Statistics

		Time			Speed (km/h)			Competitors / Nations		
		Min	Max	Avg.	Max	Min	Avg.	in start list	started	with results
Qualification	1st Round	1:31.580	2:37.970	1:54.575	117,930	68,367	94,261	66/4	34/4	33/4
	2nd Round	1:29.430	2:31.810	1:49.496	120,765	71,142	98,633	66/4	33/4	32/4
RACE	1st Round	1:26.680	2:29.550	1:46.385	124,596	72,217	101,518	66/4	35/4	35/4
	2nd Round	1:24.820	2:27.640	1:45.297	127,328	73,151	102,566	66/4	35/4	34/4
	3rd Round	1:26.940	2:24.980	1:45.934	124,224	74,493	101,950	66/4	22/4	22/4

Race Director	Sport Marshal IHA	Main Timekeeper
GÄNSDORFER Aleš (CZE)	 BARTL Miroslav (CZE)	 ŠABÍK Ľuboš (SVK)

**LIQUI
MOLY**

BERG CUP 2011


LIQUI MOLY BERG CUP 2010

Mohyla Míru, 16.4.2011

Újezd u Brna, 15. – 16. 4. 2011



Lady Trophy



Jury / Competition Management		Hill Data	
Chief of Competition	GÄNSDORFER Aleš (CZE)	Start Altitude	222 m
Race Director	GÄNSDORFER Aleš (CZE)	Finish Altitude	312 m
Vice chairman	BEZOKI Josef (CZE)	Vertical Drop	90 m
Sport Marshal IHA	BARTL Miroslav (CZE)	Course Length	3000 m
Technical Marshal IHA	DANĚK Pavel (CZE)	Min course Width	6 m
		Count of right-hand bend	
		Count of left-hand bend	
		Hill Record	2007, Miloš Zmeškal Dallara 399 F3: 1:18.041



B&Belektro






Rank	№	Driver Entrant	Country Bird	Car Class	Qualification		RACE				Diff. Prev.	TIME Speed (km/h)
					20 m	100 m	m	Time	20m	100m		
1.	17	JAROSZEWICZ Joanna Zmeškal Motorsport	PL 1982	KTM X-Bow E2/C+2000		2:16.41 (31./5.) 2:02.21 (29./5.)	2.07 2.41	5.66 5.90	1:58.59 (32./5.) 1:50.19 (23./4.) 1:46.99 (11./2.)		3:37.18 (3.) 99,457	
2.	216	SVOBODOVÁ Jitka Kroměříž	CZ 1988	VW Golf II E1-2000		1:57.25 (20./2.) 1:55.80 (25./2.)	2.26 1.91 1.81	6.08 5.66 5.55	1:53.10 (27./2.) 1:54.64 (31./2.) 1:51.73 (17./2.)	+7,650 +7,650	3:44.83 (2.) 96,073	

Rank	№	Driver Entrant	Country Bird	Car Class	Qualification			RACE			Diff. Prev.	TIME Speed (km/h)
					20 m	100 m	m	Time	20m	100m		

Competition / Weather Information									
Qualification					RACE				
	Time	Weather	Temp. (°C)			Time	Weather	Temp. (°C)	
			Air	Road				Air	Road
1st Round	09:31 - 10:38				1st Round	13:31 - 14:15			
2nd Round	10:56 - 11:38				2nd Round	14:46 - 16:10			
					3rd Round	16:24 - 16:55			

Statistics										
		Time			Speed (km/h)			Competitors / Nations		
		Min	Max	Avg.	Max	Min	Avg.	in start list	started	with results
Qualification	1st Round	1:31.580	2:37.970	1:54.575	117,930	68,367	94,261	66/4	34/4	33/4
	2nd Round	1:29.430	2:31.810	1:49.496	120,765	71,142	98,633	66/4	33/4	32/4
RACE	1st Round	1:26.680	2:29.550	1:46.385	124,596	72,217	101,518	66/4	35/4	35/4
	2nd Round	1:24.820	2:27.640	1:45.297	127,328	73,151	102,566	66/4	35/4	34/4
	3rd Round	1:26.940	2:24.980	1:45.934	124,224	74,493	101,950	66/4	22/4	22/4

Race Director	Sport Marshal IHA	Main Timekeeper
		
GÄNSDORFER Aleš (CZE)	BARTL Miroslav (CZE)	ŠABÍK Ľuboš (SVK)

LIQUI MOLY BERG CUP 2011


LIQUI MOLY BERG CUP 2010



Mohyla Míru,
, 15. – 16. 4. 2011



Junior Trophy



Jury / Competition Management		Hill Data	
Chief of Competition	GÄNSDORFER Aleš (CZE)	Start Altitude	222 m
Race Director	GÄNSDORFER Aleš (CZE)	Finish Altitude	312 m
Vice chairman	BEZOKI Josef (CZE)	Vertical Drop	90 m
Sport Marshal IHA	BARTL Miroslav (CZE)	Course Length	3000 m
Technical Marshal IHA	DANĚK Pavel (CZE)	Min course Width	6 m
		Count of right-hand bend	
		Count of left-hand bend	
		Hill Record	2007, Miloš Zmeškal Dallara 399 F3: 1:18.041



B&Belektro



Rank	№	Driver Entrant	Country Bird	Car Class	Qualification		RACE			Diff. Prev.	TIME Speed (km/h)
					m	m	m	m	m		