

LIQUI MOLY BERG CUP 2011

LIQUI MOLY BERG CUP 2011

Mohyla Míru, 17.4.2011

Újezd u Brna, 15. – 17. 4. 2011

Absolute Results



Jury / Competition Management		Hill Data	
Chief of Competition	GÄNSDORFER Aleš (CZE)	Start Altitude	222 m
Race Director	GÄNSDORFER Aleš (CZE)	Finish Altitude	312 m
Vice chairman	BEZOKI Josef (CZE)	Vertical Drop	90 m
Sport Marshal IHA	BARTL Miroslav (CZE)	Course Length	3000 m
Technical Marshal IHA	DANĚK Pavel (CZE)	Min course Width	6 m
		Count of right-hand bend	
		Count of left-hand bend	
		Hill Record	2007, Miloš Zmeškal Dallara 399 F3: 1:18.041



Rank	No	Driver Entrant	Country Bird	Car Class	Qualification		RACE		Diff. Prev. Speed (km/h)	TIME		
					20 m	100 m	m	Time			20m	100m
Berg Cup Actual Cars												
1.	19	BUCHEGGER Siegfried Zmeškal Motorsport	AT 1982	KTM X-Bow E2/C+2000	2.82 1.78	6.26 4.87	1:33.57 (6./2.) 1:27.23 (3./2.)	1.75 1.66	4.81 4.67	1:25.10 (1./1.) 1:23.77 (1./1.) -DNS-	2:48.87 (1.) 127,909 Δ 1,330 (17.)	
2.	10	ZMEŠKAL Miloš Zmeškal Motorsport	CZ 1957	Ralt 032 F3 E2/C+2000	1.62 1.66	4.69 4.58	1:36.81 (8./3.) 1:27.19 (2./1.)	1.62 1.60 1.60	4.57 4.48 4.48	1:27.20 (2./2.) 1:25.79 (2./2.) 1:25.12 (1./1.)	+2,040 +2,040 Δ 0,670 (8.)	2:50.91 (2.) 126,382
3.	608	HAVLÍČEK Luboš Šebrov	CZ 1978	Mitsubishi Lancer EVO 8 S1+2000/4WD	1.65 1.68	4.93 4.96	1:31.14 (3./2.) 1:28.81 (5./2.)	1.61 1.85 1.64	4.81 5.15 4.85	1:27.70 (3./1.) 1:26.16 (3./1.) 1:26.23 (3./2.)	+3,520 +1,480 Δ 0,070 (3.)	2:52.39 (1.) 125,297
4.	648	STEHLÍK Karel KV Motorsport Team	CZ 1980	Mitsubishi Lancer Evo IX S1+2000/4WD	1.56 1.58	4.78 4.83	1:29.18 (2./1.) 1:27.80 (4./1.)	1.51 1.52 1.54	4.70 4.70 4.75	1:28.14 (4./2.) 1:26.56 (4./2.) 1:25.94 (2./1.)	+3,630 +0,110 Δ 0,620 (6.)	2:52.50 (2.) 125,217
5.	601	ČEPIČKA Vlastimil SELM Motor Racing team	CZ 1962	Mitsubishi Lancer Evo X S1+2000/4WD	1.66 1.69	4.92 4.91	1:32.54 (4./3.) 1:32.29 (7./3.)	1.54 1.62 1.60	4.69 4.75 4.79	1:30.60 (5./3.) 1:28.60 (5./3.) 1:30.46 (4./3.)	+10,190 +6,560 Δ 1,860 (20.)	2:59.06 (3.) 120,630
6.	16	MADRIAN Ferdinand Zmeškal Motorsport	AT 1962	KTM X-Bow E2/C+2000	1.81 1.79	4.88 4.82	1:33.07 (5./1.) 1:30.53 (6./3.)	1.83 1.75 1.74	4.86 4.80 4.93	1:32.09 (6./3.) 1:29.97 (6./3.) 1:32.75 (5./2.)	+13,190 +3,000 Δ 2,120 (22.)	3:02.06 (3.) 118,642
7.	40	OSLADIL Jan Autosport Osladil	CZ 1944	NF Delta 2 E2/C-1600	1.90	5.26	1:37.35 (9./1.) - DNS -	1.70 1.77	5.13 5.23	1:33.72 (7./1.) 1:33.79 (7./1.) -DNS-	+18,640 +5,450 Δ 0,070 (3.)	3:07.51 (1.) 115,194

Rank	№	Driver Entrant	Country Bird	Car Class	Qualification			RACE				Diff. Prev.	TIME Speed (km/h)
					20 m	100 m	m	Time	20m	100m	m		
8.	747	KROPÁČ Miroslav Vetcars	CZ 1984	Nissan Sunny GTi S1-2000	2.16 1.95	5.92 5.61	1:36.03 (7./1.) 1:35.38 (8./1.)	1.93 1.98 1.95	5.59 5.84 5.59	1:34.94 (8./1.) 1:37.68 (11./1.) 1:34.06 (6./1.)	+20,130 +1,490	3:09.00 (1.) 114,286 Δ 0,880 (10.)	
9.	666	PAZDERA Ladislav All for Power Racing	CZ 1978	Renault Megane Sport S1+2000/2WD	2.08 2.13	5.63 5.87	1:38.63 (10./1.) 1:37.17 (11./1.)	2.01 1.96 2.24	5.58 5.50 5.84	1:36.92 (11./1.) 1:35.80 (8./1.) 1:35.85 (7./1.)	+22,780 +2,650	3:11.65 (1.) 112,705 Δ 0,050 (2.)	
10.	406	KRČMÁŘ Miroslav Racing ATS Trutnov	CZ 1964	MG Metro 4R2 E1-1400	1.87 1.88	5.39 5.44	1:38.66 (11./1.) 1:35.67 (9./1.)	1.80 1.76	5.36 5.34	1:35.65 (9./1.) 1:36.97 (10./1.) -DNS-	+23,750 +0,970	3:12.62 (1.) 112,138 Δ 1,320 (16.)	
11.	755	MÁLEK Dan Málek-Motorsport	CZ 1976	Škoda Felicia S1-1600	2.33 2.24	6.67 6.51	1:46.18 (12./1.) 1:42.60 (13./1.)	2.24 2.14 2.09	6.36 6.30 6.16	1:41.77 (12./1.) 1:39.45 (12./1.) 1:38.98 (8./1.)	+29,560 +5,810	3:18.43 (1.) 108,855 Δ 0,470 (5.)	
12.	770	MALEŇÁK Dušan Automotoklub Masarykův okruh	CZ 1977	Škoda 136 GL S1-1600	2.09 1.93	6.49 6.05	1:52.41 (20./2.) 1:45.04 (16./2.)	1.90 1.97 1.90	6.00 6.08 5.96	1:43.21 (13./2.) 1:40.63 (14./2.) 1:44.45 (10./2.)	+34,970 +5,410	3:23.84 (2.) 105,965 Δ 2,580 (26.)	
13.	407	KABELE Pavel Low Budget Racing Team	CZ 1973	Ford Fiesta E1-1400	2.11 2.12	6.17 6.15	1:48.79 (15./2.) 1:46.22 (18./3.)	2.11 2.07 2.08	6.17 6.13 6.10	1:48.57 (20./3.) 1:45.14 (17./3.) 1:43.74 (9./1.)	+40,010 +5,040	3:28.88 (2.) 103,409 Δ 1,400 (18.)	
14.	409	CHOVANEC Petr Low Budget Racing Team	CZ 1973	Ford Fiesta E1-1400	2.27 2.17	6.48 6.27	1:50.27 (18./3.) 1:44.84 (15./2.)	2.07 2.10	6.22 6.07 6.12	1:46.41 (16./2.) 1:42.75 (16./2.) 1:48.38 (12./2.)	+40,290 +0,280	3:29.16 (3.) 103,270 Δ 3,660 (28.)	
15.	331	MOLNÁR Ján Homer Racing Team	SK 1968	Škoda Felicia Kit Car E1-1600	2.19	5.83	- DNS - 1:39.43 (12./1.)	2.28 2.27	6.05 5.91	1:47.99 (19./1.) 1:41.55 (15./1.) -DNS-	+40,670 +0,380	3:29.54 (1.) 103,083 Δ 6,440 (30.)	
16.	60	ZOUFALÝ Karel Autocross Team K & M	CZ 1954	Škoda Felicia KIT CAR E2SH	2.26	6.09	1:47.50 (13./1.) - DNS -	2.18 2.18	5.91 5.91	1:46.56 (17./1.) 1:45.82 (18./1.) -DNS-	+43,510 +2,840	3:32.38 (1.) 101,704 Δ 0,740 (9.)	
17.	17	JAROSZEWICZ Joanna Zmeškal Motorsport	PL 1982	KTM X-Bow E2/C+2000	2.23 2.01	5.68 5.46	1:48.93 (16./4.) 1:43.95 (14./4.)	2.50 1.95 1.87	5.45 5.23 5.27	1:46.11 (15./4.) 1:48.32 (21./4.) 1:52.15 (14./3.)	+45,560 +2,050	3:34.43 (4.) 100,732 Δ 2,210 (23.)	
18.	25	PIPEK Marcel Subaru Crossport Jeseník	CZ 1931	PRC Opel E2/C-2000	1.79	5.32	1:59.90 (27./1.) - DNS -	1.86 1.83	5.23 5.49	1:46.97 (18./1.) 1:47.89 (20./1.) -DNS-	+45,990 +0,430	3:34.86 (1.) 100,531 Δ 0,920 (11.)	
19.	61	ZOUFALÁ Martina Autocross Team K & M	CZ 1989	Škoda Felicia KIT CAR E2SH	2.30	6.47	1:51.89 (19./2.) - DNS -	2.45 2.41	6.44 6.41	1:49.70 (21./2.) 1:47.59 (19./2.) -DNS-	+48,420 +2,430	3:37.29 (2.) 99,406 Δ 2,110 (21.)	
20.	775	HAVLÍK Michal Team Michal Havlik	CZ 1984	Škoda 136 rapid S1-1600	2.42 2.44	7.37 7.34	1:56.59 (24./3.) 1:55.14 (22./3.)	2.33 2.28 2.28	7.12 6.98 6.98	1:53.53 (26./3.) 1:52.25 (24./3.) 1:51.63 (13./3.)	+55,010 +6,590	3:43.88 (3.) 96,480 Δ 0,620 (6.)	
21.	103	DUCHOŇ Oldřich Auto Duchoň Racing Team	CZ 1962	Mazda 323 4WD E1+2000/4WD	1.99	5.98	1:48.76 (14./2.) - DNS -	1.95 2.17	5.91 6.80	1:50.99 (23./1.) 1:53.22 (26./1.) -DNS-	+55,340 +0,330	3:44.21 (1.) 96,338 Δ 2,230 (24.)	
22.	238	ŠTĚPÁNEK Milan Štěpa Racing Team	CZ 1952	BMW 318 is E1-2000	2.04 2.01	6.34 6.32	1:59.72 (26./1.) 2:00.30 (24./1.)	2.09 2.03	6.43 6.37	1:58.68 (28./1.) 1:57.44 (28./1.) 1:56.33 (16./1.)	+64,900 +9,560	3:53.77 (1.) 92,399 Δ 1,110 (14.)	
	303	TOMAN Martin MKT Motorsport	CZ 1971	Ford Fiesta E1-1600	2.50 2.29	6.70 6.57	2:01.96 (28./1.) - DNF -	- DNS - - DNS - -DNS-	-	-	-	- DNF -	
	111	ČIKOR Radomir Max Motorsport	SK 1971	Mitsubishi Lancer Evolution E1+2000/4WD	1.77 1.82	4.71 5.17	1:28.14 (1./1.) 1:27.12 (1./1.)	- DNS - - DNS - -DNS-	-	-	-	- DNF -	
	4	ZEMAN Martin Liqui Moly Komvet Racing	CZ 1974	Mitsubishi Lancer Evo VI E1+2000/4WD	1.66	4.50	- DNF - - DNS -	- DNS - - DNS - -DNS-	-	-	-	- DNF -	




Berg Cup Historic Cars

1.	909	KOZMANN Ladislav Sport Line Racing Team Bratislava	SK 1956	VW Scirocco HA1-2000	2.05	5.66	- DNS - 1:36.71 (10./1.)	2.00 1.99	5.65 5.57	1:36.89 (10./1.) 1:36.87 (9./1.) -DNS-		3:13.76 (1.) 111,478 Δ 0,020 (1.)
2.	810	TYKAL Petr SK Industrietechnik Modřice	CZ 1968	Formule MTX1-03 HA2	1.96 2.07	5.64 5.69	1:49.88 (17./1.) 1:45.36 (17./1.)	1.86	5.53 5.46	1:44.27 (14./1.) 1:39.92 (13./1.) -DNS-	+10,430 +10,430	3:24.19 (1.) 105,784 Δ 4,350 (29.)
3.	932	HEIER Ondřej Martin Chytil Team	CZ 1991	Škoda 130 L HA1-2000	1.96	6.21 6.10	1:54.17 (22./1.) 1:49.92 (20./2.)	1.96 1.92 1.98	6.07 6.28 6.16	1:50.30 (22./2.) 1:50.33 (23./2.) 1:48.03 (11./1.)	+24,570 +14,140	3:38.33 (2.) 98,933 Δ 2,270 (25.)
4.	899	ONDREJKA Ján JOSK Racing Team	SK 1953	Škoda 200 RS HA1+2000	1.81	5.98 5.69	1:54.78 (23./1.) 1:49.86 (19./1.)	1.83 1.80	5.82 5.69	1:53.37 (25./1.) 1:50.21 (22./1.) -DNS-	+29,820 +5,250	3:43.58 (1.) 96,610 Δ 3,160 (27.)
5.	958	GALLO Pavel Scuderia Gallo	SK 1946	Fiat 128 Sport Coupé HA1-1300	2.54	6.46	- DNS - 1:54.80 (21./1.)	2.41 2.35	6.27 6.62	1:51.61 (24./1.) 1:52.88 (25./1.) -DNS-	+30,730 +0,910	3:44.49 (1.) 96,218 Δ 1,270 (15.)
6.	919	KLEVETA Pavel Kovo-Klasik s.r.o.	CZ 1957	Renault 8 Gordini HA1-2000	2.39 1.93	6.67 6.25	1:58.58 (25./2.) 1:56.31 (23./3.)	1.94 1.94 1.99	6.23 6.28 6.41	1:54.88 (27./3.) 1:55.04 (27./3.) 1:53.81 (15./2.)	+34,930 +4,200	3:48.69 (3.) 94,451 Δ 1,070 (13.)
7.	990	MARČÁK Pavel HM motorsport	CZ 1982	Fiat 126 HA1-1300	2.64 2.61	8.65 8.55	2:32.52 (30./2.) 2:27.36 (25./2.)	2.59 2.62 2.65	8.45 8.68 8.52	2:23.28 (29./2.) 2:20.77 (29./2.) 2:19.81 (17./1.)	+86,820 +51,890	4:40.58 (2.) 76,983 Δ 0,960 (12.)
8.	923	ŽÁČEK Michal Přemysl Žáček	CZ 2000	Škoda Octavia,r.v.1960 HA1-2000	2.52	7.75 7.62	2:29.43 (29./3.) 2:29.88 (26./4.)	2.54 2.45 2.48	7.81 7.37 7.43	2:25.88 (30./4.) 2:22.09 (30./4.) 2:20.39 (18./3.)	+88,720 +1,900	4:42.48 (4.) 76,466 Δ 1,700 (19.)

Rank	№	Driver Entrant	Country Bird	Car Class	Qualification			RACE			Diff. Prev. Speed (km/h)	TIME
					20 m	100 m	m	Time	20m	100m		
	971	OSKAR Král sen. SK Industrietechnik Modřice	CZ 1965	Fiat 128 SC HA1-1300	6.44		1:53.28 (21./1.) - DNS -				- DNS - - DNS - - DNS -	- DNF -

Competition / Weather Information									
Qualification					RACE				
	Time	Weather	Temp. (°C)			Time	Weather	Temp. (°C)	
			Air	Road				Air	Road
1st Round	09:12 - 09:47	Sunny	8	6	1st Round	13:03 - 13:34	Sunny	16	10
2nd Round	10:41 - 11:08	Sunny	14	6	2nd Round	13:54 - 14:30	Sunny	18	12
					3rd Round	15:02 - 15:22	Sunny	20	15

Statistics											
		Time			Speed (km/h)				Competitors / Nations		
		Min	Max	Avg.	Max	Min	Avg.	in start list	started	with results	
Qualification	1st Round	1:28.140	2:32.520	1:48.688	122,532	70,810	99,366	63/4	31/4	30/4	
	2nd Round	1:27.120	2:29.880	1:44.496	123,967	72,058	103,353	63/4	27/4	26/4	
RACE	1st Round	1:25.100	2:25.880	1:45.101	126,910	74,033	102,758	63/4	30/4	30/4	
	2nd Round	1:23.770	2:22.090	1:43.841	128,924	76,008	104,004	63/4	30/4	30/4	
	3rd Round	1:25.120	2:20.390	1:44.895	126,880	76,929	102,960	63/4	18/4	18/3	

Race Director	Sport Marshal IHA	Main Timekeeper
		
GÄNSDORFER Aleš (CZE)	BARTL Miroslav (CZE)	ŠABÍK L'uboš (SVK)

LIQUI MOLY BERG CUP 2011

LIQUI MOLY BERG CUP 2010



Mohyla Míru, 17.4.2011

Újezd u Brna, 15. – 17. 4. 2011



Jury / Competition Management		Hill Data	
Chief of Competition	GÄNSDORFER Aleš (CZE)	Start Altitude	222 m
Race Director	GÄNSDORFER Aleš (CZE)	Finish Altitude	312 m
Vice chairman	BEZOKI Josef (CZE)	Vertical Drop	90 m
Sport Marshal IHA	BARTL Miroslav (CZE)	Course Length	3000 m
Technical Marshal IHA	DANĚK Pavel (CZE)	Min course Width	6 m
		Count of right-hand bend	
		Count of left-hand bend	
		Hill Record	2007, Miloš Zmeškal Dallara 399 F3: 1:18.041



Rank	№	Driver Entrant	Country Bird	Car Class	Qualification			RACE				Diff. Prev.	TIME Speed (km/h)
					20 m	100 m	m	Time	20m	100m	m		
Berg Cup Actual Cars													
CLASS S1-1600													
1.	755	MÁLEK Dan Málek-Motorsport	CZ 1976	Škoda Felicia S1-1600	2.33 2.24	6.67 6.51	1:46.18 (12./1.) 1:42.60 (13./1.)	2.24 2.14 2.09	6.36 6.30 6.16	1:41.77 (12./1.) 1:39.45 (12./1.) 1:38.98 (8./1.)		3:18.43 (11.) 108,855	
2.	770	MALEŇÁK Dušan Automotoklub Masarykův okruh 1977	CZ 1977	Škoda 136 GL S1-1600	2.09 1.93	6.49 6.05	1:52.41 (20./2.) 1:45.04 (16./2.)	1.90 1.97 1.90	6.00 6.08 5.96	1:43.21 (13./2.) 1:40.63 (14./2.) 1:44.45 (10./2.)	+5,410 +5,410	3:23.84 (12.) 105,965	
3.	775	HAVLÍK Michal Team Michal Havlík	CZ 1984	Škoda 136 rapid S1-1600	2.42 2.44	7.37 7.34	1:56.59 (24./3.) 1:55.14 (22./3.)	2.33 2.28 2.28	7.12 6.98 6.98	1:53.53 (26./3.) 1:52.25 (24./3.) 1:51.63 (13./3.)	+25,450 +20,040	3:43.88 (20.) 96,480	
CLASS S1-2000													
1.	747	KROPÁČ Miroslav Vetcars	CZ 1984	Nissan Sunny GTi S1-2000	2.16 1.95	5.92 5.61	1:36.03 (7./1.) 1:35.38 (8./1.)	1.93 1.98 1.95	5.59 5.84 5.59	1:34.94 (8./1.) 1:37.68 (11./1.) 1:34.06 (6./1.)		3:09.00 (8.) 114,286	
CLASS S1+2000/2WD													
1.	666	PAZDERA Ladislav All for Power Racing	CZ 1978	Renault Megane Sport S1+2000/2WD	2.08 2.13	5.63 5.87	1:38.63 (10./1.) 1:37.17 (11./1.)	2.01 1.96 2.24	5.58 5.50 5.84	1:36.92 (11./1.) 1:35.80 (8./1.) 1:35.85 (7./1.)		3:11.65 (9.) 112,705	
CLASS S1+2000/4WD													
1.	608	HAVLÍČEK Luboš Šebrov	CZ 1978	Mitsubishi Lancer EVO 8 S1+2000/4WD	1.65 1.68	4.93 4.96	1:31.14 (3./2.) 1:28.81 (5./2.)	1.61 1.85 1.64	4.81 5.15 4.85	1:27.70 (3./1.) 1:26.16 (3./1.) 1:26.23 (3./2.)		2:52.39 (3.) 125,297	

Rank	№	Driver Entrant	Country Bird	Car Class	Qualification			RACE				Diff. Prev.	TIME Speed (km/h)
					20 m	100 m	m	Time	20m	100m	m		
2.	648	STEHLÍK Karel KV Motorsport Team	CZ 1980	Mitsubishi Lancer Evo IX S1+2000/4WD	1.56 1.58	4.78 4.83	1:29.18 (2./1.) 1:27.80 (4./1.)	1.51 1.52 1.54	4.70 4.70 4.75	1:28.14 (4./2.) 1:26.56 (4./2.) 1:25.94 (2./1.)	+0,110 +0,110	2:52.50 (4.) 125,217	
3.	601	ČEPIČKA Vlastimil SELM Motor Racing team	CZ 1962	Mitsubishi Lancer Evo X S1+2000/4WD	1.66 1.69	4.92 4.91	1:32.54 (4./3.) 1:32.29 (7./3.)	1.54 1.62 1.60	4.69 4.75 4.79	1:30.60 (5./3.) 1:28.60 (5./3.) 1:30.46 (4./3.)	+6,670 +6,560	2:59.06 (5.) 120,630	
CLASS E1-1400													
1.	406	KRČMÁŘ Miroslav Racing ATS Trutnov	CZ 1964	MG Metro 4R2 E1-1400	1.87 1.88	5.39 5.44	1:38.66 (11./1.) 1:35.67 (9./1.)	1.80 1.76	5.36 5.34	1:35.65 (9./1.) 1:36.97 (10./1.)		3:12.62 (10.) 112,138	
2.	407	KABELE Pavel Low Budget Racing Team	CZ 1973	Ford Fiesta E1-1400	2.11 2.12	6.17 6.15	1:48.79 (15./2.) 1:46.22 (18./3.)	2.11 2.07 2.08	6.17 6.13 6.10	1:48.57 (20./3.) 1:45.14 (17./3.) 1:43.74 (9./1.)	+16,260 +16,260	3:28.88 (13.) 103,409	
3.	409	CHOVANEK Petr Low Budget Racing Team	CZ 1973	Ford Fiesta E1-1400	2.27 2.17	6.48 6.27	1:50.27 (18./3.) 1:44.84 (15./2.)	2.07 2.10	6.22 6.07 6.12	1:46.41 (16./2.) 1:42.75 (16./2.) 1:48.38 (12./2.)	+16,540 +0,280	3:29.16 (14.) 103,270	
CLASS E1-1600													
1.	331	MOLNÁŘ Ján Homer Racing Team	SK 1968	Škoda Felicia Kit Car E1-1600	2.19 5.83		- DNS - 1:39.43 (12./1.)	2.28 2.27	6.05 5.91	1:47.99 (19./1.) 1:41.55 (15./1.)		3:29.54 (15.) 103,083	
	303	TOMAN Martin MKT Motorsport	CZ 1971	Ford Fiesta E1-1600	2.50 2.29	6.70 6.57	2:01.96 (28./1.) - DNF -			- DNS - - DNS - - DNS -		- DNF -	
CLASS E1-2000													
1.	238	ŠTĚPÁNEK Milan Štěpa Racing Team	CZ 1952	BMW 318 is E1-2000	2.04 2.01	6.34 6.32	1:59.72 (26./1.) 2:00.30 (24./1.)	2.09 2.03	6.43 6.37	1:58.68 (28./1.) 1:57.44 (28./1.) 1:56.33 (16./1.)		3:53.77 (22.) 92,399	
CLASS E1+2000/4WD													
1.	103	DUCHOŇ Oldřich Auto Duchoň Racing Team	CZ 1962	Mazda 323 4WD E1+2000/4WD	1.99 5.98		1:48.76 (14./2.) - DNS -	1.95 2.17	5.91 6.80	1:50.99 (23./1.) 1:53.22 (26./1.)		3:44.21 (21.) 96,338	
	111	ČIKOR Radomir Max Motorsport	SK 1971	Mitsubishi Lancer Evolution E1+2000/4WD	1.77 1.82	4.71 5.17	1:28.14 (1./1.) 1:27.12 (1./1.)			- DNS - - DNS - - DNS -		- DNF -	
	4	ZEMAN Martin Liqui Moly Komvet Racing	CZ 1974	Mitsubishi Lancer Evo VI E1+2000/4WD	1.66 4.50		- DNF - - DNS -			- DNS - - DNS - - DNS -		- DNF -	
CLASS E2SH													
1.	60	ZOUFALÝ Karel Autocross Team K & M	CZ 1954	Škoda Felicia KIT CAR E2SH	2.26 6.09		1:47.50 (13./1.) - DNS -	2.18 2.18	5.91 5.91	1:46.56 (17./1.) 1:45.82 (18./1.)		3:32.38 (16.) 101,704	
2.	61	ZOUFALÁ Martina Autocross Team K & M	CZ 1989	Škoda Felicia KIT CAR E2SH	2.30 6.47		1:51.89 (19./2.) - DNS -	2.45 2.41	6.44 6.41	1:49.70 (21./2.) 1:47.59 (19./2.)	+4,910 +4,910	3:37.29 (19.) 99,406	
CLASS E2/C-1600													
1.	40	OSLADIL Jan Autosport Osladil	CZ 1944	NF Delta 2 E2/C-1600	1.90 5.26		1:37.35 (9./1.) - DNS -	1.70 1.77	5.13 5.23	1:33.72 (7./1.) 1:33.79 (7./1.)		3:07.51 (7.) 115,194	
CLASS E2/C-2000													
1.	25	PIPEK Marcel Subaru Crosssport Jeseník	CZ 1931	PRC Opel E2/C-2000	1.79 5.32		1:59.90 (27./1.) - DNS -	1.86 1.83	5.23 5.49	1:46.97 (18./1.) 1:47.89 (20./1.)		3:34.86 (18.) 100,531	
CLASS E2/C+2000													
1.	19	BUCHEGGER Siegfried Zmeškal Motorsport	AT 1982	KTM X-Bow E2/C+2000	2.82 6.26 1.78 4.87		1:33.57 (6./2.) 1:27.23 (3./2.)	1.75 1.66	4.81 4.67	1:25.10 (1./1.) 1:23.77 (1./1.)		2:48.87 (1.) 127,909	
2.	10	ZMEŠKAL Miloš Zmeškal Motorsport	CZ 1957	Ralt 032 F3 E2/C+2000	1.62 4.69 1.66 4.58		1:36.81 (8./3.) 1:27.19 (2./1.)	1.62 1.60 1.60	4.57 4.48 4.48	1:27.20 (2./2.) 1:25.79 (2./2.) 1:25.12 (1./1.)	+2,040 +2,040	2:50.91 (2.) 126,382	
3.	16	MADRÍAN Ferdinand Zmeškal Motorsport	AT 1962	KTM X-Bow E2/C+2000	1.81 4.88 1.79 4.82		1:33.07 (5./1.) 1:30.53 (6./3.)	1.83 1.75 1.74	4.86 4.80 4.93	1:32.09 (6./3.) 1:29.97 (6./3.) 1:32.75 (5./2.)	+13,190 +11,150	3:02.06 (6.) 118,642	
4.	17	JAROSZEWICZ Joanna Zmeškal Motorsport	PL 1982	KTM X-Bow E2/C+2000	2.23 5.68 2.01 5.46		1:48.93 (16./4.) 1:43.95 (14./4.)	2.50 1.95 1.87	5.45 5.23 5.27	1:46.11 (15./4.) 1:48.32 (21./4.) 1:52.15 (14./3.)	+45,560 +32,370	3:34.43 (17.) 100,732	
Berg Cup Historic Cars													
CLASS HA1-1300													
1.	958	GALLO Pavel Scuderia Gallo	SK 1946	Fiat 128 Sport Coupé HA1-1300	2.54 6.46		- DNS - 1:54.80 (21./1.)	2.41 2.35	6.27 6.62	1:51.61 (24./1.) 1:52.88 (25./1.)		3:44.49 (5.) 96,218	
2.	990	MARČÁK Pavel HM motorsport	CZ 1982	Fiat 126 HA1-1300	2.64 8.65 2.61 8.55		2:32.52 (30./2.) 2:27.36 (25./2.)	2.59 2.62 2.65	8.45 8.68 8.52	2:23.28 (29./2.) 2:20.77 (29./2.) 2:19.81 (17./1.)	+56,090 +56,090	4:40.58 (7.) 76,983	

Rank	№	Driver Entrant	Country Bird	Car Class	Qualification				RACE				Diff. Prev.	TIME Speed (km/h)
					20 m	100 m	m	Time	20m	100m	m	Time		
	971	OSKAR Král sen. SK Industrietechnik Modřice	CZ 1965	Fiat 128 SC HA1-1300	6.44		1:53.28 (21./1.) - DNS -		- DNS - - DNS - - DNS -				- DNF -	

CLASS HA1-2000

1.	909	KOZMANN Ladislav Sport Line Racing Team Bratislava	SK 1956	VW Scirocco HA1-2000	2.05	5.66	- DNS - 1:36.71 (10./1.)		2.00 1.99	5.65 5.57	1:36.89 (10./1.) 1:36.87 (9./1.) - DNS -		3:13.76 (1.) 111,478
2.	932	HEIER Ondřej Martin Chytil Team	CZ 1991	Škoda 130 L HA1-2000	1.96	6.21 6.10	1:54.17 (22./2.) 1:49.92 (20./2.)		1.96 1.92 1.98	6.07 6.28 6.16	1:50.30 (22./2.) +50.33 (23./2.) 1:48.03 (11./1.)		+24,570 3:38.33 (3.) +24,570 98,933
3.	919	KLEVETA Pavel Kovo-Klasik s.r.o.	CZ 1957	Renault 8 Gordini HA1-2000	2.39 1.93	6.67 6.25	1:58.58 (25./2.) 1:56.31 (23./3.)		1.94 1.94 1.99	6.23 6.28 6.41	1:54.88 (27./3.) +55.04 (27./3.) 1:53.81 (15./2.)		+34,930 3:48.69 (6.) +10,360 94,451
4.	923	ŽÁČEK Michal Přemysl Žáček	CZ 2000	Škoda Octavia,r.v.1960 HA1-2000	2.52	7.75 7.62	2:29.43 (29./3.) 2:29.88 (26./4.)		2.54 2.45 2.48	7.81 7.37 7.43	2:25.88 (30./4.) 2:22.09 (30./4.) 2:20.39 (18./3.)		+88,720 4:42.48 (8.) +53,790 76,466

CLASS HA1+2000

1.	899	ONDREJKA Ján JOSK Racing Team	SK 1953	Škoda 200 RS HA1+2000	1.81	5.98 5.69	1:54.78 (23./1.) 1:49.86 (19./1.)		1.83 1.80	5.82 5.69	1:53.37 (25./1.) 1:50.21 (22./1.) - DNS -		3:43.58 (4.) 96,610
----	-----	---	------------	--------------------------	------	--------------	--------------------------------------	--	--------------	--------------	--	--	-------------------------------

CLASS HA2



1.	810	TYKAL Petr SK Industrietechnik Modřice	CZ 1968	Formule MTX1-03 HA2	1.96 2.07	5.64 5.69	1:49.88 (17./1.) 1:45.36 (17./1.)		1.86 1.86	5.53 5.46	1:44.27 (14./1.) 1:39.92 (13./1.) - DNS -		3:24.19 (2.) 105,784
----	-----	--	------------	------------------------	--------------	--------------	--------------------------------------	--	--------------	--------------	--	--	--------------------------------

Competition / Weather Information

Qualification					RACE				
	Time	Weather	Temp. (°C)			Time	Weather	Temp. (°C)	
			Air	Road				Air	Road
1st Round	09:12 - 09:47	Sunny	8	6	1st Round	13:03 - 13:34	Sunny	16	10
2nd Round	10:41 - 11:08	Sunny	14	6	2nd Round	13:54 - 14:30	Sunny	18	12
					3rd Round	15:02 - 15:22	Sunny	20	15

Statistics

		Time			Speed (km/h)			Competitors / Nations		
		Min	Max	Avg.	Max	Min	Avg.	in start list	started	with results
Qualification	1st Round	1:28.140	2:32.520	1:48.688	122,532	70,810	99,366	63/4	31/4	30/4
	2nd Round	1:27.120	2:29.880	1:44.496	123,967	72,058	103,353	63/4	27/4	26/4
RACE	1st Round	1:25.100	2:25.880	1:45.101	126,910	74,033	102,758	63/4	30/4	30/4
	2nd Round	1:23.770	2:22.090	1:43.841	128,924	76,008	104,004	63/4	30/4	30/4
	3rd Round	1:25.120	2:20.390	1:44.895	126,880	76,929	102,960	63/4	18/4	18/3


Race Director	Sport Marshal IHA	Main Timekeeper
GÄNSDORFER Aleš (CZE)	 BARTL Miroslav (CZE)	 ŠABÍK L'uboš (SVK)

LIQUI MOLY BERG CUP 2011

LIQUI MOLY BERG CUP 2010

Mohyla Míru, 17.4.2011

Újezd u Brna, 15. – 17. 4. 2011



Jury / Competition Management		Hill Data	
Chief of Competition	GÄNSDORFER Aleš (CZE)	Start Altitude	222 m
Race Director	GÄNSDORFER Aleš (CZE)	Finish Altitude	312 m
Vice chairman	BEZOKI Josef (CZE)	Vertical Drop	90 m
Sport Marshal IHA	BARTL Miroslav (CZE)	Course Length	3000 m
Technical Marshal IHA	DANĚK Pavel (CZE)	Min course Width	6 m
		Count of right-hand bend	
		Count of left-hand bend	
		Hill Record	2007, Miloš Zmeškal Dallara 399 F3: 1:18.041



Rank	No	Driver Entrant	Country Bird	Car Class	Qualification		RACE		Diff. Prev.	TIME Speed (km/h)
					20 m	100 m	m	Time		

Berg Cup Actual Cars

GROUP S1

1.	608	HAVLIČEK Luboš Šebrov	CZ 1978	Mitsubishi Lancer EVO 8 S1+2000/4WD	1.65	6.44	1:31.14 (3./2.)	1.61	4.81	1:27.70 (3./1.)	2:52.39 (3.) 125,297
					1.68	4.96	1:28.81 (5./2.)	1.85	5.15	1:26.16 (3./1.)	
2.	648	STEHLÍK Karel KV Motorsport Team	CZ 1980	Mitsubishi Lancer Evo IX S1+2000/4WD	1.56	6.44	1:29.18 (2./1.)	1.51	4.70	1:28.14 (4./2.)	+0,110 2:52.50 (4.) 125,217
					1.58	4.83	1:27.80 (4./1.)	1.52	4.70	1:26.56 (4./2.)	
3.	601	ČEPIČKA Vlastimil SELM Motor Racing team	CZ 1962	Mitsubishi Lancer Evo X S1+2000/4WD	1.66	6.44	1:32.54 (4./3.)	1.54	4.69	1:30.60 (5./3.)	+6,670 2:59.06 (5.) 120,630
					1.69	4.91	1:32.29 (7./3.)	1.62	4.75	1:28.60 (5./3.)	
4.	747	KROPÁČ Miroslav Vetcars	CZ 1984	Nissan Sunny GTi S1-2000	2.16	6.44	1:36.03 (7./1.)	1.93	5.59	1:34.94 (8./1.)	+16,610 3:09.00 (8.) 114,286
					1.95	5.61	1:35.38 (8./1.)	1.98	5.84	1:37.68 (11./1.)	
5.	666	PAZDERA Ladislav All for Power Racing	CZ 1978	Renault Megane Sport S1+2000/2WD	2.08	6.44	1:38.63 (10./1.)	2.01	5.58	1:36.92 (11./1.)	+19,260 3:11.65 (9.) 112,705
					2.13	5.87	1:37.17 (11./1.)	1.96	5.50	1:35.80 (8./1.)	
6.	755	MÁLEK Dan Málek-Motorsport	CZ 1976	Škoda Felicia S1-1600	2.33	6.44	1:46.18 (12./1.)	2.24	6.36	1:41.77 (12./1.)	+26,040 3:18.43 (11.) 108,855
					2.24	6.51	1:42.60 (13./1.)	2.14	6.30	1:39.45 (12./1.)	
7.	770	MALEŇÁK Dušan Automotoklub Masarykův okruh 1977	CZ	Škoda 136 GL S1-1600	2.09	6.44	1:52.41 (20./2.)	1.90	6.00	1:43.21 (13./2.)	+31,450 3:23.84 (12.) 105,965
					1.93	6.05	1:45.04 (16./2.)	1.97	6.08	1:40.63 (14./2.)	

Rank	№	Driver Entrant	Country Bird	Car Class	Qualification				RACE				Diff. Prev.	TIME Speed (km/h)
					20 m	100 m	m	Time	20m	100m	m	Time		
8.	775	HAVLÍK Michal Team Michal Havlík	CZ 1984	Škoda 136 rapid S1-1600	2.42 2.44	6.44 7.34	1:56.59 (24./3.) 1:55.14 (22./3.)	2.33 2.28 2.28	7.12 6.98 6.98	1:53.53 (26./3.) 1:52.25 (24./3.) 1:51.63 (13./3.)	+51,490 +20,040	3:43.88 (20.) 96,480		
GROUP E1														
1.	406	KRČMÁŘ Miroslav Racing ATS Trutnov	CZ 1964	MG Metro 4R2 E1-1400	1.87 1.88	6.44 5.44	1:38.66 (11./1.) 1:35.67 (9./1.)	1.80 1.76	5.36 5.34	1:35.65 (9./1.) 1:36.97 (10./1.) -DNS-		3:12.62 (10.) 112,138		
2.	407	KABELE Pavel Low Budget Racing Team	CZ 1973	Ford Fiesta E1-1400	2.11 2.12	6.44 6.15	1:48.79 (15./2.) 1:46.22 (18./3.)	2.11 2.07 2.08	6.17 6.13 6.10	1:48.57 (20./3.) 1:45.14 (17./3.) 1:43.74 (9./1.)	+16,260 +16,260	3:28.88 (13.) 103,409		
3.	409	CHOVANEK Petr Low Budget Racing Team	CZ 1973	Ford Fiesta E1-1400	2.27 2.17	6.44 6.27	1:50.27 (18./3.) 1:44.84 (15./2.)	2.07 2.10	6.22 6.07 6.12	1:46.41 (16./2.) 1:42.75 (16./2.) 1:48.38 (12./2.)	+16,540 +0,280	3:29.16 (14.) 103,270		
4.	331	MOLNÁR Ján Homer Racing Team	SK 1968	Škoda Felicia Kit Car E1-1600	2.19	6.44 5.83	- DNS - 1:39.43 (12./1.)	2.28 2.27	6.05 5.91	1:47.99 (19./1.) 1:41.55 (15./1.) -DNS-	+16,920 +0,380	3:29.54 (15.) 103,083		
5.	103	DUCHOŇ Oldřich Auto Duchoň Racing Team	CZ 1962	Mazda 323 4WD E1+2000/4WD	1.99	6.44	1:48.76 (14./2.) - DNS -	1.95 2.17	5.91 6.80	1:50.99 (23./1.) 1:53.22 (26./1.) -DNS-	+31,590 +14,670	3:44.21 (21.) 96,338		
6.	238	ŠTĚPÁNEK Milan Štěpa Racing Team	CZ 1952	BMW 318 is E1-2000	2.04 2.01	6.44 6.32	1:59.72 (26./1.) 2:00.30 (24./1.)	2.09 2.03	6.43 6.37	1:58.68 (28./1.) 1:57.44 (28./1.) 1:56.33 (16./1.)	+41,150 +9,560	3:53.77 (22.) 92,399		
	303	TOMAN Martin MKT Motorsport	CZ 1971	Ford Fiesta E1-1600	2.50 2.29	6.44 6.57	2:01.96 (28./1.) - DNF -			- DNS - - DNS - -DNS-		- DNF -		
	111	ČIKOR Radomír Max Motorsport	SK 1971	Mitsubishi Lancer Evolution E1+2000/4WD	1.77 1.82	6.44 5.17	1:28.14 (1./1.) 1:27.12 (1./1.)			- DNS - - DNS - -DNS-		- DNF -		
	4	ZEMAN Martin Liqui Moly Komvet Racing	CZ 1974	Mitsubishi Lancer Evo VI E1+2000/4WD	1.66	6.44	- DNF - - DNS -			- DNS - - DNS - -DNS-		- DNF -		
GROUP E2/C														
1.	19	BUCHEGGER Siegfried Zmeškal Motorsport	AT 1982	KTM X-Bow E2/C+2000	2.82 1.78	6.44 4.87	1:33.57 (6./2.) 1:27.23 (3./2.)	1.75 1.66	4.81 4.67	1:25.10 (1./1.) 1:23.77 (1./1.) -DNS-		2:48.87 (1.) 127,909		
2.	10	ZMEŠKAL Miloš Zmeškal Motorsport	CZ 1957	Ralt 032 F3 E2/C+2000	1.62 1.66	6.44 4.58	1:36.81 (8./3.) 1:27.19 (2./1.)	1.62 1.60 1.60	4.57 4.48 4.48	1:27.20 (2./2.) 1:25.79 (2./2.) 1:25.12 (1./1.)	+2,040 +2,040	2:50.91 (2.) 126,382		
3.	16	MADRIAN Ferdinand Zmeškal Motorsport	AT 1962	KTM X-Bow E2/C+2000	1.81 1.79	6.44 4.82	1:33.07 (5./1.) 1:30.53 (6./3.)	1.83 1.75 1.74	4.86 4.80 4.93	1:32.09 (6./3.) 1:29.97 (6./3.) 1:32.75 (6./2.)	+13,190 +11,150	3:02.06 (6.) 118,642		
4.	40	OSLADIL Jan Autosport Osladil	CZ 1944	NF Delta 2 E2/C-1600	1.90	6.44	1:37.35 (9./1.) - DNS -	1.70 1.77	5.13 5.23	1:33.72 (7./1.) 1:33.79 (7./1.) -DNS-	+18,640 +5,450	3:07.51 (7.) 115,194		
5.	17	JAROSZEWICZ Joanna Zmeškal Motorsport	PL 1982	KTM X-Bow E2/C+2000	2.23 2.01	6.44 5.46	1:48.93 (16./4.) 1:43.95 (14./4.)	2.50 1.95 1.87	5.45 5.23 5.27	1:46.11 (15./4.) 1:48.32 (21./4.) 1:52.15 (14./3.)	+45,560 +26,920	3:34.43 (17.) 100,732		
6.	25	PIPEK Marcel Subaru Crossport Jeseník	CZ 1931	PRC Opel E2/C-2000	1.79	6.44	1:59.90 (27./1.) - DNS -	1.86 1.83	5.23 5.49	1:46.97 (18./1.) 1:47.89 (20./1.) -DNS-	+45,990 +0,430	3:34.86 (18.) 100,531		
GROUP E2-SH														
1.	60	ZOUFALÝ Karel Autocross Team K & M	CZ 1954	Škoda Felicia KIT CAR E2SH	2.26	6.44	1:47.50 (13./1.) - DNS -	2.18 2.18	5.91 5.91	1:46.56 (17./1.) 1:45.82 (18./1.) -DNS-		3:32.38 (16.) 101,704		
2.	61	ZOUFALÁ Martina Autocross Team K & M	CZ 1989	Škoda Felicia KIT CAR E2SH	2.30	6.44	1:51.89 (19./2.) - DNS -	2.45 2.41	6.44 6.41	1:49.70 (21./2.) 1:47.59 (19./2.) -DNS-	+4,910 +4,910	3:37.29 (19.) 99,406		
Berg Cup Historic Cars														
GROUP HA1														
1.	909	KOZMANN Ladislav Sport Line Racing Team Bratislava	SK 1956	VW Scirocco HA1-2000	2.05	6.44 5.66	- DNS - 1:36.71 (10./1.)	2.00 1.99	5.65 5.57	1:36.89 (10./1.) 1:36.87 (9./1.) -DNS-		3:13.76 (1.) 111,478		
2.	932	HEIER Ondřej Martin Chytil Team	CZ 1991	Škoda 130 L HA1-2000	1.96	6.44 6.10	1:54.17 (22./1.) 1:49.92 (20./2.)	1.96 1.92 1.98	6.07 6.28 6.16	1:50.30 (22./2.) 1:50.33 (23./2.) 1:48.03 (11./1.)	+24,570 +24,570	3:38.33 (3.) 98,933		
3.	899	ONDREJKA Ján JOSK Racing Team	SK 1953	Škoda 200 RS HA1+2000	1.81	6.44 5.69	1:54.78 (23./1.) 1:49.86 (19./1.)	1.83 1.80	5.82 5.69	1:53.37 (25./1.) 1:50.21 (22./1.) -DNS-	+29,820 +5,250	3:43.58 (4.) 96,610		
4.	958	GALLO Pavel Scuderia Gallo	SK 1946	Fiat 128 Sport Coupé HA1-1300	2.54	6.44 6.46	- DNS - 1:54.80 (21./1.)	2.41 2.35	6.27 6.62	1:51.61 (24./1.) 1:52.88 (25./1.) -DNS-	+30,730 +0,910	3:44.49 (5.) 96,218		
5.	919	KLEVETA Pavel Kovo-Klasik s.r.o.	CZ 1957	Renault 8 Gordini HA1-2000	2.39 1.93	6.44 6.25	1:58.58 (25./2.) 1:56.31 (23./3.)	1.94 1.94 1.99	6.23 6.28 6.41	1:54.88 (27./3.) 1:55.04 (27./3.) 1:53.81 (15./2.)	+34,930 +4,200	3:48.69 (6.) 94,451		
6.	990	MARČÁK Pavel HM motorsport	CZ 1982	Fiat 126 HA1-1300	2.64 2.61	6.44 8.55	2:32.52 (30./2.) 2:27.36 (25./2.)	2.59 2.62 2.65	8.45 8.68 8.52	2:23.28 (29./2.) 2:20.77 (29./2.) 2:19.81 (17./1.)	+86,820 +51,890	4:40.58 (7.) 76,983		

Rank	№	Driver Entrant	Country Bird	Car Class	Qualification			RACE				Diff. Prev.	TIME Speed (km/h)
					20 m	100 m	m	Time	20m	100m	m		
7.	923	ŽÁČEK Michal Přemysl Žáček	CZ 2000	Škoda Octavia,r.v.1960 HA1-2000	6.44 2.52	6.44 7.62	2:29.43 (29./3.) 2:29.88 (26./4.)	2.54 2.45 2.48	7.81 7.37 7.43	2:25.88 (30./4.) 2:22.09 (30./4.) 2:20.39 (18./3.)	+88,720 +1,900	4:42.48 (8.) 76,466	
	971	OSKAR Král sen. SK Industrietechnik Modřice	CZ 1965	Fiat 128 SC HA1-1300	6.44	1:53.28 (21./1.) - DNS -				- DNS - - DNS - - DNS -		- DNF -	

GROUP HA2




1.	810	TYKAL Petr SK Industrietechnik Modřice	CZ 1968	Formule MTX1-03 HA2	1.96 2.07	6.44 5.69	1:49.88 (17./1.) 1:45.36 (17./1.)	1.86 5.46	5.53 5.46	1:44.27 (14./1.) 1:39.92 (13./1.) - DNS -		3:24.19 (2.) 105,784
----	-----	--	------------	------------------------	--------------	--------------	--------------------------------------	--------------	--------------	--	--	--------------------------------

Competition / Weather Information

Qualification					RACE				
	Time	Weather	Temp. (°C)			Time	Weather	Temp. (°C)	
			Air	Road				Air	Road
1st Round	09:12 - 09:47	Sunny	8	6	1st Round	13:03 - 13:34	Sunny	16	10
2nd Round	10:41 - 11:08	Sunny	14	6	2nd Round	13:54 - 14:30	Sunny	18	12
					3rd Round	15:02 - 15:22	Sunny	20	15

Statistics

		Time			Speed (km/h)			Competitors / Nations		
		Min	Max	Avg.	Max	Min	Avg.	in start list	started	with results
Qualification	1st Round	1:28.140	2:32.520	1:48.688	122,532	70,810	99,366	63/4	31/4	30/4
	2nd Round	1:27.120	2:29.880	1:44.496	123,967	72,058	103,353	63/4	27/4	26/4
RACE	1st Round	1:25.100	2:25.880	1:45.101	126,910	74,033	102,758	63/4	30/4	30/4
	2nd Round	1:23.770	2:22.090	1:43.841	128,924	76,008	104,004	63/4	30/4	30/4
	3rd Round	1:25.120	2:20.390	1:44.895	126,880	76,929	102,960	63/4	18/4	18/3

Race Director	Sport Marshal IHA	Main Timekeeper
		
GÄNSDORFER Aleš (CZE)	BARTL Miroslav (CZE)	ŠABÍK L'uboš (SVK)

LIQUI MOLY BERG CUP 2011

LIQUI MOLY BERG CUP 2010

Mohyla Míru, 17.4.2011

Újezd u Brna, 15. – 17. 4. 2011



Lady Trophy



Jury / Competition Management		Hill Data	
Chief of Competition	GÄNSDORFER Aleš (CZE)	Start Altitude	222 m
Race Director	GÄNSDORFER Aleš (CZE)	Finish Altitude	312 m
Vice chairman	BEZOKI Josef (CZE)	Vertical Drop	90 m
Sport Marshal IHA	BARTL Miroslav (CZE)	Course Length	3000 m
Technical Marshal IHA	DANĚK Pavel (CZE)	Min course Width	6 m
		Count of right-hand bend	
		Count of left-hand bend	
		Hill Record	2007, Miloš Zmeškal Dallara 399 F3: 1:18.041





Rank	№	Driver Entrant	Country Bird	Car Class	Qualification			RACE				Diff. Prev.	TIME Speed (km/h)
					20 m	100 m	m	Time	20m	100m	m		
1.	17	JAROSZEWICZ Joanna Zmeškal Motorsport	PL 1982	KTM X-Bow E2/C+2000	2.23 2.01	5.68 5.46	1:48.93 (16./4.) 1:43.95 (14./4.)	2.50 1.95 1.87	5.45 5.23 5.27	1:46.11 (15./4.) 1:48.32 (21./4.) 1:52.15 (14./3.)		3:34.43 (4.) 100,732	

Rank	№	Driver Entrant	Country Bird	Car Class	Qualification			RACE			Diff. Prev.	TIME Speed (km/h)
					20 m	100 m	m	Time	20m	100m		

Competition / Weather Information									
Qualification					RACE				
	Time	Weather	Temp. (°C)			Time	Weather	Temp. (°C)	
			Air	Road				Air	Road
1st Round	09:12 - 09:47	Sunny	8	6	1st Round	13:03 - 13:34	Sunny	16	10
2nd Round	10:41 - 11:08	Sunny	14	6	2nd Round	13:54 - 14:30	Sunny	18	12
					3rd Round	15:02 - 15:22	Sunny	20	15

Statistics										
		Time			Speed (km/h)			Competitors / Nations		
		Min	Max	Avg.	Max	Min	Avg.	in start list	started	with results
Qualification	1st Round	1:28.140	2:32.520	1:48.688	122,532	70,810	99,366	63/4	31/4	30/4
	2nd Round	1:27.120	2:29.880	1:44.496	123,967	72,058	103,353	63/4	27/4	26/4
RACE	1st Round	1:25.100	2:25.880	1:45.101	126,910	74,033	102,758	63/4	30/4	30/4
	2nd Round	1:23.770	2:22.090	1:43.841	128,924	76,008	104,004	63/4	30/4	30/4
	3rd Round	1:25.120	2:20.390	1:44.895	126,880	76,929	102,960	63/4	18/4	18/3

Race Director	Sport Marshal IHA	Main Timekeeper
GÄNSDORFER Aleš (CZE)	 BARTL Miroslav (CZE)	 ŠABÍK L'uboš (SVK)


LIQUI MOLY BERG CUP 2011

LIQUI MOLY BERG CUP 2011

Mohyla Míru, 17.4.2011

Újezd u Brna, 15. – 17. 4. 2011

IHA Challenge Region West - Absolute



Jury / Competition Management		Hill Data	
Chief of Competition	GÄNSDORFER Aleš (CZE)	Start Altitude	222 m
Race Director	GÄNSDORFER Aleš (CZE)	Finish Altitude	312 m
Vice chairman	BEZOKI Josef (CZE)	Vertical Drop	90 m
Sport Marshal IHA	BARTL Miroslav (CZE)	Course Length	3000 m
Technical Marshal IHA	DANĚK Pavel (CZE)	Min course Width	6 m
		Count of right-hand bend	
		Count of left-hand bend	
		Hill Record	2007, Miloš Zmeškal Dallara 399 F3: 1:18.041





Rank	№	Driver Entrant	Country Bird	Car Class	1-st Day		2-nd Day		TIME
					Time	Time			
1.	648	STEHLÍK Karel KV Motorsport Team	CZ 1980	Mitsubishi Lancer Evo IX S1+2000/4WD	1:27.52 1:29.23 1:26.94	1:28.14 1:26.56 1:25.94		5:46.96	
2.	608	HAVLÍČEK Luboš Šebrov	CZ 1978	Mitsubishi Lancer EVO 8 S1+2000/4WD	1:27.74 1:27.05 1:27.91	1:27.70 1:26.16 1:26.23		5:47.14	
3.	747	KROPÁČ Miroslav Vetcars	CZ 1984	Nissan Sunny GTi S1-2000	1:34.41 1:34.81 1:34.49	1:34.94 1:37.68 1:34.06		6:17.77	
4.	406	KRČMÁŘ Miroslav Racing ATS Trutnov	CZ 1964	MG Metro 4R2 E1-1400	1:36.66 1:35.01 -DNS-	1:35.65 1:36.97 -DNS-		6:24.29	
5.	755	MÁLEK Dan Málek-Motorsport	CZ 1976	Škoda Felicia S1-1600	1:42.51 1:41.90 -DNS-	1:41.77 1:39.45 1:38.98		6:42.10	
6.	770	MALEŇÁK Dušan Automotoklub Masarykův okruh	CZ 1977	Škoda 136 GL S1-1600	1:46.95 1:43.03 1:43.36	1:43.21 1:40.63 1:44.45		6:50.23	
7.	409	CHOVANEČ Petr Low Budget Racing Team	CZ 1973	Ford Fiesta E1-1400	1:47.26 1:47.57 2:02.54	1:46.41 1:42.75 1:48.38		7:03.99	
8.	932	HEIER Ondřej Martin Chytil Team	CZ 1991	Škoda 130 L HA1-2000	1:49.23 1:47.34 1:49.65	1:50.30 1:50.33 1:48.03		7:14.25	

Rank	No	Driver Entrant	Country Bird	Car Class	1-st Day		2-nd Day		TIME
					Time	Time	Time	Time	
9.	103	DUCHOŇ Oldřich Auto Duchoň Racing Team	CZ 1962	Mazda 323 4WD E1+2000/4WD	1:55.97 1:51.90 1:50.15		1:50.99 1:53.22 -DNS-		7:26.26
10.	775	HAVLÍK Michal Team Michal Havlík	CZ 1984	Škoda 136 rapid S1-1600	1:52.98 1:51.88 -DNS-		1:53.53 1:52.25 1:51.63		7:28.74
11.	238	ŠTĚPÁNEK Milan Štěpa Racing Team	CZ 1952	BMW 318 is E1-2000	2:03.36 2:02.79 2:02.35		1:58.68 1:57.44 1:56.33		7:54.80
12.	923	ŽÁČEK Michal Přemysl Žáček	CZ 2000	Škoda Octavia,r.v.1960 HA1-2000	2:28.25 2:20.98 2:24.98		2:25.88 2:22.09 2:20.39		9:28.44
13.	990	MARČÁK Pavel HM motorsport	CZ 1982	Fiat 126 HA1-1300	2:29.55 2:27.64 -DNS-		2:23.28 2:20.77 2:19.81		9:31.50

Competition / Weather Information									
Qualification					RACE				
	Time	Weather	Temp. (°C)			Time	Weather	Temp. (°C)	
			Air	Road				Air	Road
1st Round	09:12 - 09:47	Sunny	8	6	1st Round	13:03 - 13:34	Sunny	16	10
2nd Round	10:41 - 11:08	Sunny	14	6	2nd Round	13:54 - 14:30	Sunny	18	12
					3rd Round	15:02 - 15:22	Sunny	20	15

Statistics										
		Time			Speed (km/h)			Competitors / Nations		
		Min	Max	Avg.	Max	Min	Avg.	in start list	started	with results
Qualification	1st Round	1:28.140	2:32.520	1:48.688	122,532	70,810	99,366	63/4	31/4	30/4
	2nd Round	1:27.120	2:29.880	1:44.496	123,967	72,058	103,353	63/4	27/4	26/4
RACE	1st Round	1:25.100	2:25.880	1:45.101	126,910	74,033	102,758	63/4	30/4	30/4
	2nd Round	1:23.770	2:22.090	1:43.841	128,924	76,008	104,004	63/4	30/4	30/4
	3rd Round	1:25.120	2:20.390	1:44.895	126,880	76,929	102,960	63/4	18/4	18/3

Race Director GÄNSDORFER Aleš (CZE)	Sport Marshal IHA  BARTL Miroslav (CZE)	Main Timekeeper  ŠABÍK Ľuboš (SVK)
--	---	---


LIQUI MOLY BERG CUP 2011

LIQUI MOLY BERG CUP 2011

Mohyla Míru, 17.4.2011

Újezd u Brna, 15. – 17. 4. 2011

IHA Challenge Region West - Class



Jury / Competition Management		Hill Data	
Chief of Competition	GÄNSDORFER Aleš (CZE)	Start Altitude	222 m
Race Director	GÄNSDORFER Aleš (CZE)	Finish Altitude	312 m
Vice chairman	BEZOKI Josef (CZE)	Vertical Drop	90 m
Sport Marshal IHA	BARTL Miroslav (CZE)	Course Length	3000 m
Technical Marshal IHA	DANĚK Pavel (CZE)	Min course Width	6 m
		Count of right-hand bend	
		Count of left-hand bend	
		Hill Record	2007, Miloš Zmeškal Dallara 399 F3: 1:18.041





Rank	No	Driver Entrant	Country Bird	Car Class	1-st Day		2-nd Day		TIME
						Time		Time	
CLASS S1-1600									
1.	755	MÁLEK Dan Málek-Motorsport	CZ 1976	Škoda Felicia S1-1600		1:42.54 1:41.90 -DNS-		1:41.77 1:39.45 1:38.98	6:42.10
2.	770	MALEŇÁK Dušan Automotoklub Masarykův okruh	CZ 1977	Škoda 136 GL S1-1600		1:46.95 1:43.03 1:43.36		1:43.21 1:40.63 1:44.45	6:50.23
3.	775	HAVLÍK Michal Team Michal Havlík	CZ 1984	Škoda 136 rapid S1-1600		1:52.98 1:51.88 -DNS-		1:53.53 1:52.25 1:51.63	7:28.74
CLASS S1-2000									
1.	747	KROPÁČ Miroslav Vetcars	CZ 1984	Nissan Sunny GTi S1-2000		1:34.41 1:34.81 1:34.49		1:34.94 1:37.68 1:34.06	6:17.77
CLASS S1+2000/4WD									
1.	648	STEHLÍK Karel KV Motorsport Team	CZ 1980	Mitsubishi Lancer Evo IX S1+2000/4WD		1:27.52 1:29.23 1:26.94		1:28.14 1:26.56 1:25.94	5:46.96
2.	608	HAVLÍČEK Luboš Šebrov	CZ 1978	Mitsubishi Lancer EVO 8 S1+2000/4WD		1:27.74 1:27.05 1:27.91		1:27.70 1:26.16 1:26.23	5:47.14
CLASS E1-1400									

Rank	№	Driver Entrant	Country Bird	Car Class	1-st Day		2-nd Day		TIME
					Time		Time		
1.	406	KRČMÁŘ Miroslav Racing ATS Trutnov	CZ 1964	MG Metro 4R2 E1-1400	1:36.66 1:35.01 -DNS-	1:35.65 1:36.97 -DNS-			6:24.29
2.	409	CHOVANEČ Petr Low Budget Racing Team	CZ 1973	Ford Fiesta E1-1400	1:47.26 1:47.57 2:02.54	1:46.41 1:42.75 1:48.38			7:03.99
CLASS E1-2000									
1.	238	ŠTĚPÁNEK Milan Štěpa Racing Team	CZ 1952	BMW 318 is E1-2000	2:03.36 2:02.79 2:02.35	1:58.68 1:57.44 1:56.33			7:54.80
CLASS E1+2000/4WD									
1.	103	DUCHOŇ Oldřich Auto Duchoň Racing Team	CZ 1962	Mazda 323 4WD E1+2000/4WD	1:55.97 1:51.90 1:50.15	1:50.99 1:53.22 -DNS-			7:26.26
CLASS HA1-1300									
1.	990	MARČÁK Pavel HM motorsport	CZ 1982	Fiat 126 HA1-1300	2:29.55 2:27.64 -DNS-	2:23.28 2:20.77 2:19.81			9:31.50
CLASS HA1-2000									
1.	932	HEIER Ondřej Martin Chytil Team	CZ 1991	Škoda 130 L HA1-2000	1:49.23 1:47.34 1:49.65	1:50.30 1:50.33 1:48.03			7:14.25
2.	923	ŽÁČEK Michal Přemysl Žáček	CZ 2000	Škoda Octavia,r.v.1960 HA1-2000	2:28.25 2:20.98 2:24.98	2:25.88 2:22.09 2:20.39			9:28.44

Competition / Weather Information									
Qualification					RACE				
	Time	Weather	Temp. (°C)			Time	Weather	Temp. (°C)	
			Air	Road				Air	Road
1st Round	09:12 - 09:47	Sunny	8	6	1st Round	13:03 - 13:34	Sunny	16	10
2nd Round	10:41 - 11:08	Sunny	14	6	2nd Round	13:54 - 14:30	Sunny	18	12
					3rd Round	15:02 - 15:22	Sunny	20	15

Statistics										
		Time			Speed (km/h)			Competitors / Nations		
		Min	Max	Avg.	Max	Min	Avg.	in start list	started	with results
Qualification	1st Round	1:28.140	2:32.520	1:48.688	122,532	70,810	99,366	63/4	31/4	30/4
	2nd Round	1:27.120	2:29.880	1:44.496	123,967	72,058	103,353	63/4	27/4	26/4
RACE	1st Round	1:25.100	2:25.880	1:45.101	126,910	74,033	102,758	63/4	30/4	30/4
	2nd Round	1:23.770	2:22.090	1:43.841	128,924	76,008	104,004	63/4	30/4	30/4
	3rd Round	1:25.120	2:20.390	1:44.895	126,880	76,929	102,960	63/4	18/4	18/3

Race Director GÄNSDORFER Aleš (CZE)	Sport Marshal IHA  BARTL Miroslav (CZE)	Main Timekeeper  ŠABÍK Ľuboš (SVK)
--	--	---