


LIQUI MOLY BERG CUP 2011

LIQUI MOLY BERG CUP 2011

VH Autoservis Ostrá Lúka, 16.7.2011

Ostrá Lúka, 15. -17. 7. 2011

Absolute Results




Jury / Competition Management		Hill Data	
Chief of Competition	BUSCHBACHER Marián (SVK)	Start Altitude	m
Race Director	BUSCHBACHER Marián (SVK)	Finish Altitude	m
Vice chairman	RONDÍK Ján (SVK)	Vertical Drop	m
Sport Marshal IHA	BARTL Miroslav (CZE)	Course Length	2400 m
Technical Marshal IHA	BARTL Miroslav (CZE)	Min course Width	6 m
		Count of right-hand bend	
		Count of left-hand bend	
		Hill Record	2009, Miloš Zmeškal Dallara 399 F3: 1:05.64



Rank	No	Driver Entrant	Country Bird	Car Class	Qualification				RACE				Diff. Prev. Speed (km/h)	TIME
					20 m	100 m	1100m	Time	20m	100m	1100m	Time		
LIQUI MOLY BERG CUP 2011														
1.	2	KOMÁREK David Liqui Moly Komvet Racing	CZ 1975	Norma M20F E2/C+2000	1.54 1.65	3.89 4.12	38.97 38.00	1:17.40 (1./1.) 1:15.51 (1./1.)	1.67 1.67	4.14 3.99	37.49 39.56	1:05.64 (1./1.) 1:08.22 (1./1.)	-DNS-	2:13.86 (1.) 129,090 Δ 2,580 (58.)
2.	1	MLEJNEK Aleš Steelmet Team	CZ 1967	Formule Lotus E2/C+2000	1.78 1.68	4.41 4.26	40.90 39.80	1:21.52 (3./2.) 1:19.65 (2./2.)	1.70 1.68	4.34 4.42	39.56 40.85	1:09.27 (2./2.) 1:10.98 (3./2.)	+6,390 +6,390	2:20.25 (2.) 123,209 Δ 1,710 (50.)
3.	6	RYBNÍČEK Marek Liqui Moly Komvet Racing	CZ 1980	Mitsubishi Eclipse E2SH	1.82 1.61	4.24 3.94	40.80 40.18	1:21.42 (2./1.) 1:22.75 (5./1.)	1.65 1.68	4.00 4.06	39.91 40.09	1:11.13 (3./1.) 1:10.76 (2./1.)	+8,030 +1,640	2:21.89 (1.) 121,784 Δ 0,370 (17.)
4.	7	NOVICKÝ Michal Kovosteel Novitech Sudoměřice	CZ 1977	Reynard 032 F3 E2/C-2000	1.59 1.84	4.22 4.61	42.13 42.48	1:26.66 (8./1.) 1:27.08 (12./2.)	1.78 1.66	4.55 4.31	40.90 40.61	1:11.99 (5./1.) 1:11.18 (4./1.)	+9,310 +1,280	2:23.17 (1.) 120,696 Δ 0,810 (32.)
5.	10	ZMEŠKAL Miloš Zmeškal Motorsport	CZ 1957	Reynard 97D F3000 E2/C+2000	1.82 1.70	4.40 4.12	43.11 40.52	1:25.58 (6./3.) 1:21.37 (3./3.)	1.67 1.71	4.10 4.13	40.66 42.49	1:11.97 (4./3.) 1:13.97 (6./3.)	+12,080 +2,770	2:25.94 (3.) 118,405 Δ 2,000 (53.)
6.	4	ZEMAN Martin Liqui Moly Komvet Racing	CZ 1974	Mitsubishi Lancer Evo VI E1+2000/4WD	1.63 1.63	4.11 4.11	41.61 40.99	1:23.63 (4./1.) 1:22.09 (4./1.)	1.69 1.65	4.13 4.10	41.75 41.07	1:13.84 (6./1.) 1:12.95 (5./1.)	+12,930 +0,850	2:26.79 (1.) 117,719 Δ 0,890 (36.)

Rank	No	Driver Entrant	Country Bird	Car Class	Qualification				RACE				Diff. Prev.	TIME Speed (km/h)
					20 m	100 m	1100m	Time	20m	100m	1100m	Time		
7.	9	ULMAN Pavel Z.R.T. Motorsport Ulman	CZ	BMW M3 E36 E1+2000/2WD	2.06 2.03	4.89 4.83	44.29 42.77	1:27.77 (10./1.) 1:25.57 (8./1.)	1.99 2.00	4.81 4.75	42.31 42.41	1:14.62 (9./1.) 1:14.02 (7./1.)	+14,780 +1,850	2:28.64 (1.) 116,254 Δ 0,600 (26.)
8.	19	BUCHEGGER Siegfried Zmeškal Motorsport	AT	KTM X Bow E2/C+2000	1.71 1.84	4.57 4.77	43.53 42.83	1:26.30 (7./4.) 1:25.36 (7./4.)	1.72 1.79	4.57 4.67	42.29 43.42	1:14.19 (7./4.) 1:15.30 (8./4.)	+15,630 +0,850	2:29.49 (4.) 115,593 Δ 1,110 (40.)
9.	21	TRNKA Jakub Kovosteel Novitech Sudoměřice	CZ	Norma M20F E2/C-2000	22.85 1.92	27.38 4.69	1:11.79 44.98	1:54.15 (64./3.) 1:26.09 (9./1.)	1.89 1.96	4.48 4.62	42.18 44.46	1:14.28 (8./2.) 1:16.24 (10./2.)	+16,660 +1,030	2:30.52 (2.) 114,802 Δ 1,960 (52.)
10.	5	ŠUBERT Drahoslav Liqui Moly Komvet Racing	CZ	Mitsubishi Lancer Evo IX S1+2000/4WD	2.21 1.83	5.38 4.69	46.62 43.67	1:30.84 (14./2.) 1:26.12 (10./1.)	1.90 1.85	4.74 4.67	43.33 43.05	1:15.30 (10./1.) 1:15.34 (9./1.)	+16,780 +0,120	2:30.64 (1.) 114,711 Δ 0,040 (3.)
11.	45	PIEKARZ Antonín DKP Racing	CZ	Jema 630 GT E2/C-1600	1.84 1.91	4.67 4.71	46.46 45.65	1:32.64 (19./3.) 1:31.35 (22./3.)	1.89 1.94	4.71 4.71	44.11 44.01	1:17.44 (12./1.) 1:17.29 (13./1.)	+20,870 +4,090	2:34.73 (1.) 111,678 Δ 0,150 (9.)
12.	648	STEHLÍK Karel KV Motorsport Team	CZ	Mitsubishi Lancer Evo IX S1+2000/4WD	1.96 1.65	5.12 4.62	47.00 44.18	1:33.05 (21./4.) 1:28.67 (15./3.)	1.65 1.61	4.63 4.55	43.82 43.91	1:17.59 (13./2.) 1:17.23 (12./3.)	+20,960 +0,090	2:34.82 (2.) 111,613 Δ 0,360 (15.)
13.	608	HAVLÍČEK Luboš Šebrov	CZ	Mitsubishi Lancer EVO 8 S1+2000/4WD	1.79 1.63	4.75 4.47	47.29 44.75	1:34.35 (26./5.) 1:29.40 (16./4.)	1.68 1.57	4.55 4.38	44.18 43.41	1:18.05 (15./3.) 1:16.92 (11./2.)	+21,110 +0,150	2:34.97 (3.) 111,505 Δ 1,130 (41.)
14.	420	LACKNER Ronald RL-Racing	AT	Suzuki Swift Gti E1-1400	2.20 2.11	5.36 5.21	46.15 46.14	1:32.03 (18./1.) 1:32.74 (25./1.)	2.04 2.04	5.11 5.10	44.69 44.35	1:18.64 (17./1.) 1:17.91 (14./1.)	+22,690 +1,580	2:36.55 (1.) 110,380 Δ 0,730 (29.)
15.	229	BOHÁČ Milan Renault Chrudim Boháč Milan	CZ	Renault Clio Sport E1-2000	2.23 2.12	5.36 5.20	46.81 45.16	1:33.49 (25./3.) 1:30.24 (19./1.)	2.05 2.08	5.07 5.19	45.44 44.43	1:19.79 (20./1.) 1:18.48 (15./1.)	+24,410 +1,720	2:38.27 (1.) 109,181 Δ 1,310 (45.)
16.	202	BEK Tomáš Steelmet Team	CZ	Renault Clio Sport E1-2000	2.22 2.21	5.37 5.38	46.95 46.22	1:33.28 (23./2.) 1:30.95 (21./2.)	2.17 2.18	5.28 5.30	45.60 44.90	1:19.99 (21./2.) 1:18.98 (16./2.)	+25,110 +0,700	2:38.97 (2.) 108,700 Δ 1,010 (39.)
17.	49	RYŠ Aleš Haviřov	CZ	Jema 630 GT E2/C-1600	1.89 1.90	4.71 4.70	45.42 44.67	1:30.72 (13./1.) 1:30.09 (18./1.)	1.79 1.83	4.68 4.72	44.64 46.15	1:18.44 (16./2.) 1:20.54 (18./2.)	+25,120 +0,010	2:38.98 (2.) 108,693 Δ 2,100 (54.)
18.	317	STANĚK Vojtěch Liqui Moly Komvet Racing	CZ	Peugeot 106 Maxi E1-1600	2.25 2.27	5.46 5.48	45.77 45.39	1:30.88 (15./1.) 1:29.92 (17./1.)	2.10 2.23	5.22 5.41	45.21 45.44	1:19.50 (18./1.) 1:19.96 (17./1.)	+25,600 +0,480	2:39.46 (1.) 108,366 Δ 0,460 (22.)
19.	16	MADRIAN Ferdinand Zmeškal Motorsport	AT	KTM X Bow E2/C+2000	1.83 1.79	4.77 4.64	44.97 44.23	1:29.69 (12./5.) 1:28.43 (14./5.)	1.87 1.82	4.76 4.60	43.79 45.76	1:17.36 (11./5.) 1:22.23 (29./6.)	+25,730 +0,130	2:39.59 (5.) 108,277 Δ 4,870 (60.)
20.	33	MOURAL Karel MK Motorsport	CZ	E2/C-2000	2.04 2.21	4.85 5.44	45.10 48.51	1:31.69 (16./2.) 1:35.60 (33./3.)	1.99 2.09	4.70 4.76	44.85 45.82	1:19.73 (19./3.) 1:20.55 (19./3.)	+26,420 +0,690	2:40.28 (3.) 107,811 Δ 0,820 (33.)
21.	201	DUBOCZI Jaroslav Titan Racing	SK	Seat Leon TDi E1-2000	2.44 2.37	5.84 5.75	47.13 46.20	1:33.21 (22./1.) 1:31.93 (23./3.)	2.29 2.32	5.64 5.63	46.44 46.35	1:20.90 (23./3.) 1:20.92 (23./3.)	+27,960 +1,540	2:41.82 (3.) 106,785 Δ 0,020 (2.)
22.	18	MOSER Melanie Zmeškal Motorsport	AT	KTM X Bow E2/C+2000	1.88 1.84	4.92 4.83	46.57 46.65	1:36.18 (29./6.) 1:34.98 (32./6.)	1.87 1.84	5.00 4.81	45.49 45.10	1:21.44 (25./6.) 1:20.77 (21./5.)	+28,350 +0,390	2:42.21 (6.) 106,529 Δ 0,670 (27.)
23.	120	DOSEĎL Dušan DK Mont	CZ	Subaru impreza vrxk su N14 E1+2000/4WD	2.31 2.13	5.39 6.00	50.25 48.83	1:43.64 (50./4.) 1:37.69 (42./4.)	2.10 1.98	5.09 4.96	45.75 45.53	1:21.15 (24./3.) 1:21.25 (24./2.)	+28,540 +0,190	2:42.40 (2.) 106,404 Δ 0,100 (7.)
24.	403	MR. CIMBU Racing ATS Trutnov	CZ	MG Metro 4R2 E1-1400	2.03 1.96	5.37 5.21	49.03 46.90	1:37.22 (33./2.) 1:33.83 (27./2.)	1.88 1.98	5.10 5.21	46.22 45.71	1:21.64 (27./2.) 1:20.77 (21./2.)	+28,550 +0,010	2:42.41 (2.) 106,397 Δ 0,870 (35.)
25.	161	JUHÁS Martin Galanta	SK	BMW M3 E1+2000/2WD	2.07 2.02	5.20 5.86	46.31 47.40	1:33.41 (24./2.) 1:33.90 (28./3.)	1.99 1.99	5.13 5.14	46.72 45.75	1:22.06 (29./2.) 1:20.73 (20./2.)	+28,930 +0,380	2:42.79 (2.) 106,149 Δ 1,330 (46.)
26.	40	OSLADIL Jan Autosport Osladil	CZ	Delta II E2/C-1600	2.00 1.90	5.09 5.08	45.31 45.10	1:31.85 (17./2.) 1:30.75 (20./2.)	1.92 1.88	5.08 5.06	45.48 47.13	1:20.60 (22./3.) 1:22.29 (30./3.)	+29,030 +0,100	2:42.89 (3.) 106,084 Δ 1,690 (49.)
27.	601	ČEPIČKA Vlastimil SELM Motor Racing team	CZ	Mitsubishi Lancer Evo X S1+2000/4WD	1.67 1.74	4.55 4.61	45.85 45.76	1:32.92 (20./3.) 1:32.26 (24./5.)	1.63 1.59	4.49 4.47	46.11 45.75	1:21.69 (28./4.) 1:21.29 (25./4.)	+29,120 +0,090	2:42.98 (4.) 106,025 Δ 0,400 (18.)
28.	173	KOTEK Pavel DKP Racing	CZ	BMW M3 E1+2000/2WD	2.35 2.23	5.65 5.50	47.52 46.51	1:36.54 (31./3.) 1:33.55 (26./2.)	2.11 2.22	5.42 5.44	46.44 46.26	1:22.37 (30./3.) 1:21.59 (26./3.)	+30,100 +0,980	2:43.96 (3.) 105,392 Δ 0,780 (31.)
29.	789	ZIMÁK Martin Steelmet Team	CZ	Citroen Saxo VTS S1-1600	2.30 2.31	5.97 5.71	50.41 49.14	1:40.43 (40./1.) 1:37.54 (40./1.)	2.21 2.15	5.56 5.52	47.52 46.97	1:22.59 (32./1.) 1:22.08 (27./1.)	+30,810 +0,710	2:44.67 (1.) 104,937 Δ 0,510 (25.)
30.	718	SATEK Jakub Network24 Racing	CZ	Honda Civic Type R S1-2000	2.41 2.25	5.90 5.65	48.90 47.16	1:36.88 (32./2.) 1:33.91 (29./1.)	2.25 2.26	5.62 5.64	47.15 47.69	1:22.47 (31./1.) 1:22.63 (31./1.)	+31,240 +0,430	2:45.10 (1.) 104,664 Δ 0,160 (10.)
31.	222	BALÍK Petr B&B Elektro Racing Team	CZ	BMW E36 320iS E1-2000	2.29 2.18	5.64 5.53	51.67 49.08	1:42.17 (48./5.) 1:38.07 (44./5.)	2.11 2.05	5.38 5.66	47.69 47.71	1:23.21 (33./4.) 1:23.52 (34./4.)	+32,870 +1,630	2:46.73 (4.) 103,641 Δ 0,310 (12.)
32.	737	LOUBAL Lubomír Vetcars	CZ	VW Golf IV TDi S1-2000	2.58 2.29	6.26 6.15	1:06.98 49.22	1:56.99 (66./7.) 1:38.51 (46./3.)	2.31 2.29	5.77 5.99	47.64 48.13	1:23.82 (35./2.) 1:23.87 (36./3.)	+33,830 +0,960	2:47.69 (2.) 103,047 Δ 0,050 (4.)

Rank	№	Driver Entrant	Country Bird	Car Class	Qualification				RACE				Diff. Prev.	TIME Speed (km/h)
					20 m	100 m	1100m	Time	20m	100m	1100m	Time		
33.	555	PILAŘ Rostislav Steelmet Team	CZ	Ford Escort RS2000 NA-2000	2.17	5.45	48.99	1:38.19 (34./1.)	2.16	5.46	47.50	1:24.22 (37./1.)	+34,140	2:48.00 (1.)
			1960		2.13	5.45	47.82	1:36.30 (37./1.)	2.16	5.47	47.60	1:23.78 (35./1.)	+0,310	102,857
												-DNS-	Δ 0,440 (20.)	
34.	282	JAJCAY Pavol Autoklub Pezínok	SK	Nissan Sunny E1-2000	2.33	5.59	50.97	1:41.31 (41./4.)	2.28	5.61	48.85	1:25.68 (43./5.)	+36,290	2:50.15 (5.)
			1982		2.21	5.51	48.60	1:37.38 (39./4.)	2.15	5.31	47.96	1:24.47 (40./5.)	+2,150	101,557
												-DNS-	Δ 1,210 (42.)	
35.	711	WINTER Jaroslav Kodecar	CZ	Honda Civic Type R S1-2000	2.32	5.88	52.41	1:44.31 (53./5.)	2.18	5.66	48.99	1:25.26 (42./4.)	+36,450	2:50.31 (3.)
			1959		2.17	5.63	50.08	1:39.87 (50./5.)	2.19	5.64	48.43	1:25.05 (43./4.)	+0,160	101,462
												-DNS-	Δ 0,210 (11.)	
36.	702	KRETZ Michal Kretz Motorsport	CZ	Renault Clio Sport S1-2000	2.23	5.77	51.20	1:41.35 (42./3.)	2.26	5.69	48.82	1:25.24 (41./3.)	+36,670	2:50.53 (4.)
			1980		2.23	5.72	49.72	1:39.06 (47./4.)	2.19	5.61	48.58	1:25.29 (44./5.)	+0,220	101,331
												-DNS-	Δ 0,050 (4.)	
37.	441	BORYCKI Damian Euromal Racing Team	PL	Suzuki Swift Ninja E1-1400	2.18	5.43	50.39	1:41.76 (44./4.)	2.23	5.51	49.15	1:26.50 (45./4.)	+37,040	2:50.90 (3.)
			1977		2.21	5.43	51.86	1:41.85 (53./4.)	2.19	5.41	47.61	1:24.40 (39./3.)	+0,370	101,112
												-DNS-	Δ 2,100 (54.)	
38.	404	KACVINSKÝ Peter AK Hobby Racing	SK	Suzuki Swift GTi E1-1400	2.39	5.92	50.04	1:40.00 (39./3.)	2.36	5.75	48.90	1:26.24 (44./3.)	+37,250	2:51.11 (4.)
			1963		2.24	5.61	49.19	1:37.98 (43./3.)	2.35	5.92	48.79	1:24.87 (42./4.)	+0,210	100,988
												-DNS-	Δ 1,370 (47.)	
39.	699	ANČÍK František Kovosteel Novitech Sudoměřice	SK	BMW M3 S1+2000/2WD	2.01	5.30	49.52	1:39.03 (36./1.)	2.05	5.41	48.31	1:24.76 (39./1.)	+37,930	2:51.79 (1.)
			1976		2.09	5.43	48.69	1:37.61 (41./1.)	2.18	5.48	49.42	1:27.03 (46./1.)	+0,680	100,588
												-DNS-	Δ 2,270 (56.)	
40.	400	STEJSKAL Bronislav Czech-Pro Racing Team	CZ	Škoda Felicia Kit Car E1-1400	2.39	6.37	51.36	1:42.70 (49./5.)	2.36	6.28	49.71	1:26.82 (46./5.)	+40,140	2:54.00 (5.)
			1977		2.43	6.49	51.45	1:42.30 (55./5.)	2.40	6.52	49.98	1:27.18 (47./5.)	+2,210	99,310
												-DNS-	Δ 0,360 (15.)	
41.	777	ÁZSÓTH Ladislav DECAM Motorsport	CZ	Citroen Saxo VTS S1-1600	2.18	5.85	51.22	1:41.64 (43./2.)	2.14	5.77	49.29	1:26.84 (47./2.)	+40,300	2:54.16 (2.)
			1959		2.20	5.91	50.15	1:39.46 (48./2.)	2.15	5.79	49.67	1:27.32 (48./2.)	+0,160	99,219
												-DNS-	Δ 0,480 (23.)	
42.	730	ŠABÍK Martin DECAM Motorsport	SK	Ford Focus ST S1-2000	2.38	5.94	51.40	1:41.77 (45./4.)	2.34	5.84	50.68	1:28.35 (49./5.)	+42,500	2:56.36 (5.)
			1973		2.32	5.85	50.78	1:41.20 (52./6.)	2.38	5.88	50.35	1:28.01 (50./6.)	+2,200	97,981
												-DNS-	Δ 0,340 (13.)	
43.	17	JAROSZEWICZ Joanna Zmeškal Motorsport	PL	KTM X Bow E2/C+2000	2.02	5.05	52.11	1:46.04 (56./7.)	1.99	5.06	50.12	1:28.86 (50./7.)	+42,640	2:56.50 (7.)
			1982		1.88	4.90	50.02	1:42.09 (54./7.)	2.16	5.10	49.20	1:27.64 (49./7.)	+0,140	97,904
												-DNS-	Δ 1,220 (43.)	
44.	799	PASZEK Przemysław Akuna Racing Team	PL	Honda Civic S1-1600	2.31	5.99	51.07	1:44.58 (55./3.)	2.21	5.92	50.61	1:29.54 (51./3.)	+45,130	2:58.99 (3.)
			1984		2.21	5.90	50.67	1:43.07 (56./3.)	2.20	5.91	50.58	1:29.45 (52./3.)	+2,490	96,542
												-DNS-	Δ 0,090 (6.)	
45.	656	KLUKAN Radek RRmotorsport	CZ	BMW M3 S1+2000/2WD	2.01	5.34	52.37	1:44.51 (54./2.)	2.08	5.50	50.93	1:30.26 (53./2.)	+45,670	2:59.53 (2.)
			1973		2.01	5.39	51.26	1:44.92 (59./2.)	1.97	5.31	50.05	1:29.27 (51./2.)	+0,540	96,251
												-DNS-	Δ 0,990 (38.)	
46.	444	POKORNÝ Milan Hillclimb Racing Team	SK	Škoda Fabia E1-1400	2.42	6.36	53.03	1:47.04 (57./6.)	2.26	6.13	52.05	1:30.99 (54./6.)	+47,190	3:01.05 (6.)
			1994		2.36	6.25	51.99	1:43.29 (57./6.)	2.28	6.12	51.52	1:30.06 (55./6.)	+1,520	95,443
												-DNS-	Δ 0,930 (37.)	
47.	705	KLČ Miroslav Miroslav Klč	SK	Opel Kadett GSi S1-2000	2.67	6.58	57.64	1:54.65 (65./6.)	2.61	6.36	52.37	1:31.23 (55./6.)	+48,490	3:02.35 (6.)
			1952		2.67	6.36	52.76	1:46.15 (60./7.)	2.59	6.31	52.19	1:31.12 (56./7.)	+1,300	94,763
												-DNS-	Δ 0,110 (8.)	
48.	200	FIBICH Václav Fibich přeprava osob	CZ	Opel Corsa B E1-2000	2.28	5.45	50.71	1:44.05 (51./6.)	2.20	5.40	51.94	1:33.15 (59./6.)	+48,810	3:02.67 (6.)
			1983		2.22	5.41		- DNF -	2.27	5.49	50.78	1:29.52 (53./6.)	+0,320	94,597
												-DNS-	Δ 3,630 (59.)	
49.	221	KUTYNA Łukasz Warszawa	PL	Opel Astra E1-2000	2.33	5.92	53.70	1:49.59 (61./7.)	2.45	6.17	53.02	1:33.44 (60./7.)	+51,120	3:04.98 (7.)
			1988		2.41	6.17	53.16	1:46.52 (63./6.)	2.29	5.78	51.79	1:31.54 (57./7.)	+2,310	93,416
												-DNS-	Δ 1,900 (51.)	
50.	320	GRABOWSKI Zbigniew Elektrostart	PL	Honda Civic VTI E1-1600	2.38	6.04	52.76	1:47.11 (58./3.)	2.19	5.67	52.15	1:33.12 (58./2.)	+51,520	3:05.38 (2.)
			1985		2.22	5.74	52.34	1:46.35 (61./3.)	2.18	5.60	51.34	1:32.26 (59./2.)	+0,400	93,214
												-DNS-	Δ 0,860 (34.)	
51.	659	PROKŠ Robert RRmotorsport	CZ	BMW M3 S1+2000/2WD	2.24	5.76	55.18	1:49.65 (62./3.)	2.20	5.89	52.62	1:32.96 (57./3.)	+51,720	3:05.58 (3.)
			1968		2.12	5.47	52.68	1:46.53 (64./3.)	2.46	6.12	52.74	1:32.62 (60./3.)	+0,200	93,113
												-DNS-	Δ 0,340 (13.)	
	727	MITÁNEK Petr DKP Racing	CZ	Opel Astra GSi S1-2000	2.21	5.53	48.33	1:36.32 (30./1.)	2.16	5.61		- DNF -		- DNF -
			1979		2.10	5.74	48.16	1:35.99 (34./2.)	2.15	5.71	47.68	1:23.48 (33./2.)		- DNF -
												-DNS-		
	111	ČIKOR Radomir Max Motorsport	SK	Mitsubishi Lancer Evolution E1+2000/4WD	1.82	4.58	45.31	1:29.43 (11./3.)	1.73	4.37	44.09	1:17.93 (14./2.)		- DNF -
			1971		1.84	4.44	43.65	1:27.29 (13./3.)	1.69	4.34		- DNF -		- DNF -
												-DNS-		
	626	VAHANČIK Peter Badabing	SK	Mitsubishi Lancer Evo VIII S1+2000/4WD	1.68	4.56	43.98	1:27.69 (9./1.)				- DNS -		- DNF -
			1985		1.73	4.61	43.61	1:26.93 (11./2.)				- DNS -		- DNF -
												-DNS-		
	622	FILLOVÁ Katarína Silárd Racing Team	SK	Mitsubishi Evo VIII S1+2000/4WD	1.74	4.93	47.33	1:34.41 (27./6.)				- DNS -		- DNF -
			1984		1.92	5.04	47.07	1:33.98 (30./6.)				- DNS -		- DNF -
												-DNS-		
	3	ŠPALEK Jiří Liqui Moly Komvet Racing	CZ	Mitsubishi Lancer WRC 05 E1+2000/4WD	1.65	4.23	41.94	1:24.15 (5./2.)				- DNS -		- DNF -
			1972		1.73	4.30	41.52	1:24.27 (6./2.)				- DNS -		- DNF -
												-DNS-		
	603	MINIBERGER Tomáš Liqui Moly Komvet Racing	CZ	Mitsubishi Lancer Evo VIII S1+2000/4WD				- DNS -				- DNS -		- DNF -
			1970					- DNS -				- DNS -		- DNF -
												-DNS-		
	377	FARKAS Csaba FF racing	SK	Honda CIVIC E1-1600	2.21	5.74	50.43	1:39.42 (38./2.)				- DNS -		- DNF -
			1977		2.12	5.64	49.91	1:38.09 (45./2.)				- DNS -		- DNF -
												-DNS-		



Rank	No	Driver Entrant	Country Bird	Car Class	Qualification				RACE				Diff. Prev. Speed (km/h)	TIME
					20 m	100 m	1100m	Time	20m	100m	1100m	Time		
														
1.	912	DUDEK Grzegorz Dudek Auto Sport	PL 1972	VW Golf I HA1-2000	2.16 2.03	5.66 5.41	48.40 47.47	1:35.62 (28./1.) 1:34.12 (31./1.)	2.09 2.06	5.49 5.42	47.57 46.85	1:23.32 (34./1.) 1:22.09 (28./1.)	2:45.41 (1.) 104,468 Δ 1,230 (44.)	
2.	800	RÝZEK Milan Steelmet Team	SK 1985	Van Diemen HA2	1.90 1.85	5.23 5.18	49.19 48.27	1:38.27 (35./1.) 1:36.05 (35./1.)	1.87 1.88	5.19 5.20	46.64 48.48	1:21.50 (26./1.) 1:24.04 (38./1.)	+0,130 2:45.54 (1.) 104,386 Δ 2,540 (57.)	
3.	909	KOZMANN Ladislav Sport Line Racing Team Bratislava	SK 1956	VW Scirocco HA1-2000	2.27 2.14	5.69 5.54	59.23 47.93	1:47.51 (59./3.) 1:36.11 (36./2.)	2.24 2.17	5.66 5.53	47.83 47.19	1:23.97 (36./2.) 1:23.21 (32./2.)	+1,770 2:47.18 (2.) 103,362 Δ 0,760 (30.)	
4.	850	JELÍNEK Libor Auto Jelínek	CZ 1949	BMW 3.5 CSL HA1+2000	2.37 2.29	5.90 5.90	50.47 50.08	1:42.14 (47./1.) 1:40.57 (51./1.)	2.10 2.10	5.48 5.45	47.92 47.07	1:24.67 (38./1.) 1:23.99 (37./1.)	+3,250 2:48.66 (1.) 102,455 Δ 0,680 (28.)	
5.	991	DOKOUPIL Roman R9 Team	CZ 1976	Škoda 130 RS HA1-1300	1.99 2.00	5.41 5.39	48.58 47.44	1:39.27 (37./1.) 1:36.85 (38./1.)	1.96 1.89	5.38 5.28	47.90 47.69	1:24.84 (40./1.) 1:24.83 (41./1.)	+4,260 2:49.67 (1.) 101,845 Δ 0,010 (1.)	
6.	924	STANIAK Marcin Autoelektronika Balicka Motorsport	PL 1978	BMW E30 318iS HA1-2000	2.17 2.16	5.88 5.87	50.35 49.84	1:41.83 (46./2.) 1:39.63 (49./3.)	2.02 2.07	5.65 5.71	49.46 49.21	1:26.87 (48./3.) 1:26.39 (45./3.)	+7,850 2:53.26 (3.) 99,735 Δ 0,480 (23.)	
7.	950	MATUŠEK Lukáš R9 Team	CZ 1986	Škoda 120 LS B6 HA1-1300	2.04 1.96	5.63 5.53	51.81 51.25	1:44.25 (52./2.) 1:43.76 (58./2.)	1.92 1.89	5.41 5.37	50.89 50.48	1:30.25 (52./2.) 1:29.80 (54./2.)	+14,640 3:00.05 (2.) 95,973 Δ 0,450 (21.)	
8.	899	ONDREJKA Ján JOSK Racing Team	SK 1953	Škoda 200 RS HA1+2000	1.98 1.83	5.54 5.21	54.62 52.03	1:50.69 (63./2.) 1:46.50 (62./2.)	1.88 1.86	5.27 5.25	52.26 52.06	1:32.59 (56./2.) 1:32.16 (58./2.)	+19,340 3:04.75 (2.) 93,532 Δ 0,430 (19.)	
9.	958	GALLO Pavel Scuderia Gallo	SK 1946	Fiat 128 Sport Coupé HA1-1300	2.42 2.27	6.13 7.10	53.67 54.51	1:47.74 (60./3.) 1:48.32 (65./3.)	2.63 2.26	6.73 6.20	54.43 52.20	1:35.71 (61./3.) 1:34.11 (61./3.)	+24,410 3:09.82 (3.) 91,034 Δ 1,600 (48.)	

Competition / Weather Information

Qualification					RACE				
	Time	Weather	Temp. (°C)			Time	Weather	Temp. (°C)	
			Air	Road				Air	Road
1st Round	09:10 - 10:15	Sunny	18	16	1st Round	15:08 - 16:08	Sunny	25	34
2nd Round	10:42 - 12:16	Sunny	21	25	2nd Round	16:31 - 18:20	Sunny	26	39
					3rd Round	-			

Statistics

		Time			Speed (km/h)			Competitors / Nations		
		Min	Max	Avg.	Max	Min	Avg.	in start list	started	with results
Qualification	1st Round	1:17.400	1:56.990	1:37.523	111,628	73,852	88,594	82/4	66/4	66/4
	2nd Round	1:15.510	1:48.320	1:34.712	114,422	79,764	91,224	82/4	66/4	65/4
RACE	1st Round	1:05.640	1:35.710	1:22.587	131,627	90,273	104,617	82/4	62/4	61/4
	2nd Round	1:08.220	1:34.110	1:22.553	126,649	91,807	104,660	82/4	62/4	61/4
	3rd Round							82/4	0/4	0/0


Race Director BUSCHBACHER Marián (SVK)	Sport Marshal IHA  BARTL Miroslav (CZE)	Main Timekeeper  ŠABÍK Ľuboš (SVK)
---	--	---

LIQUI MOLY BERG CUP 2011

LIQUI MOLY BERG CUP 2010

VH Autoservis Ostrá Lúka, 16.7.2011

Ostrá Lúka, 15. -17. 7. 2011



Jury / Competition Management		Hill Data	
Chief of Competition	BUSCHBACHER Marián (SVK)	Start Altitude	m
Race Director	BUSCHBACHER Marián (SVK)	Finish Altitude	m
Vice chairman	RONDÍK Ján (SVK)	Vertical Drop	m
Sport Marshal IHA	BARTL Miroslav (CZE)	Course Length	2400 m
Technical Marshal IHA	BARTL Miroslav (CZE)	Min course Width	6 m
		Count of right-hand bend	
		Count of left-hand bend	
		Hill Record	2009, Miloš Zmeškal Dallara 399 F3: 1:05.64



Rank	№	Driver Entrant	Country Bird	Car Class	Qualification				RACE				Diff. Prev.	TIME Speed (km/h)
					20 m	100 m	1100m	Time	20m	100m	1100m	Time		



CLASS S1-1600

1.	789	ZIMÁK Martin Steelmet Team	CZ 1989	Citroen Saxo VTS S1-1600	2.30 2.31	5.97 5.71	50.41 49.14	1:40.43 (40./1.) 1:37.54 (40./1.)	2.21 2.15	5.56 5.52	47.52 46.97	1:22.59 (32./1.) 1:22.08 (27./1.)	-DNS-	2:44.67 (29.) 104,937
2.	777	ÁZSÓTH Ladislav DECAM Motorsport	CZ 1959	Citroen Saxo VTS S1-1600	2.18 2.20	5.85 5.91	51.22 50.15	1:41.64 (43./2.) 1:39.46 (48./2.)	2.14 2.15	5.77 5.79	49.29 49.67	1:26.84 (47./2.) 1:27.32 (48./2.)	+9,490 +9,490	2:54.16 (41.) 99,219
3.	799	PASZEK Przemysław Akuna Racing Team	PL 1984	Honda Civic S1-1600	2.31 2.21	5.99 5.90	51.07 50.67	1:44.58 (55./3.) 1:43.07 (56./3.)	2.21 2.20	5.92 5.91	50.61 50.58	1:29.54 (51./3.) 1:29.45 (52./3.)	+14,320 +4,830	2:58.99 (44.) 96,542

CLASS S1-2000

1.	718	SATEK Jakub Network24 Racing	CZ 1984	Honda Civic Type R S1-2000	2.41 2.25	5.90 5.65	48.90 47.16	1:36.88 (32./2.) 1:33.91 (29./1.)	2.25 2.26	5.62 5.64	47.15 47.69	1:22.47 (31./1.) 1:22.63 (31./1.)	-DNS-	2:45.10 (30.) 104,664
2.	737	LOUBAL Lubomír Vetcars	CZ 1982	VW Golf IV TDi S1-2000	2.58 2.29	6.26 6.15	1:06.98 49.22	1:56.99 (66./7.) 1:38.51 (46./3.)	2.31 2.29	5.77 5.99	47.64 48.13	1:23.82 (35./2.) 1:23.87 (36./3.)	+2,590 +2,590	2:47.69 (32.) 103,047

Rank	№	Driver Entrant	Country Bird	Car Class	Qualification				RACE				Diff. Prev.	TIME Speed (km/h)
					20 m	100 m	1100m	Time	20m	100m	1100m	Time		
3.	711	WINTER Jaroslav Kodecar	CZ 1959	Honda Civic Type R S1-2000	2.32 2.17	5.88 5.63	52.41 50.08	1:44.31 (53./5.) 1:39.87 (50./5.)	2.18 2.19	5.66 5.64	48.99 48.43	1:25.26 (42./4.) 1:25.05 (43./4.)	+5,210 +2,620	2:50.31 (35.) 101,462
4.	702	KRETZ Michal Kretz Motorsport	CZ 1980	Renault Clio Sport S1-2000	2.23 2.23	5.77 5.72	51.20 49.72	1:41.35 (42./3.) 1:39.06 (47./4.)	2.26 2.19	5.69 5.61	48.82 48.58	1:25.24 (41./3.) 1:25.29 (44./5.)	+5,430 +0,220	2:50.53 (36.) 101,331
5.	730	ŠABÍK Martin DECAM Motorsport	SK 1973	Ford Focus ST S1-2000	2.38 2.32	5.94 5.85	51.40 50.78	1:41.77 (45./4.) 1:41.20 (52./6.)	2.34 2.38	5.84 5.88	50.68 50.35	1:28.35 (49./5.) 1:28.01 (50./6.)	+11,260 +5,830	2:56.36 (42.) 97,981
6.	705	KLČ Miroslav Miroslav Klč	SK 1952	Opel Kadett GSi S1-2000	2.67 2.67	6.58 6.36	57.64 52.76	1:54.65 (65./6.) 1:46.15 (60./7.)	2.61 2.59	6.36 6.31	52.37 52.19	1:31.23 (55./6.) 1:31.12 (56./7.)	+17,250 +5,990	3:02.35 (47.) 94,763
	727	MITÁNEK Petr DKP Racing	CZ 1979	Opel Astra GSi S1-2000	2.21 2.10	5.53 5.74	48.33 48.16	1:36.32 (30./1.) 1:35.99 (34./2.)	2.16 2.15	5.61 5.71		- DNF - 1:23.48 (33./2.)		- DNF -
CLASS S1+2000/2WD														
1.	699	ANČÍK František Kovosteel Novitech Sudoměřice1976	SK 1976	BMW M3 S1+2000/2WD	2.01 2.09	5.30 5.43	49.52 48.69	1:39.03 (36./1.) 1:37.61 (41./1.)	2.05 2.18	5.41 5.48	48.31 49.42	1:24.76 (39./1.) 1:27.03 (46./1.)		2:51.79 (39.) 100,588
2.	656	KLUKAN Radek RRmotorsport	CZ 1973	BMW M3 S1+2000/2WD	2.01 2.01	5.34 5.39	52.37 51.26	1:44.51 (54./2.) 1:44.92 (59./2.)	2.08 1.97	5.50 5.31	50.93 50.05	1:30.26 (53./2.) 1:29.27 (51./2.)	+7,740 +7,740	2:59.53 (45.) 96,251
3.	659	PROKŠ Robert RRmotorsport	CZ 1968	BMW M3 S1+2000/2WD	2.24 2.12	5.76 5.47	55.18 52.68	1:49.65 (62./3.) 1:46.53 (64./3.)	2.20 2.46	5.89 6.12	52.62 52.74	1:32.96 (57./3.) 1:32.62 (60./3.)	+13,790 +6,050	3:05.58 (51.) 93,113
CLASS S1+2000/4WD														
1.	5	ŠUBERT Drahoslav Liqui Moly Komvet Racing	CZ 1972	Mitsubishi Lancer Evo IX S1+2000/4WD	2.21 1.83	5.38 4.69	46.62 43.67	1:30.84 (14./2.) 1:26.12 (10./1.)	1.90 1.85	4.74 4.67	43.33 43.05	1:15.30 (10./1.) 1:15.34 (9./1.)		2:30.64 (10.) 114,711
2.	648	STEHLÍK Karel KV Motorsport Team	CZ 1980	Mitsubishi Lancer Evo IX S1+2000/4WD	1.96 1.65	5.12 4.62	47.00 44.18	1:33.05 (21./4.) 1:28.67 (15./3.)	1.65 1.61	4.63 4.55	43.82 43.91	1:17.59 (13./2.) 1:17.23 (12./3.)	+4,180 +4,180	2:34.82 (12.) 111,613
3.	608	HAVLÍČEK Luboš Šebrov	CZ 1978	Mitsubishi Lancer EVO 8 S1+2000/4WD	1.79 1.63	4.75 4.47	47.29 44.75	1:34.35 (26./5.) 1:29.40 (16./4.)	1.68 1.57	4.55 4.38	44.18 43.41	1:18.05 (15./3.) 1:16.92 (11./2.)	+4,330 +0,150	2:34.97 (13.) 111,505
4.	601	ČEPIČKA Vlastimil SELM Motor Racing team	CZ 1962	Mitsubishi Lancer Evo X S1+2000/4WD	1.67 1.74	4.55 4.61	45.85 45.76	1:32.92 (20./3.) 1:32.26 (24./5.)	1.63 1.59	4.49 4.47	46.11 45.75	1:21.69 (28./4.) 1:21.29 (25./4.)	+12,340 +8,010	2:42.98 (27.) 106,025
	626	VAHANČÍK Peter Badabing	SK 1985	Mitsubishi Lancer Evo VIII S1+2000/4WD	1.68 1.73	4.56 4.61	43.98 43.61	1:27.69 (9./1.) 1:26.93 (11./2.)				- DNS - - DNS - - DNS -		- DNF -
	622	FILLOVÁ Katarína Silárd Racing Team	SK 1984	Mitsubishi Evo VIII S1+2000/4WD	1.74 1.92	4.93 5.04	47.33 47.07	1:34.41 (27./6.) 1:33.98 (30./6.)				- DNS - - DNS - - DNS -		- DNF -
	603	MINIBERGER Tomáš Liqui Moly Komvet Racing	CZ 1970	Mitsubishi Lancer Evo VIII S1+2000/4WD				- DNS - - DNS -				- DNS - - DNS - - DNS -		- DNF -
CLASS NA-2000														
1.	555	PILAŘ Rostislav Steelmet Team	CZ 1960	Ford Escort RS2000 NA-2000	2.17 2.13	5.45 5.45	48.99 47.82	1:38.19 (34./1.) 1:36.30 (37./1.)	2.16 2.16	5.46 5.47	47.50 47.60	1:24.22 (37./1.) 1:23.78 (35./1.)		2:48.00 (33.) 102,857
CLASS E1-1400														
1.	420	LACKNER Ronald RL-Racing	AT 1990	Suzuki Swift Gti E1-1400	2.20 2.11	5.36 5.21	46.15 46.14	1:32.03 (18./1.) 1:32.74 (25./1.)	2.04 2.04	5.11 5.10	44.69 44.35	1:18.64 (17./1.) 1:17.91 (14./1.)		2:36.55 (14.) 110,380
2.	403	MR. CIMBU Racing ATS Trutnov	CZ 1963	MG Metro 4R2 E1-1400	2.03 1.96	5.37 5.21	49.03 46.90	1:37.22 (33./2.) 1:33.83 (27./2.)	1.88 1.98	5.10 5.21	46.22 45.71	1:21.64 (27./2.) 1:20.77 (21./2.)	+5,860 +5,860	2:42.41 (24.) 106,397
3.	441	BORYCKI Damian Euromal Racing Team	PL 1977	Suzuki Swift Ninja E1-1400	2.18 2.21	5.43 5.43	50.39 51.86	1:41.76 (44./4.) 1:41.85 (53./4.)	2.23 2.19	5.51 5.41	49.15 47.61	1:26.50 (45./4.) 1:24.40 (39./3.)	+14,350 +8,490	2:50.90 (37.) 101,112
4.	404	KACVINSKÝ Peter AK Hobby Racing	SK 1963	Suzuki Swift GTi E1-1400	2.39 2.24	5.92 5.61	50.04 49.19	1:40.00 (39./3.) 1:37.98 (43./3.)	2.36 2.35	5.75 5.92	48.90 48.79	1:26.24 (44./3.) 1:24.87 (42./4.)	+14,560 +0,210	2:51.11 (38.) 100,988
5.	400	STEJSKAL Bronislav Czech-Pro Racing Team	CZ 1977	Škoda Felicia Kit Car E1-1400	2.39 2.43	6.37 6.49	51.36 51.45	1:42.70 (49./5.) 1:42.30 (55./5.)	2.36 2.40	6.28 6.52	49.71 49.98	1:26.82 (46./5.) 1:27.18 (47./5.)	+17,450 +2,890	2:54.00 (40.) 99,310
6.	444	POKORNÝ Milan HillclimB Racing Team	SK 1994	Škoda Fabia E1-1400	2.42 2.36	6.36 6.25	53.03 51.99	1:47.04 (57./6.) 1:43.29 (57./6.)	2.26 2.28	6.13 6.12	52.05 51.52	1:30.99 (54./6.) 1:30.06 (55./6.)	+24,500 +7,050	3:01.05 (46.) 95,443
CLASS E1-1600														
1.	317	STANĚK Vojtěch Liqui Moly Komvet Racing	CZ 1974	Peugeot 106 Maxi E1-1600	2.25 2.27	5.46 5.48	45.77 45.39	1:30.88 (15./1.) 1:29.92 (17./1.)	2.10 2.23	5.22 5.41	45.21 45.44	1:19.50 (18./1.) 1:19.96 (17./1.)		2:39.46 (18.) 108,366
2.	320	GRABOWSKI Zbigniew Elektrostart	PL 1985	Honda Civic Vti E1-1600	2.38 2.22	6.04 5.74	52.76 52.34	1:47.11 (58./3.) 1:46.35 (61./3.)	2.19 2.18	5.67 5.60	52.15 51.34	1:33.12 (58./2.) 1:32.26 (59./2.)	+25,920 +25,920	3:05.38 (50.) 93,214

Rank	№	Driver Entrant	Country Bird	Car Class	Qualification				RACE				Diff. Prev.	TIME Speed (km/h)
					20 m	100 m	1100m	Time	20m	100m	1100m	Time		
	377	FARKAS Csaba FF racing	SK 1977	Honda CIVIC E1-1600	2.21 2.12	5.74 5.64	50.43 49.91	1:39.42 (38./2.) 1:38.09 (45./2.)					- DNS - - DNS - - DNS -	- DNF -
CLASS E1-2000														
1.	229	BOHÁČ Milan Renault Chrudim Boháč Milan	CZ 1957	Renault Clio Sport E1-2000	2.23 2.12	5.36 5.20	46.81 45.16	1:33.49 (25./3.) 1:30.24 (19./1.)	2.05 2.08	5.07 5.19	45.44 44.43	1:19.79 (20./1.) 1:18.48 (15./1.)		2:38.27 (15.) 109,181
2.	202	BEK Tomáš Steelmet Team	CZ 1968	Renault Clio Sport E1-2000	2.22 2.21	5.37 5.38	46.95 46.22	1:33.28 (23./2.) 1:30.95 (21./2.)	2.17 2.18	5.28 5.30	45.60 44.90	1:19.99 (21./2.) 1:18.98 (16./2.)	+0,700 +0,700	2:38.97 (16.) 108,700
3.	201	DUBOČZI Jaroslav Titan Racing	SK 1987	Seat Leon TDi E1-2000	2.44 2.37	5.84 5.75	47.13 46.20	1:33.21 (22./1.) 1:31.93 (23./3.)	2.29 2.32	5.64 5.63	46.44 46.35	1:20.90 (23./3.) 1:20.92 (23./3.)	+3,550 +2,850	2:41.82 (21.) 106,785
4.	222	BALÍK Petr B&B Elektro Racing Team	CZ 1989	BMW E36 320iS E1-2000	2.29 2.18	5.64 5.53	51.67 49.08	1:42.17 (48./5.) 1:38.07 (44./5.)	2.11 2.05	5.38 5.66	47.69 47.71	1:23.21 (33./4.) 1:23.52 (34./4.)	+8,460 +4,910	2:46.73 (31.) 103,641
5.	282	JAJCAY Pavol Autoklub Pezinok	SK 1982	Nissan Sunny E1-2000	2.33 2.21	5.59 5.51	50.97 48.60	1:41.31 (41./4.) 1:37.38 (39./4.)	2.28 2.15	5.61 5.31	48.85 47.96	1:25.68 (43./5.) 1:24.47 (40./5.)	+11,880 +3,420	2:50.15 (34.) 101,557
6.	200	FIBICH Václav Fibich přeprava osob	CZ 1983	Opel Corsa B E1-2000	2.28 2.22	5.45 5.41	50.71	1:44.05 (51./6.) - DNF -	2.20 2.27	5.40 5.49	51.94 50.78	1:33.15 (59./6.) 1:29.52 (53./6.)	+24,400 +12,520	3:02.67 (48.) 94,597
7.	221	KUTYNA Łukasz Warszawa	PL 1988	Opel Astra E1-2000	2.33 2.41	5.92 6.17	53.70 53.16	1:49.59 (61./7.) 1:46.52 (63./6.)	2.45 2.29	6.17 5.78	53.02 51.79	1:33.44 (60./7.) 1:31.54 (57./7.)	+26,710 +2,310	3:04.98 (49.) 93,416
CLASS E1+2000/2WD														
1.	9	ULMAN Pavel Z.R.T. Motorsport Ulman	CZ 1968	BMW M3 E36 E1+2000/2WD	2.06 2.03	4.89 4.83	44.29 42.77	1:27.77 (10./1.) 1:25.57 (8./1.)	1.99 2.00	4.81 4.75	42.31 42.41	1:14.62 (9./1.) 1:14.02 (7./1.)		2:28.64 (7.) 116,254
2.	161	JUHÁS Martin Galanta	SK 1980	BMW M3 E1+2000/2WD	2.07 2.02	5.20 5.86	46.31 47.40	1:33.41 (24./2.) 1:33.90 (28./3.)	1.99 1.99	5.13 5.14	46.72 45.75	1:22.06 (29./2.) 1:20.73 (20./2.)	+14,150 +14,150	2:42.79 (25.) 106,149
3.	173	KOTEK Pavel DKP Racing	CZ 1973	BMW M3 E1+2000/2WD	2.35 2.23	5.65 5.50	47.52 46.51	1:36.54 (31./3.) 1:33.55 (26./2.)	2.11 2.22	5.42 5.44	46.44 46.26	1:22.37 (30./3.) 1:21.59 (26./3.)	+15,320 +1,170	2:43.96 (28.) 105,392
CLASS E1+2000/4WD														
1.	4	ZEMAN Martin Liqui Moly Komvet Racing	CZ 1974	Mitsubishi Lancer Evo VI E1+2000/4WD	1.63 1.63	4.11 4.11	41.61 40.99	1:23.63 (4./1.) 1:22.09 (4./1.)	1.69 1.65	4.13 4.10	41.75 41.07	1:13.84 (6./1.) 1:12.95 (5./1.)		2:26.79 (6.) 117,719
2.	120	DOSEDĚL Dušan DK Mont	CZ 1972	Subaru impreza vrxk su N14 E1+2000/4WD	2.31 2.13	5.39 6.00	50.25 48.83	1:43.64 (50./4.) 1:37.69 (42./4.)	2.10 1.98	5.09 4.96	45.75 45.53	1:21.15 (24./3.) 1:21.25 (24./2.)	+15,610 +15,610	2:42.40 (23.) 106,404
111		ČIKOR Radomír Max Motorsport	SK 1971	Mitsubishi Lancer Evolution E1+2000/4WD	1.82 1.84	4.58 4.44	45.31 43.65	1:29.43 (11./3.) 1:27.29 (13./3.)	1.73 1.69	4.37 4.34	44.09	1:17.93 (14./2.) - DNF - - DNF -		- DNF -
3		ŠPALEK Jiří Liqui Moly Komvet Racing	CZ 1972	Mitsubishi Lancer WRC 05 E1+2000/4WD	1.65 1.73	4.23 4.30	41.94 41.52	1:24.15 (5./2.) 1:24.27 (6./2.)				- DNS - - DNS - - DNS -		- DNF -
CLASS E2SH														
1.	6	RYBNÍČEK Marek Liqui Moly Komvet Racing	CZ 1980	Mitsubishi Eclipse E2SH	1.82 1.61	4.24 3.94	40.80 40.18	1:21.42 (2./1.) 1:22.75 (5./1.)	1.65 1.68	4.00 4.06	39.91 40.09	1:11.13 (3./1.) 1:10.76 (2./1.)		2:21.89 (3.) 121,784
CLASS E2/C-1600														
1.	45	PIEKARZ Antonín DKP Racing	CZ 1957	Jema 630 GT E2/C-1600	1.84 1.91	4.67 4.71	46.46 45.65	1:32.64 (19./3.) 1:31.35 (22./3.)	1.89 1.94	4.71 4.71	44.11 44.01	1:17.44 (12./1.) 1:17.29 (13./1.)		2:34.73 (11.) 111,678
2.	49	RYŠ Aleš Haviřov	CZ 1962	Jema 630 GT E2/C-1600	1.89 1.90	4.71 4.70	45.42 44.67	1:30.72 (13./1.) 1:30.09 (18./1.)	1.79 1.83	4.68 4.72	44.64 46.15	1:18.44 (16./2.) 1:20.54 (18./2.)	+4,250 +4,250	2:38.98 (17.) 108,693
3.	40	OSLADIL Jan Autosport Osladil	CZ 1944	Delta II E2/C-1600	2.00 1.90	5.09 5.08	45.31 45.10	1:31.85 (17./2.) 1:30.75 (20./2.)	1.92 1.88	5.08 5.06	45.48 47.13	1:20.60 (22./3.) 1:22.29 (30./3.)	+8,160 +3,910	2:42.89 (26.) 106,084
CLASS E2/C-2000														
1.	7	NOVICKÝ Michal Kovosteel Novitech Sudoměřice1977	CZ 1977	Reynard 032 F3 E2/C-2000	1.59 1.84	4.22 4.61	42.13 42.48	1:26.66 (8./1.) 1:27.08 (12./2.)	1.78 1.66	4.55 4.31	40.90 40.61	1:11.99 (5./1.) 1:11.18 (4./1.)		2:23.17 (4.) 120,696
2.	21	TRNKA Jakub Kovosteel Novitech Sudoměřice1982	CZ 1982	Norma M20F E2/C-2000	22.85 1.92	27.38 4.69	1:11.79 44.98	1:54.15 (64./3.) 1:26.09 (9./1.)	1.89 1.96	4.48 4.62	42.18 44.46	1:14.28 (8./2.) 1:16.24 (10./2.)	+7,350 +7,350	2:30.52 (9.) 114,802
3.	33	MOURAL Karel MK Motorsport	CZ 1949	E2/C-2000	2.04 2.21	4.85 5.44	45.10 48.51	1:31.69 (16./2.) 1:35.60 (33./3.)	1.99 2.09	4.70 4.76	44.85 45.82	1:19.73 (19./3.) 1:20.55 (19./3.)	+17,110 +9,760	2:40.28 (20.) 107,811
CLASS E2/C+2000														
1.	2	KOMÁREK David Liqui Moly Komvet Racing	CZ 1975	Norma M20F E2/C+2000	1.54 1.65	3.89 4.12	38.97 38.00	1:17.40 (1./1.) 1:15.51 (1./1.)	1.67 1.67	4.14 3.99	37.49 39.56	1:05.64 (1./1.) 1:08.22 (1./1.)		2:13.86 (1.) 129,090

Rank	№	Driver Entrant	Country Bird	Car Class	Qualification				RACE				Diff. Prev.	TIME Speed (km/h)
					20 m	100 m	1100m	Time	20m	100m	1100m	Time		
2.	1	MLEJNEK Aleš Steelmet Team	CZ 1967	Formule Lotus E2/C+2000	1.78 1.68	4.41 4.26	40.90 39.80	1:21.52 (3./2.) 1:19.65 (2./2.)	1.70 1.68	4.34 4.42	39.56 40.85	1:09.27 (2./2.) 1:10.98 (3./2.)	+6,390 +6,390	2:20.25 (2.) 123,209
3.	10	ZMEŠKAL Miloš Zmeškal Motorsport	CZ 1957	Reynard 97D F3000 E2/C+2000	1.82 1.70	4.40 4.12	43.11 40.52	1:25.58 (6./3.) 1:21.37 (3./3.)	1.67 1.71	4.10 4.13	40.66 42.49	1:11.97 (4./3.) 1:13.97 (6./3.)	+12,080 +5,690	2:25.94 (5.) 118,405
4.	19	BUCHEGGER Siegfried Zmeškal Motorsport	AT 1982	KTM X Bow E2/C+2000	1.71 1.84	4.57 4.77	43.53 42.83	1:26.30 (7./4.) 1:25.36 (7./4.)	1.72 1.79	4.57 4.67	42.29 43.42	1:14.19 (7./4.) 1:15.30 (8./4.)	+15,630 +3,550	2:29.49 (8.) 115,593
5.	16	MADRIAN Ferdinand Zmeškal Motorsport	AT 1962	KTM X Bow E2/C+2000	1.83 1.79	4.77 4.64	44.97 44.23	1:29.69 (12./5.) 1:28.43 (14./5.)	1.87 1.82	4.76 4.60	43.79 45.76	1:17.36 (11./5.) 1:22.23 (29./6.)	+25,730 +10,100	2:39.59 (19.) 108,277
6.	18	MOSER Melanie Zmeškal Motorsport	AT 1986	KTM X Bow E2/C+2000	1.88 1.84	4.92 4.83	46.57 46.65	1:36.18 (29./6.) 1:34.98 (32./6.)	1.87 1.84	5.00 4.81	45.49 45.10	1:21.44 (25./6.) 1:20.77 (21./5.)	+28,350 +2,620	2:42.21 (22.) 106,529
7.	17	JAROSZEWICZ Joanna Zmeškal Motorsport	PL 1982	KTM X Bow E2/C+2000	2.02 1.88	5.05 4.90	52.11 50.02	1:46.04 (56./7.) 1:42.09 (54./7.)	1.99 2.16	5.06 5.10	50.12 49.20	1:28.86 (50./7.) 1:27.64 (49./7.)	+42,640 +14,290	2:56.50 (43.) 97,904



CLASS HA1-1300

1.	991	DOKOUPIL Roman R9 Team	CZ 1976	Škoda 130 RS HA1-1300	1.99 2.00	5.41 5.39	48.58 47.44	1:39.27 (37./1.) 1:36.85 (38./1.)	1.96 1.89	5.38 5.28	47.90 47.69	1:24.84 (40./1.) 1:24.83 (41./1.)		2:49.67 (5.) 101,845
2.	950	MATUŠEK Lukáš R9 Team	CZ 1986	Škoda 120 LS B6 HA1-1300	2.04 1.96	5.63 5.53	51.81 51.25	1:44.25 (52./2.) 1:43.76 (58./2.)	1.92 1.89	5.41 5.37	50.89 50.48	1:30.25 (52./2.) 1:29.80 (54./2.)	+10,380 +10,380	3:00.05 (7.) 95,973
3.	958	GALLO Pavel Scuderia Gallo	SK 1946	Fiat 128 Sport Coupé HA1-1300	2.42 2.27	6.13 7.10	53.67 54.51	1:47.74 (60./3.) 1:48.32 (65./3.)	2.63 2.26	6.73 6.20	54.43 52.20	1:35.71 (61./3.) 1:34.11 (61./3.)	+20,150 +9,770	3:09.82 (9.) 91,034

CLASS HA1-2000

1.	912	DUDEK Grzegorz Dudek Auto Sport	PL 1972	VW Golf I HA1-2000	2.16 2.03	5.66 5.41	48.40 47.47	1:35.62 (28./1.) 1:34.12 (31./1.)	2.09 2.06	5.49 5.42	47.57 46.85	1:23.32 (34./1.) 1:22.09 (28./1.)		2:45.41 (1.) 104,468
2.	909	KOZMANN Ladislav Sport Line Racing Team Bratislava	SK 1956	VW Scirocco HA1-2000	2.27 2.14	5.69 5.54	59.23 47.93	1:47.51 (59./3.) 1:36.11 (36./2.)	2.24 2.17	5.66 5.53	47.83 47.19	1:23.97 (36./2.) 1:23.21 (32./2.)	+1,770 +1,770	2:47.18 (3.) 103,362
3.	924	STANIAK Marcin Autoelektronika Balicka Motorsport	PL 1978	BMW E30 318iS HA1-2000	2.17 2.16	5.88 5.87	50.35 49.84	1:41.83 (46./2.) 1:39.63 (49./3.)	2.02 2.07	5.65 5.71	49.46 49.21	1:26.87 (48./3.) 1:26.39 (45./3.)	+7,850 +6,080	2:53.26 (6.) 99,735

CLASS HA1+2000

1.	850	JELÍNEK Libor Auto Jelínek	CZ 1949	BMW 3.5 CSL HA1+2000	2.37 2.29	5.90 5.90	50.47 50.08	1:42.14 (47./1.) 1:40.57 (51./1.)	2.10 2.10	5.48 5.45	47.92 47.07	1:24.67 (38./1.) 1:23.99 (37./1.)		2:48.66 (4.) 102,455
2.	899	ONDREJKA Ján JOSK Racing Team	SK 1953	Škoda 200 RS HA1+2000	1.98 1.83	5.54 5.21	54.62 52.03	1:50.69 (63./2.) 1:46.50 (62./2.)	1.88 1.86	5.27 5.25	52.26 52.06	1:32.59 (56./2.) 1:32.16 (58./2.)	+16,090 +16,090	3:04.75 (8.) 93,532



CLASS HA2

1.	800	RÝZEK Milan Steelmet Team	SK 1985	Van Diemen HA2	1.90 1.85	5.23 5.18	49.19 48.27	1:38.27 (35./1.) 1:36.05 (35./1.)	1.87 1.88	5.19 5.20	46.64 48.48	1:21.50 (26./1.) 1:24.04 (38./1.)		2:45.54 (2.) 104,386
----	-----	-------------------------------------	------------	-------------------	--------------	--------------	----------------	--------------------------------------	--------------	--------------	----------------	--------------------------------------	--	--------------------------------

Rank	№	Driver Entrant	Country Bird	Car Class	Qualification			RACE			Diff. Prev.	TIME Speed (km/h)
					20 m	100 m	1100m	Time	20m	100m		

Competition / Weather Information									
Qualification					RACE				
	Time	Weather	Temp. (°C)			Time	Weather	Temp. (°C)	
			Air	Road				Air	Road
1st Round	09:10 - 10:15	Sunny	18	16	1st Round	15:08 - 16:08	Sunny	25	34
2nd Round	10:42 - 12:16	Sunny	21	25	2nd Round	16:31 - 18:20	Sunny	26	39
					3rd Round	-			

Statistics										
		Time			Speed (km/h)			Competitors / Nations		
		Min	Max	Avg.	Max	Min	Avg.	in start list	started	with results
Qualification	1st Round	1:17.400	1:56.990	1:37.523	111,628	73,852	88,594	82/4	66/4	66/4
	2nd Round	1:15.510	1:48.320	1:34.712	114,422	79,764	91,224	82/4	66/4	65/4
RACE	1st Round	1:05.640	1:35.710	1:22.587	131,627	90,273	104,617	82/4	62/4	61/4
	2nd Round	1:08.220	1:34.110	1:22.553	126,649	91,807	104,660	82/4	62/4	61/4
	3rd Round							82/4	0/4	0/0


Race Director BUSCHBACHER Marián (SVK)	Sport Marshal IHA  BARTL Miroslav (CZE)	Main Timekeeper  ŠABÍK Ľuboš (SVK)
---	--	---

LIQUI MOLY BERG CUP 2011

LIQUI MOLY BERG CUP 2010

VH Autoservis Ostrá Lúka, 16.7.2011

Ostrá Lúka, 15. -17. 7. 2011



Jury / Competition Management		Hill Data	
Chief of Competition	BUSCHBACHER Marián (SVK)	Start Altitude	m
Race Director	BUSCHBACHER Marián (SVK)	Finish Altitude	m
Vice chairman	RONDÍK Ján (SVK)	Vertical Drop	m
Sport Marshal IHA	BARTL Miroslav (CZE)	Course Length	2400 m
Technical Marshal IHA	BARTL Miroslav (CZE)	Min course Width	6 m
		Count of right-hand bend	
		Count of left-hand bend	
		Hill Record	2009, Miloš Zmeškal Dallara 399 F3: 1:05.64



Rank	No	Driver Entrant	Country Bird	Car Class	Qualification				RACE				Diff. Prev.	TIME Speed (km/h)
					20 m	100 m	1100m	Time	20m	100m	1100m	Time		

Berg Cup Actual Cars

GROUP S1

1.	5	ŠUBERT Drahošlav Liqui Moly Komvet Racing	CZ 1972	Mitsubishi Lancer Evo IX S1+2000/4WD	2.21 1.83	6.13 4.69	46.62 43.67	1:30.84 (14./2.) 1:26.12 (10./1.)	1.90 1.85	4.74 4.67	43.33 43.05	1:15.30 (10./1.) 1:15.34 (9./1.)		2:30.64 (10.) 114,711
2.	648	STEHLÍK Karel KV Motorsport Team	CZ 1980	Mitsubishi Lancer Evo IX S1+2000/4WD	1.96 1.65	6.13 4.62	47.00 44.18	1:33.05 (21./4.) 1:28.67 (15./3.)	1.65 1.61	4.63 4.55	43.82 43.91	1:17.59 (13./2.) 1:17.23 (12./3.)	+4,180 +4,180	2:34.82 (12.) 111,613
3.	608	HAVLÍČEK Luboš Šebrov	CZ 1978	Mitsubishi Lancer EVO 8 S1+2000/4WD	1.79 1.63	6.13 4.47	47.29 44.75	1:34.35 (26./5.) 1:29.40 (16./4.)	1.68 1.57	4.55 4.38	44.18 43.41	1:18.05 (15./3.) 1:16.92 (11./2.)	+4,330 +0,150	2:34.97 (13.) 111,505
4.	601	ČEPIČKA Vlastimil SELM Motor Racing team	CZ 1962	Mitsubishi Lancer Evo X S1+2000/4WD	1.67 1.74	6.13 4.61	45.85 45.76	1:32.92 (20./3.) 1:32.26 (24./5.)	1.63 1.59	4.49 4.47	46.11 45.75	1:21.69 (28./4.) 1:21.29 (25./4.)	+12,340 +8,010	2:42.98 (27.) 106,025
5.	789	ZIMÁK Martin Steelmet Team	CZ 1989	Citroen Saxo VTS S1-1600	2.30 2.31	6.13 5.71	50.41 49.14	1:40.43 (40./1.) 1:37.54 (40./1.)	2.21 2.15	5.56 5.52	47.52 46.97	1:22.59 (32./1.) 1:22.08 (27./1.)	+14,030 +1,690	2:44.67 (29.) 104,937
6.	718	SÁTEK Jakub Network24 Racing	CZ 1984	Honda Civic Type R S1-2000	2.41 2.25	6.13 5.65	48.90 47.16	1:36.88 (32./2.) 1:33.91 (29./1.)	2.25 2.26	5.62 5.64	47.15 47.69	1:22.47 (31./1.) 1:22.63 (31./1.)	+14,460 +0,430	2:45.10 (30.) 104,664
7.	737	LOUBAL Lubomír Vetcars	CZ 1982	VW Golf IV TDi S1-2000	2.58 2.29	6.13 6.15	1:06.98 49.22	1:56.99 (66./7.) 1:38.51 (46./3.)	2.31 2.29	5.77 5.99	47.64 48.13	1:23.82 (35./2.) 1:23.87 (36./3.)	+17,050 +2,590	2:47.69 (32.) 103,047

Rank	№	Driver Entrant	Country Bird	Car Class	Qualification				RACE				Diff. Prev.	TIME Speed (km/h)
					20 m	100 m	1100m	Time	20m	100m	1100m	Time		
8.	711	WINTER Jaroslav Kodecar	CZ 1959	Honda Civic Type R S1-2000	2.32 2.17	6.13 5.63	52.41 50.08	1:44.31 (53./5.) 1:39.87 (50./5.)	2.18 2.19	5.66 5.64	48.99 48.43	1:25.26 (42./4.) 1:25.05 (43./4.)	+19,670 +2,620	2:50.31 (35.) 101,462
9.	702	KRETZ Michal Kretz Motorsport	CZ 1980	Renault Clio Sport S1-2000	2.23 2.23	6.13 5.72	51.20 49.72	1:41.35 (42./3.) 1:39.06 (47./4.)	2.26 2.19	5.69 5.61	48.82 48.58	1:25.24 (41./3.) 1:25.29 (44./5.)	+19,890 +0,220	2:50.53 (36.) 101,331
10.	699	ANČÍK František Kovosteel Novitech Sudoměřice1976	SK 1976	BMW M3 S1+2000/2WD	2.01 2.09	6.13 5.43	49.52 48.69	1:39.03 (36./1.) 1:37.61 (41./1.)	2.05 2.18	5.41 5.48	48.31 49.42	1:24.76 (39./1.) 1:27.03 (46./1.)	+21,150 +1,260	2:51.79 (39.) 100,588
11.	777	ÁZSÓTH Ladislav DECAM Motorsport	CZ 1959	Citroen Saxo VTS S1-1600	2.18 2.20	6.13 5.91	51.22 50.15	1:41.64 (43./2.) 1:39.46 (48./2.)	2.14 2.15	5.77 5.79	49.29 49.67	1:26.84 (47./2.) 1:27.32 (48./2.)	+23,520 +2,370	2:54.16 (41.) 99,219
12.	730	ŠABÍK Martin DECAM Motorsport	SK 1973	Ford Focus ST S1-2000	2.38 2.32	6.13 5.85	51.40 50.78	1:41.77 (45./4.) 1:41.20 (52./6.)	2.34 2.38	5.84 5.88	50.68 50.35	1:28.35 (49./5.) 1:28.01 (50./6.)	+25,720 +2,200	2:56.36 (42.) 97,981
13.	799	PASZEK Przemysław Akuna Racing Team	PL 1984	Honda Civic S1-1600	2.31 2.21	6.13 5.90	51.07 50.67	1:44.58 (55./3.) 1:43.07 (56./3.)	2.21 2.20	5.92 5.91	50.61 50.58	1:29.54 (51./3.) 1:29.45 (52./3.)	+28,350 +2,630	2:58.99 (44.) 96,542
14.	656	KLUKAN Radek RRmotorsport	CZ 1973	BMW M3 S1+2000/2WD	2.01 2.01	6.13 5.39	52.37 51.26	1:44.51 (54./2.) 1:44.92 (59./2.)	2.08 1.97	5.50 5.31	50.93 50.05	1:30.26 (53./2.) 1:29.27 (51./2.)	+28,890 +0,540	2:59.53 (45.) 96,251
15.	705	KLČ Miroslav Miroslav Klč	SK 1952	Opel Kadett GSi S1-2000	2.67 2.67	6.13 6.36	57.64 52.76	1:54.65 (65./6.) 1:46.15 (60./7.)	2.61 2.59	6.36 6.31	52.37 52.19	1:31.23 (55./6.) 1:31.12 (56./7.)	+31,710 +2,820	3:02.35 (47.) 94,763
16.	659	PROKŠ Robert RRmotorsport	CZ 1968	BMW M3 S1+2000/2WD	2.24 2.12	6.13 5.47	55.18 52.68	1:49.65 (62./3.) 1:46.53 (64./3.)	2.20 2.46	5.89 6.12	52.62 52.74	1:32.96 (57./3.) 1:32.62 (60./3.)	+34,940 +3,230	3:05.58 (51.) 93,113
727		MITÁNEK Petr DKP Racing	CZ 1979	Opel Astra GSi S1-2000	2.21 2.10	6.13 5.74	48.33 48.16	1:36.32 (30./1.) 1:35.99 (34./2.)	2.16 2.15	5.61 5.71	47.68	- DNF - 1:23.48 (33./2.)		- DNF -
626		VAHANČIK Peter Badabing	SK 1985	Mitsubishi Lancer Evo VIII S1+2000/4WD	1.68 1.73	6.13 4.61	43.98 43.61	1:27.69 (9./1.) 1:26.93 (11./2.)				- DNS - - DNS - - DNS -		- DNF -
622		FILLOVÁ Katarína Silárd Racing Team	SK 1984	Mitsubishi Evo VIII S1+2000/4WD	1.74 1.92	6.13 5.04	47.33 47.07	1:34.41 (27./6.) 1:33.98 (30./6.)				- DNS - - DNS - - DNS -		- DNF -
603		MINIBERGER Tomáš Liqui Moly Komvet Racing	CZ 1970	Mitsubishi Lancer Evo VIII S1+2000/4WD		6.13		- DNS - - DNS -				- DNS - - DNS - - DNS -		- DNF -

GROUP E1

1.	4	ZEMAN Martin Liqui Moly Komvet Racing	CZ 1974	Mitsubishi Lancer Evo VI E1+2000/4WD	1.63 1.63	6.13 4.11	41.61 40.99	1:23.63 (4./1.) 1:22.09 (4./1.)	1.69 1.65	4.13 4.10	41.75 41.07	1:13.84 (6./1.) 1:12.95 (5./1.)		2:26.79 (6.) 117,719
2.	9	ULMAN Pavel Z.R.T. Motorsport Ulman	CZ 1968	BMW M3 E36 E1+2000/2WD	2.06 2.03	6.13 4.83	44.29 42.77	1:27.77 (10./1.) 1:25.57 (8./1.)	1.99 2.00	4.81 4.75	42.31 42.41	1:14.62 (9./1.) 1:14.02 (7./1.)	+1,850 +1,850	2:28.64 (7.) 116,254
3.	420	LACKNER Ronald RL-Racing	AT 1990	Suzuki Swift Gti E1-1400	2.20 2.11	6.13 5.21	46.15 46.14	1:32.03 (18./1.) 1:32.74 (25./1.)	2.04 2.04	5.11 5.10	44.69 44.35	1:18.64 (17./1.) 1:17.91 (14./1.)	+9,760 +7,910	2:36.55 (14.) 110,380
4.	229	BOHÁČ Milan Renault Chrudim Boháč Milan	CZ 1957	Renault Clio Sport E1-2000	2.23 2.12	6.13 5.20	46.81 45.16	1:33.49 (25./3.) 1:30.24 (19./1.)	2.05 2.08	5.07 5.19	45.44 44.43	1:19.79 (20./1.) 1:18.48 (15./1.)	+11,480 +1,720	2:38.27 (15.) 109,181
5.	202	BEK Tomáš Steelmet Team	CZ 1968	Renault Clio Sport E1-2000	2.22 2.21	6.13 5.38	46.95 46.22	1:33.28 (23./2.) 1:30.95 (21./2.)	2.17 2.18	5.28 5.30	45.60 44.90	1:19.99 (21./2.) 1:18.98 (16./2.)	+12,180 +0,700	2:38.97 (16.) 108,700
6.	317	STANĚK Vojtěch Liqui Moly Komvet Racing	CZ 1974	Peugeot 106 Maxi E1-1600	2.25 2.27	6.13 5.48	45.77 45.39	1:30.88 (15./1.) 1:29.92 (17./1.)	2.10 2.23	5.22 5.41	45.21 45.44	1:19.50 (18./1.) 1:19.96 (17./1.)	+12,670 +0,490	2:39.46 (18.) 108,366
7.	201	DUBOCZI Jaroslav Titan Racing	SK 1987	Seat Leon TDi E1-2000	2.44 2.37	6.13 5.75	47.13 46.20	1:33.21 (22./1.) 1:31.93 (23./3.)	2.29 2.32	5.64 5.63	46.44 46.35	1:20.90 (23./3.) 1:20.92 (23./3.)	+15,030 +2,360	2:41.82 (21.) 106,785
8.	120	DOSEĎL Dušan DK Mont	CZ 1972	Subaru impreza vrxk su N14 E1+2000/4WD	2.31 2.13	6.13 6.00	50.25 48.83	1:43.64 (50./4.) 1:37.69 (42./4.)	2.10 1.98	5.09 4.96	45.75 45.53	1:21.15 (24./3.) 1:21.25 (24./2.)	+15,610 +0,580	2:42.40 (23.) 106,404
9.	403	MR. CIMBU Racing ATS Trutnov	CZ 1963	MG Metro 4R2 E1-1400	2.03 1.96	6.13 5.21	49.03 46.90	1:37.22 (33./2.) 1:33.83 (27./2.)	1.88 1.98	5.10 5.21	46.22 45.71	1:21.64 (27./2.) 1:20.77 (21./2.)	+15,620 +0,010	2:42.41 (24.) 106,397
10.	161	JUHÁS Martin Galanta	SK 1980	BMW M3 E1+2000/2WD	2.07 2.02	6.13 5.86	46.31 47.40	1:33.41 (24./2.) 1:33.90 (28./3.)	1.99 1.99	5.13 5.14	46.72 45.75	1:22.06 (29./2.) 1:20.73 (20./2.)	+16,000 +0,380	2:42.79 (25.) 106,149
11.	173	KOTEK Pavel DKP Racing	CZ 1973	BMW M3 E1+2000/2WD	2.35 2.23	6.13 5.50	47.52 46.51	1:36.54 (31./3.) 1:33.55 (26./2.)	2.11 2.22	5.42 5.44	46.44 46.26	1:22.37 (30./3.) 1:21.59 (26./3.)	+17,170 +1,170	2:43.96 (28.) 105,392
12.	222	BALÍK Petr B&B Elektro Racing Team	CZ 1989	BMW E36 320iS E1-2000	2.29 2.18	6.13 5.53	51.67 49.08	1:42.17 (48./5.) 1:38.07 (44./5.)	2.11 2.05	5.38 5.66	47.69 47.71	1:23.21 (33./4.) 1:23.52 (34./4.)	+19,940 +2,770	2:46.73 (31.) 103,641
13.	282	JAJCAY Pavol Autoklub Pezinok	SK 1982	Nissan Sunny E1-2000	2.33 2.21	6.13 5.51	50.97 48.60	1:41.31 (41./4.) 1:37.38 (39./4.)	2.28 2.15	5.61 5.31	48.85 47.96	1:25.68 (43./5.) 1:24.47 (40./5.)	+23,360 +3,420	2:50.15 (34.) 101,557

Rank	No	Driver Entrant	Country Bird	Car Class	Qualification				RACE				Diff. Prev.	TIME Speed (km/h)
					20 m	100 m	1100m	Time	20m	100m	1100m	Time		
14.	441	BORYCKI Damian Euromal Racing Team	PL 1977	Suzuki Swift Ninja E1-1400	2.18 2.21	6.13 5.43	50.39 51.86	1:41.76 (44./4.) 1:41.85 (53./4.)	2.23 2.19	5.51 5.41	49.15 47.61	1:26.50 (45./4.) 1:24.40 (39./3.)	+24,110 +0,750	2:50.90 (37.) 101,112
15.	404	KACVINSKÝ Peter AK Hobby Racing	SK 1963	Suzuki Swift GTi E1-1400	2.39 2.24	6.13 5.61	50.04 49.19	1:40.00 (39./3.) 1:37.98 (43./3.)	2.36 2.35	5.75 5.92	48.90 48.79	1:26.24 (44./3.) 1:24.87 (42./4.)	+24,320 +0,210	2:51.11 (38.) 100,988
16.	400	STEJSKAL Bronislav Czech-Pro Racing Team	CZ 1977	Škoda Felicia Kit Car E1-1400	2.39 2.43	6.13 6.49	51.36 51.45	1:42.70 (49./5.) 1:42.30 (55./5.)	2.36 2.40	6.28 6.52	49.71 49.98	1:26.82 (46./5.) 1:27.18 (47./5.)	+27,210 +2,890	2:54.00 (40.) 99,310
17.	444	POKORNÝ Milan Hillclimb Racing Team	SK 1994	Škoda Fabia E1-1400	2.42 2.36	6.13 6.25	53.03 51.99	1:47.04 (57./6.) 1:43.29 (57./6.)	2.26 2.28	6.13 6.12	52.05 51.52	1:30.99 (54./6.) 1:30.06 (55./6.)	+34,260 +7,050	3:01.05 (46.) 95,443
18.	200	FIBICH Václav Fibich přeprava osob	CZ 1983	Opel Corsa B E1-2000	2.28 2.22	6.13 5.41	50.71	1:44.05 (51./6.) - DNF -	2.20 2.27	5.40 5.49	51.94 50.78	1:33.15 (59./6.) 1:29.52 (53./6.)	+35,880 +1,620	3:02.67 (48.) 94,597
19.	221	KUTYNA Łukasz Warszawa	PL 1988	Opel Astra E1-2000	2.33 2.41	6.13 6.17	53.70 53.16	1:49.59 (61./7.) 1:46.52 (63./6.)	2.45 2.29	6.17 5.78	53.02 51.79	1:33.44 (60./7.) 1:31.54 (57./7.)	+38,190 +2,310	3:04.98 (49.) 93,416
20.	320	GRABOWSKI Zbigniew Elektrostart	PL 1985	Honda Civic VTi E1-1600	2.38 2.22	6.13 5.74	52.76 52.34	1:47.11 (58./3.) 1:46.35 (61./3.)	2.19 2.18	5.67 5.60	52.15 51.34	1:33.12 (58./2.) 1:32.26 (59./2.)	+38,590 +0,400	3:05.38 (50.) 93,214
	111	ČIKOR Radomir Max Motorsport	SK 1971	Mitsubishi Lancer Evolution E1+2000/4WD	1.82 1.84	6.13 4.44	45.31 43.65	1:29.43 (11./3.) 1:27.29 (13./3.)	1.73 1.69	4.37 4.34	44.09	1:17.93 (14./2.) - DNF -	- DNF - - DNF -	- DNF - - DNF -
	3	ŠPALEK Jiří Liqui Moly Komvet Racing	CZ 1972	Mitsubishi Lancer WRC 05 E1+2000/4WD	1.65 1.73	6.13 4.30	41.94 41.52	1:24.15 (5./2.) 1:24.27 (6./2.)	- DNF - - DNF -	- DNF - - DNF -	- DNF - - DNF -	- DNF - - DNF -	- DNF - - DNF -	- DNF - - DNF -
	377	FARKAS Csaba FF racing	SK 1977	Honda CIVIC E1-1600	2.21 2.12	6.13 5.64	50.43 49.91	1:39.42 (38./2.) 1:38.09 (45./2.)	- DNF - - DNF -	- DNF - - DNF -	- DNF - - DNF -	- DNF - - DNF -	- DNF - - DNF -	- DNF - - DNF -

GROUP E2/C

1.	2	KOMÁREK David Liqui Moly Komvet Racing	CZ 1975	Norma M20F E2/C+2000	1.54 1.65	6.13 4.12	38.97 38.00	1:17.40 (1./1.) 1:15.51 (1./1.)	1.67 1.67	4.14 3.99	37.49 39.56	1:05.64 (1./1.) 1:08.22 (1./1.)	- DNF -	2:13.86 (1.) 129,090
2.	1	MLEJNEK Aleš Steelmet Team	CZ 1967	Formule Lotus E2/C+2000	1.78 1.68	6.13 4.26	40.90 39.80	1:21.52 (3./2.) 1:19.65 (2./2.)	1.70 1.68	4.34 4.42	39.56 40.85	1:09.27 (2./2.) 1:10.98 (3./2.)	+6,390 +6,390	2:20.25 (2.) 123,209
3.	7	NOVICKÝ Michal Kovosteel Novitech Sudoměřice1977	CZ 1977	Reynard 032 F3 E2/C-2000	1.59 1.84	6.13 4.61	42.13 42.48	1:26.66 (8./1.) 1:27.08 (12./2.)	1.78 1.66	4.55 4.31	40.90 40.61	1:11.99 (5./1.) 1:11.18 (4./1.)	+9,310 +2,920	2:23.17 (4.) 120,696
4.	10	ZMEŠKAL Miloš Zmeškal Motorsport	CZ 1957	Reynard 97D F3000 E2/C+2000	1.82 1.70	6.13 4.12	43.11 40.52	1:25.58 (6./3.) 1:21.37 (3./3.)	1.67 1.71	4.10 4.13	40.66 42.49	1:11.97 (4./3.) 1:13.97 (6./3.)	+12,080 +2,770	2:25.94 (5.) 118,405
5.	19	BUCHEGGER Siegfried Zmeškal Motorsport	AT 1982	KTM X Bow E2/C+2000	1.71 1.84	6.13 4.77	43.53 42.83	1:26.30 (7./4.) 1:25.36 (7./4.)	1.72 1.79	4.57 4.67	42.29 43.42	1:14.19 (7./4.) 1:15.30 (8./4.)	+15,630 +3,550	2:29.49 (8.) 115,593
6.	21	TRNKA Jakub Kovosteel Novitech Sudoměřice1982	CZ 1982	Norma M20F E2/C-2000	22.85 1.92	6.13 4.69	1:11.79 44.98	1:54.15 (64./3.) 1:26.09 (9./1.)	1.89 1.96	4.48 4.62	42.18 44.46	1:14.28 (8./2.) 1:16.24 (10./2.)	+16,660 +1,030	2:30.52 (9.) 114,802
7.	45	PIEKARZ Antonín DKP Racing	CZ 1957	Jema 630 GT E2/C-1600	1.84 1.91	6.13 4.71	46.46 45.65	1:32.64 (19./3.) 1:31.35 (22./3.)	1.89 1.94	4.71 4.71	44.11 44.01	1:17.44 (12./1.) 1:17.29 (13./1.)	+20,870 +4,210	2:34.73 (11.) 111,678
8.	49	RYŠ Aleš Haviřov	CZ 1962	Jema 630 GT E2/C-1600	1.89 1.90	6.13 4.70	45.42 44.67	1:30.72 (13./1.) 1:30.09 (18./1.)	1.79 1.83	4.68 4.72	44.64 46.15	1:18.44 (16./2.) 1:20.54 (18./2.)	+25,120 +4,250	2:38.98 (17.) 108,693
9.	16	MADRIAN Ferdinand Zmeškal Motorsport	AT 1962	KTM X Bow E2/C+2000	1.83 1.79	6.13 4.64	44.97 44.23	1:29.69 (12./5.) 1:28.43 (14./5.)	1.87 1.82	4.76 4.60	43.79 45.76	1:17.36 (11./5.) 1:22.23 (29./6.)	+25,730 +0,610	2:39.59 (19.) 108,277
10.	33	MOURAL Karel MK Motorsport	CZ 1949	E2/C-2000	2.04 2.21	6.13 5.44	45.10 48.51	1:31.69 (16./2.) 1:35.60 (33./3.)	1.99 2.09	4.70 4.76	44.85 45.82	1:19.73 (19./3.) 1:20.55 (19./3.)	+26,420 +0,690	2:40.28 (20.) 107,811
11.	18	MOSER Melanie Zmeškal Motorsport	AT 1986	KTM X Bow E2/C+2000	1.88 1.84	6.13 4.83	46.57 46.65	1:36.18 (29./6.) 1:34.98 (32./6.)	1.87 1.84	5.00 4.81	45.49 45.10	1:21.44 (25./6.) 1:20.77 (21./5.)	+28,350 +1,930	2:42.21 (22.) 106,529
12.	40	OSLADIL Jan Autosport Osladil	CZ 1944	Delta II E2/C-1600	2.00 1.90	6.13 5.08	45.31 45.10	1:31.85 (17./2.) 1:30.75 (20./2.)	1.92 1.88	5.08 5.06	45.48 47.13	1:20.60 (22./3.) 1:22.29 (30./3.)	+29,030 +0,680	2:42.89 (26.) 106,084
13.	17	JAROSZEWICZ Joanna Zmeškal Motorsport	PL 1982	KTM X Bow E2/C+2000	2.02 1.88	6.13 4.90	52.11 50.02	1:46.04 (56./7.) 1:42.09 (54./7.)	1.99 2.16	5.06 5.10	50.12 49.20	1:28.86 (50./7.) 1:27.64 (49./7.)	+42,640 +13,610	2:56.50 (43.) 97,904

GROUP N/A

1.	555	PILAŘ Rostislav Steelmet Team	CZ 1960	Ford Escort RS2000 NA-2000	2.17 2.13	6.13 5.45	48.99 47.82	1:38.19 (34./1.) 1:36.30 (37./1.)	2.16 2.16	5.46 5.47	47.50 47.60	1:24.22 (37./1.) 1:23.78 (35./1.)	- DNF -	2:48.00 (33.) 102,857
----	-----	---	------------	-------------------------------	--------------	--------------	----------------	--------------------------------------	--------------	--------------	----------------	--------------------------------------	---------	---------------------------------

GROUP E2-SH

1.	6	RYBNÍČEK Marek Liqui Moly Komvet Racing	CZ 1980	Mitsubishi Eclipse E2SH	1.82 1.61	6.13 3.94	40.80 40.18	1:21.42 (2./1.) 1:22.75 (5./1.)	1.65 1.68	4.00 4.06	39.91 40.09	1:11.13 (3./1.) 1:10.76 (2./1.)	- DNF -	2:21.89 (3.) 121,784
----	---	---	------------	----------------------------	--------------	--------------	----------------	------------------------------------	--------------	--------------	----------------	------------------------------------	---------	--------------------------------

Rank	№	Driver Entrant	Country Bird	Car Class	Qualification				RACE				Diff. Prev.	TIME Speed (km/h)
					20 m	100 m	1100m	Time	20m	100m	1100m	Time		

Berg Cup Historic Cars

GROUP HA1

1.	912	DUDEK Grzegorz Dudek Auto Sport	PL 1972	VW Golf I HA1-2000	2.16 2.03	6.13 5.41	48.40 47.47	1:35.62 (28./1.) 1:34.12 (31./1.)	2.09 2.06	5.49 5.42	47.57 46.85	1:23.32 (34./1.) 1:22.09 (28./1.)	-DNS-	2:45.41 (1.) 104,468	
2.	909	KOZMANN Ladislav Sport Line Racing Team Bratislava	SK 1956	VW Scirocco HA1-2000	2.27 2.14	6.13 5.54	59.23 47.93	1:47.51 (59./3.) 1:36.11 (36./2.)	2.24 2.17	5.66 5.53	47.83 47.19	1:23.97 (36./2.) 1:23.21 (32./2.)	-DNS-	+1,770 +1,770	2:47.18 (3.) 103,362
3.	850	JELÍNEK Libor Auto Jelínek	CZ 1949	BMW 3.5 CSL HA1+2000	2.37 2.29	6.13 5.90	50.47 50.08	1:42.14 (47./1.) 1:40.57 (51./1.)	2.10 2.10	5.48 5.45	47.92 47.07	1:24.67 (38./1.) 1:23.99 (37./1.)	-DNS-	+3,250 +1,480	2:48.66 (4.) 102,455
4.	991	DOKOUPIL Roman R9 Team	CZ 1976	Škoda 130 RS HA1-1300	1.99 2.00	6.13 5.39	48.58 47.44	1:39.27 (37./1.) 1:36.85 (38./1.)	1.96 1.89	5.38 5.28	47.90 47.69	1:24.84 (40./1.) 1:24.83 (41./1.)	-DNS-	+4,260 +1,010	2:49.67 (5.) 101,845
5.	924	STANIAK Marcin Autoelektronika Balicka Motorsport	PL 1978	BMW E30 318iS HA1-2000	2.17 2.16	6.13 5.87	50.35 49.84	1:41.83 (46./2.) 1:39.63 (49./3.)	2.02 2.07	5.65 5.71	49.46 49.21	1:26.87 (48./3.) 1:26.39 (45./3.)	-DNS-	+7,850 +3,590	2:53.26 (6.) 99,735
6.	950	MATUŠEK Lukáš R9 Team	CZ 1986	Škoda 120 LS B6 HA1-1300	2.04 1.96	6.13 5.53	51.81 51.25	1:44.25 (52./2.) 1:43.76 (58./2.)	1.92 1.89	5.41 5.37	50.89 50.48	1:30.25 (52./2.) 1:29.80 (54./2.)	-DNS-	+14,640 +6,790	3:00.05 (7.) 95,973
7.	899	ONDREJKA Ján JOSK Racing Team	SK 1953	Škoda 200 RS HA1+2000	1.98 1.83	6.13 5.21	54.62 52.03	1:50.69 (63./2.) 1:46.50 (62./2.)	1.88 1.86	5.27 5.25	52.26 52.06	1:32.59 (56./2.) 1:32.16 (58./2.)	-DNS-	+19,340 +4,700	3:04.75 (8.) 93,532
8.	958	GALLO Pavel Scuderia Gallo	SK 1946	Fiat 128 Sport Coupé HA1-1300	2.42 2.27	6.13 7.10	53.67 54.51	1:47.74 (60./3.) 1:48.32 (65./3.)	2.63 2.26	6.73 6.20	54.43 52.20	1:35.71 (61./3.) 1:34.11 (61./3.)	-DNS-	+24,410 +5,070	3:09.82 (9.) 91,034

GROUP HA2



1.	800	RÝZEK Milan Steelmet Team	SK 1985	Van Diemen HA2	1.90 1.85	6.13 5.18	49.19 48.27	1:38.27 (35./1.) 1:36.05 (35./1.)	1.87 1.88	5.19 5.20	46.64 48.48	1:21.50 (26./1.) 1:24.04 (38./1.)	-DNS-	2:45.54 (2.) 104,386
----	-----	-------------------------------------	------------	-------------------	--------------	--------------	----------------	--------------------------------------	--------------	--------------	----------------	--------------------------------------	------------------	--------------------------------

Competition / Weather Information

Qualification					RACE				
	Time	Weather	Temp. (°C)			Time	Weather	Temp. (°C)	
			Air	Road				Air	Road
1st Round	09:10 - 10:15	Sunny	18	16	1st Round	15:08 - 16:08	Sunny	25	34
2nd Round	10:42 - 12:16	Sunny	21	25	2nd Round	16:31 - 18:20	Sunny	26	39
					3rd Round	-			

Statistics

		Time			Speed (km/h)			Competitors / Nations		
		Min	Max	Avg.	Max	Min	Avg.	in start list	started	with results
Qualification	1st Round	1:17.400	1:56.990	1:37.523	111,628	73,852	88,594	82/4	66/4	66/4
	2nd Round	1:15.510	1:48.320	1:34.712	114,422	79,764	91,224	82/4	66/4	65/4
RACE	1st Round	1:05.640	1:35.710	1:22.587	131,627	90,273	104,617	82/4	62/4	61/4
	2nd Round	1:08.220	1:34.110	1:22.553	126,649	91,807	104,660	82/4	62/4	61/4
	3rd Round							82/4	0/4	0/0

Race Director	Sport Marshal IHA	Main Timekeeper
BUSCHBACHER Marián (SVK)	 BARTL Miroslav (CZE)	 ŠABÍK Ľuboš (SVK)

LIQUI MOLY BERG CUP 2011

LIQUI MOLY BERG CUP 2010

VH Autoservis Ostrá Lúka, 16.7.2011

Ostrá Lúka, 15. -17. 7. 2011



Lady Trophy



Jury / Competition Management		Hill Data	
Chief of Competition	BUSCHBACHER Marián (SVK)	Start Altitude	m
Race Director	BUSCHBACHER Marián (SVK)	Finish Altitude	m
Vice chairman	RONDÍK Ján (SVK)	Vertical Drop	m
Sport Marshal IHA	BARTL Miroslav (CZE)	Course Length	2400 m
Technical Marshal IHA	BARTL Miroslav (CZE)	Min course Width	6 m
		Count of right-hand bend	
		Count of left-hand bend	
		Hill Record	2009, Miloš Zmeškal Dallara 399 F3: 1:05.64





Rank	№	Driver Entrant	Country Bird	Car Class	Qualification				RACE				Diff. Prev.	TIME Speed (km/h)
					20 m	100 m	1100m	Time	20m	100m	1100m	Time		
1.	18	MOSER Melanie Zmeškal Motorsport	AT 1986	KTM X Bow E2/C+2000	1.88 1.84	4.92 4.83	46.57 46.65	1:36.18 (29./6.) 1:34.98 (32./6.)	1.87 1.84	5.00 4.81	45.49 45.10	1:21.44 (25./6.) 1:20.77 (21./5.)		2:42.21 (6.) 106,529
2.	17	JAROSZEWICZ Joanna Zmeškal Motorsport	PL 1982	KTM X Bow E2/C+2000	2.02 1.88	5.05 4.90	52.11 50.02	1:46.04 (56./7.) 1:42.09 (54./7.)	1.99 2.16	5.06 5.10	50.12 49.20	1:28.86 (50./7.) 1:27.64 (49./7.)	+14,290 +14,290	2:56.50 (7.) 97,904
	622	FILLOVÁ Katarína Silárd Racing Team	SK 1984	Mitsubishi Evo VIII S1+2000/4WD	1.74 1.92	4.93 5.04	47.33 47.07	1:34.41 (27./6.) 1:33.98 (30./6.)				- DNS - - DNS - - DNS -		- DNF -

Rank	№	Driver Entrant	Country Bird	Car Class	Qualification			RACE			Diff. Prev.	TIME Speed (km/h)
					20 m	100 m	1100m	Time	20m	100m		

Competition / Weather Information									
Qualification					RACE				
	Time	Weather	Temp. (°C)			Time	Weather	Temp. (°C)	
			Air	Road				Air	Road
1st Round	09:10 - 10:15	Sunny	18	16	1st Round	15:08 - 16:08	Sunny	25	34
2nd Round	10:42 - 12:16	Sunny	21	25	2nd Round	16:31 - 18:20	Sunny	26	39
					3rd Round	-			

Statistics										
		Time			Speed (km/h)			Competitors / Nations		
		Min	Max	Avg.	Max	Min	Avg.	in start list	started	with results
Qualification	1st Round	1:17.400	1:56.990	1:37.523	111,628	73,852	88,594	82/4	66/4	66/4
	2nd Round	1:15.510	1:48.320	1:34.712	114,422	79,764	91,224	82/4	66/4	65/4
RACE	1st Round	1:05.640	1:35.710	1:22.587	131,627	90,273	104,617	82/4	62/4	61/4
	2nd Round	1:08.220	1:34.110	1:22.553	126,649	91,807	104,660	82/4	62/4	61/4
	3rd Round							82/4	0/4	0/0

Race Director BUSCHBACHER Marián (SVK)	Sport Marshal IHA  BARTL Miroslav (CZE)	Main Timekeeper  ŠABÍK Ľuboš (SVK)
---	--	---

LIQUI MOLY BERG CUP 2011


LIQUI MOLY BERG CUP 2010

VH Autoservis Ostrá Lúka, 16.7.2011

Ostrá Lúka, 15. -17. 7. 2011



Junior Trophy



Jury / Competition Management		Hill Data	
Chief of Competition	BUSCHBACHER Marián (SVK)	Start Altitude	m
Race Director	BUSCHBACHER Marián (SVK)	Finish Altitude	m
Vice chairman	RONDÍK Ján (SVK)	Vertical Drop	m
Sport Marshal IHA	BARTL Miroslav (CZE)	Course Length	2400 m
Technical Marshal IHA	BARTL Miroslav (CZE)	Min course Width	6 m
		Count of right-hand bend	
		Count of left-hand bend	
		Hill Record	2009, Miloš Zmeškal Dallara 399 F3: 1:05.64





Rank	№	Driver Entrant	Country Bird	Car Class	Qualification				RACE				Diff. Prev.	TIME Speed (km/h)
					20 m	100 m	1100m	Time	20m	100m	1100m	Time		
1.	420	LACKNER Ronald RL-Racing	AT 1990	Suzuki Swift Gti E1-1400	2.20 2.11	5.36 5.21	46.15 46.14	1:32.03 (18./1.) 1:32.74 (25./1.)	2.04 2.04	5.11 5.10	44.69 44.35	1:18.64 (17./1.) 1:17.91 (14./1.)		2:36.55 (1.) 110,380
2.	789	ZIMÁK Martin Steelmet Team	CZ 1989	Citroen Saxo VTS S1-1600	2.30 2.31	5.97 5.71	50.41 49.14	1:40.43 (40./1.) 1:37.54 (40./1.)	2.21 2.15	5.56 5.52	47.52 46.97	1:22.59 (32./1.) 1:22.08 (27./1.)	+8,120 +8,120	2:44.67 (1.) 104,937
3.	222	BALÍK Petr B&B Elektro Racing Team	CZ 1989	BMW E36 320iS E1-2000	2.29 2.18	5.64 5.53	51.67 49.08	1:42.17 (48./5.) 1:38.07 (44./5.)	2.11 2.05	5.38 5.66	47.69 47.71	1:23.21 (33./4.) 1:23.52 (34./4.)	+10,180 +2,060	2:46.73 (4.) 103,641
4.	444	POKORNÝ Milan Hillclimb Racing Team	SK 1994	Škoda Fabia E1-1400	2.42 2.36	6.36 6.25	53.03 51.99	1:47.04 (57./6.) 1:43.29 (57./6.)	2.26 2.28	6.13 6.12	52.05 51.52	1:30.99 (54./6.) 1:30.06 (55./6.)	+24,500 +14,320	3:01.05 (6.) 95,443
5.	221	KUTYNA Łukasz Warszawa	PL 1988	Opel Astra E1-2000	2.33 2.41	5.92 6.17	53.70 53.16	1:49.59 (61./7.) 1:46.52 (63./6.)	2.45 2.29	6.17 5.78	53.02 51.79	1:33.44 (60./7.) 1:31.54 (57./7.)	+28,430 +3,930	3:04.98 (7.) 93,416

Rank	№	Driver Entrant	Country Bird	Car Class	Qualification			RACE			Diff. Prev.	TIME Speed (km/h)
					20 m	100 m	1100m	Time	20m	100m		

Competition / Weather Information									
Qualification					RACE				
	Time	Weather	Temp. (°C)			Time	Weather	Temp. (°C)	
			Air	Road				Air	Road
1st Round	09:10 - 10:15	Sunny	18	16	1st Round	15:08 - 16:08	Sunny	25	34
2nd Round	10:42 - 12:16	Sunny	21	25	2nd Round	16:31 - 18:20	Sunny	26	39
					3rd Round	-			

Statistics										
		Time			Speed (km/h)			Competitors / Nations		
		Min	Max	Avg.	Max	Min	Avg.	in start list	started	with results
Qualification	1st Round	1:17.400	1:56.990	1:37.523	111,628	73,852	88,594	82/4	66/4	66/4
	2nd Round	1:15.510	1:48.320	1:34.712	114,422	79,764	91,224	82/4	66/4	65/4
RACE	1st Round	1:05.640	1:35.710	1:22.587	131,627	90,273	104,617	82/4	62/4	61/4
	2nd Round	1:08.220	1:34.110	1:22.553	126,649	91,807	104,660	82/4	62/4	61/4
	3rd Round							82/4	0/4	0/0

Race Director BUSCHBACHER Marián (SVK)	Sport Marshal IHA  BARTL Miroslav (CZE)	Main Timekeeper  ŠABÍK Ľuboš (SVK)
---	--	---