


# LIQUI MOLY BERG CUP 2011

## LIQUI MOLY BERG CUP 2011

III. Hill Climb Days, 6.8.2011

Šternberk, 5. - 7. 8. 2011

### Absolute Results



Jury / Competition Management		Hill Data	
Chief of Competition	BARTL Miroslav (CZE)	Start Altitude	m
Race Director	BARTL Miroslav (CZE)	Finish Altitude	m
Vice chairman	BARTLOVÁ Radka (CZE)	Vertical Drop	m
Sport Marshal IHA	KADLEC Jaroslav (CZE)	Course Length	2700 m
Technical Marshal IHA	DANĚK Pavel (CZE)	Min course Width	6 m
		Count of right-hand bend	
		Count of left-hand bend	
		Hill Record	2009, Petr VÍTEK Osella PA 20S: 2:07.33



Rank	No	Driver Entrant	Country Bird	Car Class	Qualification				RACE				Diff. Prev. Speed (km/h)	TIME
					20 m	100 m	m	Time	20m	100m	m	Time		
<b>LIQUI MOLY BERG CUP 2011</b>														
1.	6	<b>RYBNÍČEK Marek</b> Liqui Moly Komvet Racing	CZ 1980	Mitsubishi Eclipse Evo 650 E2SH	1.82 1.93	3.99 4.20	38.75 39.49	1:19.16 (2./1.) 1:19.60 (2./1.)	2.04 1.66	4.38 3.74	39.37 36.28	1:18.77 (1./1.) 1:14.05 (2./1.)	-DNS-	<b>2:32.82 (1.)</b> 127,208 Δ 4,720 (42.)
2.	2	<b>KOMÁREK David</b> Liqui Moly Komvet Racing	CZ 1975	Norma M20F E2/C+2000	1.70 1.80	3.81 3.96	37.84 38.79	1:18.22 (1./1.) 1:17.47 (1./1.)	2.19 1.74	4.80 3.86	40.37 35.21	1:20.66 (4./1.) 1:12.31 (1./1.)	+0,150 +0,150	<b>2:32.97 (1.)</b> 127,084 Δ 8,350 (61.)
3.	4	<b>ZEMAN Martin</b> Liqui Moly Komvet Racing	CZ 1974	Mitsubishi Lancer EVO VI E1+2000/4WD	1.82 2.29	4.04 4.97	41.08 42.24	1:24.34 (7./2.) 1:26.05 (18./2.)	2.04 1.74	4.41 3.87	39.41 37.11	1:20.55 (3./1.) 1:15.92 (3./1.)	+3,650 +3,500	<b>2:36.47 (1.)</b> 124,241 Δ 4,630 (40.)
4.	3	<b>ŠPALEK Jiří</b> Liqui Moly Komvet Racing	CZ 1972	Mitsubishi Lancer WRC 05 E1+2000/4WD	1.77 1.80	3.95 4.01	39.06 40.39	1:22.30 (4./1.) 1:22.09 (8./1.)	2.07 1.75	4.54 3.86	42.37 37.13	1:23.61 (8./2.) 1:16.30 (4./2.)	+7,090 +3,440	<b>2:39.91 (2.)</b> 121,568 Δ 7,310 (58.)
5.	5	<b>ŠUBERT Drahošlav</b> Liqui Moly Komvet Racing	CZ 1972	Mitsubishi Lancer Evo IX S1+2000/4WD	2.39 2.44	5.21	42.63 40.78	1:25.28 (12./5.) 1:21.01 (4./1.)	1.73 1.85	4.12 4.27	39.31 40.78	1:19.55 (2./1.) 1:22.07 (11./1.)	+8,800 +1,710	<b>2:41.62 (1.)</b> 120,282 Δ 2,520 (19.)
6.	648	<b>STEHLÍK Karel</b> KV Motorsport Team	CZ 1980	Mitsubishi Lancer Evo IX S1+2000/4WD	1.78 2.03	4.81	41.31 40.62	1:24.78 (11./4.) 1:22.64 (9./3.)	1.72 1.75	4.19 4.28	39.20 40.79	1:21.10 (5./2.) 1:23.54 (17./3.)	+11,820 +3,020	<b>2:44.64 (2.)</b> 118,076 Δ 2,440 (18.)

Rank	No	Driver Entrant	Country Bird	Car Class	Qualification				RACE				Diff. Prev.	TIME Speed (km/h)
					20 m	100 m	m		Time	20m	100m	m		
7.	19	<b>BUCHEGGER Siegfried</b> Racecompact.com	AT	KTM X Bow E2/C+2000	1.98 2.02	4.40 4.52	41.36 41.33	1:26.66 (15./3.) 1:25.37 (16./4.)	2.03 1.79	4.70 4.19	40.78 38.54	1:24.56 (10./3.) 1:20.73 (8./3.)	+12,470 +0,650	<b>2:45.29 (2.)</b> 117,611 Δ 3,830 (33.)
8.	21	<b>TRNKA Jakub</b> Kovosteel Novitech Sudoměřice	CZ	Norma M20F E2/C-2000	1.94 2.41	4.19 4.67	42.28 40.53	1:26.88 (18./2.) 1:23.49 (10./1.)	2.09 1.80	4.80 3.97	41.90 38.24	1:25.53 (12./1.) 1:19.92 (7./2.)	+12,630 +0,160	<b>2:45.45 (1.)</b> 117,498 Δ 5,610 (47.)
9.	608	<b>HAVLÍČEK Luboš</b> Šebrov	CZ	Mitsubishi Lancer EVO 8 S1+2000/4WD	1.75 1.81	4.31	41.26 40.15	1:24.71 (10./3.) 1:21.84 (6./2.)	2.06 1.77	4.57 4.27	40.80 40.49	1:23.43 (7./3.) 1:22.97 (15./2.)	+13,580 +0,950	<b>2:46.40 (3.)</b> 116,827 Δ 0,460 (4.)
10.	7	<b>NOVICKÝ Michal</b> Kovosteel Novitech Sudoměřice	CZ	Reynard 032 F3 E2/C-2000	1.78	4.10		- DNF - - DNS -	2.19 1.77	4.76 4.08	41.86 37.91	1:27.25 (19./3.) 1:19.39 (6./1.)	+13,820 +0,240	<b>2:46.64 (2.)</b> 116,659 Δ 7,860 (59.)
11.	501	<b>JERMAN Martin</b> Evolution Racing Prague	CZ	Mitsubishi Lancer EVO IX NA+2000	1.75 1.67	4.25 4.04	40.17 39.50	1:23.36 (5./1.) 1:20.78 (3./1.)	1.92 1.69	4.40 4.06	42.28 40.16	1:25.96 (14./1.) 1:22.54 (13./1.)	+15,680 +1,860	<b>2:48.50 (1.)</b> 115,371 Δ 3,420 (28.)
12.	9	<b>ULMAN Pavel</b> Z.R.T. Motorsport Ulman	CZ	BMW M3 E36 E1+2000/2WD	2.08 2.14	4.66 4.69	42.45 40.53	1:26.59 (14./1.) 1:23.58 (11./1.)	2.63 2.09	5.44 4.50	43.63 39.04	1:27.80 (22./1.) 1:20.97 (9./1.)	+15,950 +0,270	<b>2:48.77 (1.)</b> 115,186 Δ 6,830 (56.)
13.	111	<b>ČIKOR Radomir</b> Max Motorsport	SK	Mitsubishi Lancer Evolution E1+2000/4WD	1.91 1.98	4.38 4.49	42.12 42.94	1:27.37 (19./3.) 1:27.60 (20./3.)	2.08 2.04	4.63 4.44	42.54 40.28	1:26.62 (16./3.) 1:22.39 (12./3.)	+16,190 +0,240	<b>2:49.01 (3.)</b> 115,023 Δ 4,230 (36.)
14.	502	<b>SAJLEROVÁ Gabriela</b> Evolution Racing Prague	CZ	Mitsubishi Lancer EVO IX NA+2000	2.17 2.07	4.82 4.64	45.67 41.01	1:32.75 (31./3.) 1:25.69 (17./3.)	2.10 1.99	4.74 4.53	42.47 40.11	1:26.83 (17./2.) 1:22.59 (14./2.)	+16,600 +0,410	<b>2:49.42 (2.)</b> 114,744 Δ 4,240 (37.)
15.	603	<b>MINIBERGER Tomáš</b> Liqui Moly Komvet Racing	CZ	Mitsubishi Lancer Evo VIII S1+2000/4WD	1.75 1.77	4.35	41.82 41.57	1:24.64 (9./2.) 1:25.29 (15./6.)	1.81 1.87	4.37 4.48	41.14 42.11	1:24.27 (9./4.) 1:26.11 (25./5.)	+17,560 +0,960	<b>2:50.38 (4.)</b> 114,098 Δ 1,840 (12.)
16.	551	<b>BENEŠ Oskar</b> Ennoble Racing Klub v AČR	CZ	Mitsubishi Lancer EVO IX NA+2000	1.78 1.78	4.25 4.17	41.10 39.77	1:23.53 (6./2.) 1:21.72 (5./2.)	1.90 1.66	4.38 4.04	42.63 40.48	1:27.43 (20./3.) 1:23.32 (16./3.)	+17,930 +0,370	<b>2:50.75 (3.)</b> 113,851 Δ 4,110 (34.)
17.	198	<b>SEDLÁČEK Jiří</b> Sedláček Motorsport	CZ	BMW M3 E1+2000/2WD	2.60 2.26	5.27 4.87	44.15 49.78	1:31.16 (26./2.) - DNF -	2.64 2.04	5.63 4.43	45.11 39.08	1:29.63 (24./2.) 1:21.25 (10./2.)	+18,060 +0,130	<b>2:50.88 (2.)</b> 113,764 Δ 8,380 (62.)
18.	601	<b>ČEPIČKA Vlastimil</b> SELM Motor Racing team	CZ	Mitsubishi Lancer Evo X S1+2000/4WD	1.76 1.74	4.21	41.14 40.67	1:24.49 (8./1.) 1:24.46 (12./4.)	1.86 1.91	4.33 4.38	41.55 42.05	1:25.31 (11./5.) 1:25.80 (22./4.)	+18,290 +0,230	<b>2:51.11 (5.)</b> 113,611 Δ 0,490 (5.)
19.	28	<b>STEC Robert</b> Polonia Racing Team	PL	Intech Suzuki GSX R 1000 E2/C-2000	1.89 1.91	4.52	41.33 43.78	1:26.27 (13./1.) 1:33.05 (39./2.)	1.88 1.88	4.38 4.35	40.67 39.78	1:25.92 (13./2.) 1:25.25 (21./3.)	+18,350 +0,060	<b>2:51.17 (3.)</b> 113,571 Δ 0,670 (6.)
20.	130	<b>KUBA Filip</b> UB Racing Team	CZ	Subaru WRX STI E1+2000/4WD	2.31 2.09	4.88 4.63	45.21 43.14	1:31.33 (27./4.) 1:28.54 (24./5.)	1.98 1.92	4.49 4.42	43.25 40.79	1:27.66 (21./4.) 1:24.11 (20./5.)	+18,950 +0,600	<b>2:51.77 (4.)</b> 113,175 Δ 3,550 (29.)
21.	45	<b>PIEKARZ Antonín</b> DKP Racing	CZ	Jema 630 GT E2/C-1600	1.97		40.20	- DNF - - DNS -	1.99 2.03	4.53 4.59	40.63 41.83	1:26.84 (18./1.) 1:25.82 (23./1.)	+19,840 +0,890	<b>2:52.66 (1.)</b> 112,591 Δ 1,020 (7.)
22.	117	<b>KORASZEWSKI Jacek</b> Koraszewski AutoSport	PL	Audi TT quattro E1+2000/4WD	2.48 2.18	5.53 5.01	45.17 43.23	1:31.76 (28./5.) 1:30.03 (27./6.)	1.98 1.87	4.70 4.55	43.76 40.48	1:29.66 (26./5.) 1:24.01 (19./4.)	+20,850 +1,010	<b>2:53.67 (5.)</b> 111,936 Δ 5,650 (48.)
23.	606	<b>HANUŠ Vladimír</b> VHWRC Autoservis Hanuš	SK	Mitsubishi Lancer Evo X S1+2000/4WD	1.92 1.83	4.33	41.98 41.01	1:26.80 (17./6.) 1:25.21 (14./5.)	1.72 1.85	4.29 4.42	41.64 43.76	1:26.45 (15./6.) 1:29.18 (31./6.)	+22,810 +1,960	<b>2:55.63 (6.)</b> 110,687 Δ 2,730 (22.)
24.	229	<b>BOHÁČ Milan</b> Renault Chrudim Boháč Milan	CZ	Renault Clio Sport E1-2000	2.26 2.36	4.90 5.07	42.98 43.41	1:29.30 (22./1.) 1:30.17 (28./2.)	2.70 2.28	5.63 4.84	44.73 39.76	1:33.08 (35./2.) 1:23.71 (18./1.)	+23,970 +1,160	<b>2:56.79 (1.)</b> 109,961 Δ 9,370 (67.)
25.	607	<b>BARICA Ján</b> Rezmont Racing	CZ	Subaru Impreza STi S1+2000/4WD	2.03 2.01	4.66	43.58 42.58	1:28.80 (21./7.) 1:27.64 (21./7.)	2.02 2.06	4.63 4.76	42.72 43.93	1:27.95 (23./7.) 1:29.77 (32./7.)	+24,900 +0,930	<b>2:57.72 (7.)</b> 109,386 Δ 1,820 (11.)
26.	202	<b>BEK Tomáš</b> Steelmet Team	CZ	Renault Clio Sport E1-2000	2.29 2.31	5.01 4.99	45.48 42.53	1:32.73 (30./2.) 1:27.38 (19./1.)	2.47 2.34	5.67 4.97	45.41 41.78	1:32.09 (32./1.) 1:26.03 (24./2.)	+25,300 +0,400	<b>2:58.12 (2.)</b> 109,140 Δ 6,060 (49.)
27.	10	<b>ZMEŠKAL Miloš</b> Zmeškal Motorsport	CZ	Reynard 97D F3000 E2/C+2000	1.81 1.85	3.93 4.00	41.10 40.50	1:26.71 (16./4.) 1:25.05 (13./3.)	2.41 1.71	4.85 3.72	48.40 37.36	1:40.53 (56./5.) 1:17.92 (5./2.)	+25,630 +0,330	<b>2:58.45 (3.)</b> 108,938 Δ 22,610 (71.)
28.	120	<b>DOSEDĚL Dušan</b> DK Mont	CZ	Subaru impreza WRX STI N14 E1+2000/4WD	2.31 2.13	5.16 5.06	47.46 45.82	1:37.93 (47./6.) 1:34.51 (44./7.)	1.94 2.06	4.48 4.69	44.15 43.44	1:31.95 (31./6.) 1:28.87 (29./7.)	+28,000 +2,370	<b>3:00.82 (6.)</b> 107,510 Δ 3,080 (25.)
29.	622	<b>FILLOVÁ Katarína</b> Silárd Racing Team	SK	Mitsubishi Lancer Evo VIII S1+2000/4WD	1.77 1.98	4.78	43.56 44.02	1:30.66 (25./8.) 1:31.53 (35./8.)	1.78 1.86	4.48 4.59	43.81 43.35	1:31.18 (28./8.) 1:29.95 (34./8.)	+28,310 +0,310	<b>3:01.13 (8.)</b> 107,326 Δ 1,230 (8.)
30.	317	<b>STANĚK Vojtěch</b> Liqui Moly Komvet Racing	CZ	Peugeot 106 Maxi E1-1600	2.34 2.34	5.15 5.12	52.46 43.03	1:39.53 (53./2.) 1:29.05 (25./1.)	2.71 2.19	5.88 4.90	46.08 42.04	1:33.95 (37./1.) 1:27.73 (28./1.)	+28,860 +0,550	<b>3:01.68 (1.)</b> 107,001 Δ 6,220 (54.)
31.	49	<b>RYŠ Aleš</b> Haviřov	CZ	Jema 630 GT E2/C-1600				- DNS - - DNS -	2.59 2.14	5.66 4.78	46.19 41.25	1:35.42 (42./2.) 1:27.33 (26./2.)	+29,930 +1,070	<b>3:02.75 (2.)</b> 106,375 Δ 8,090 (60.)
32.	703	<b>SLOVÁČEK Michal</b> Slomak Sport	CZ	Honda Civic Type R S1-2000	2.45	5.49	44.32	1:32.98 (33./2.) 1:31.28 (34./2.)	2.35 2.38	5.42 5.38	43.65 45.93	1:29.65 (25./1.) 1:34.11 (43./2.)	+30,940 +1,010	<b>3:03.76 (1.)</b> 105,790 Δ 4,460 (38.)

Rank	№	Driver Entrant	Country Bird	Car Class	Qualification				RACE				Diff. Prev.	TIME Speed (km/h)
					20 m	100 m	m		Time	20m	100m	m		
33.	200	FIBICH Václav Fibich přeprava osob	CZ 1983	Opel Corsa B E1-2000	2.23 2.18	5.00 4.91	46.86 43.89	1:37.19 (44./3.) 1:30.55 (31./3.)	2.43 2.22	5.27 4.91	46.44 43.13	1:35.11 (41./3.) 1:28.91 (30./3.)	+31,200 +0,260	<b>3:04.02 (3.)</b> 105,641 Δ 6,200 (52.)
34.	112	CICHÁ Veronika KV Motosport	CZ 1987	Mitsubishi Lancer EVO IV E1+2000/4WD	1.87 1.82	4.65 4.44	47.10 42.74	1:41.44 (61./7.) 1:28.27 (23./4.)	2.17 1.74	5.18 4.28	47.26 42.11	1:36.94 (45./7.) 1:27.64 (27./6.)	+31,760 +0,560	<b>3:04.58 (7.)</b> 105,320 Δ 9,300 (66.)
35.	737	LOUBAL Lubomír Vetcars	CZ 1982	VW Golf IV TDi S1-2000	2.31	5.35	46.68 44.29	1:34.72 (36./3.) 1:31.03 (33./1.)	2.51 2.40	5.55 5.45	44.23 45.36	1:31.35 (29./2.) 1:33.60 (41./1.)	+32,130 +0,370	<b>3:04.95 (2.)</b> 105,109 Δ 2,250 (14.)
36.	747	KROPÁČ Miroslav Vetcars	CZ 1984	Nissan Sunny GTi S1-2000	2.34	5.39	44.81	1:31.95 (29./1.) 1:33.00 (38./3.)	2.36 2.39	5.59 5.74	44.08 46.11	1:31.59 (30./3.) 1:35.37 (48./3.)	+34,140 +2,010	<b>3:06.96 (3.)</b> 103,979 Δ 3,780 (31.)
37.	173	KOTEK Pavel DKP Racing	CZ 1973	BMW M3 E1+2000/2WD	2.49 2.53	5.51 5.84	55.49 51.46	- DNF - 1:46.17 (68./3.)	2.62 2.23	5.65 5.05	47.30 44.74	1:37.08 (46./3.) 1:31.67 (35./3.)	+35,930 +1,790	<b>3:08.75 (3.)</b> 102,993 Δ 5,410 (46.)
38.	241	BITTNER Alan Bittcar motorsport	CZ 1970	Nissan Sunny 2.0 GTI E1-2000	2.44	5.41	52.23	1:44.48 (66./6.) - DNS -	2.58 2.28	5.87 5.13	47.00 44.87	1:36.53 (43./4.) 1:32.40 (36./4.)	+36,110 +0,180	<b>3:08.93 (4.)</b> 102,895 Δ 4,130 (35.)
39.	789	ZIMÁK Martin Steelmet Team	CZ 1989	Citroen Saxo VTS S1-1600	2.43	5.45	44.44	1:33.95 (34./1.) 1:33.31 (40./1.)	2.41 2.39	5.44 5.24	44.53 45.56	1:32.71 (33./1.) 1:36.50 (52./1.)	+36,390 +0,280	<b>3:09.21 (1.)</b> 102,743 Δ 3,790 (32.)
40.	412	ŠRAHŮLEK Petr JP Motorsport	CZ 1973	Škoda 130 RS Evo I E1-1400	2.11 2.07	4.95 4.89	48.35 45.57	1:40.24 (55./4.) 1:34.65 (46./3.)	2.19 2.03	5.07 4.85	46.44 44.26	1:38.84 (52./2.) 1:32.72 (37./1.)	+38,740 +2,350	<b>3:11.56 (1.)</b> 101,483 Δ 6,120 (50.)
41.	46	STEC Irena Polonia Racing Team	PL 1983	Intech Suzuki GSXR 1000 E2/C-1600	1.87 1.89	4.34 4.34	45.52 43.51	1:35.05 (38./1.) 1:31.64 (36./1.)	2.21 1.89	4.89 4.29	48.37 42.39	1:41.78 (62./4.) 1:29.78 (33./3.)	+38,740 +0,000	<b>3:11.56 (1.)</b> 101,483 Δ 12,000 (69.)
42.	215	PALAJ Tomáš Kroměříž	CZ 1988	VW GOLF II TDI E1-2000	2.13 2.02	5.02 4.90	47.70 46.13	1:39.32 (52./5.) 1:35.35 (48./4.)	2.11 2.10	5.01 4.99	47.37 45.75	1:37.28 (47./5.) 1:34.92 (47./5.)	+39,380 +0,640	<b>3:12.20 (5.)</b> 101,145 Δ 2,360 (17.)
43.	381	MACEK Vojtěch Motokáry Bruntál	CZ 1946	Škoda 1500 R Coupe E1-1600	2.12 2.21	5.15 5.25	45.19 44.45	1:35.85 (39./1.) 1:33.54 (41./2.)	2.36 2.13	5.50 5.13	46.21 44.18	1:38.58 (51./2.) 1:33.89 (42./2.)	+39,650 +0,270	<b>3:12.47 (2.)</b> 101,003 Δ 4,690 (41.)
44.	40	OSLADIL Jan Autosport Osladil	CZ 1944	Delta II E2/C-1600	2.08 2.04	4.95 4.90	46.20 46.99	1:37.78 (46./2.) 1:38.75 (55./2.)	2.27 2.05	5.19 4.93	48.80 43.42	1:41.63 (61./3.) 1:32.80 (38./4.)	+41,610 +1,960	<b>3:14.43 (4.)</b> 99,985 Δ 8,830 (64.)
45.	702	KRETZ Michal Kretz Motorsport	CZ 1980	Renault Clio Sport S1-2000	2.40	5.37	45.63	1:36.45 (42./4.) 1:33.99 (42./4.)	2.44 2.48	5.36 5.47	45.29 48.72	1:33.90 (36./4.) 1:40.80 (62./4.)	+41,880 +0,270	<b>3:14.70 (4.)</b> 99,846 Δ 6,900 (57.)
46.	17	JAROSZEWICZ Joanna Racecompact.com	PL 1983	KTM X Bow E2/C+2000	2.57 2.63	5.58	46.50 47.69	1:40.91 (60./6.) 1:38.15 (53./6.)	2.33 2.23	5.11 4.85	47.80 46.47	1:37.64 (50./4.) 1:37.25 (53./4.)	+42,070 +0,190	<b>3:14.89 (4.)</b> 99,749 Δ 0,390 (2.)
47.	441	BORYCKI Damian Euromal Racing Team	PL 1977	Suzuki Swift Ninja E1-1400	2.72 2.41	5.61 5.20	47.64 46.02	1:38.47 (48./2.) 1:34.35 (43./2.)	2.55 2.48	5.49 5.31	48.93 45.59	1:40.92 (57./3.) 1:34.56 (46./2.)	+42,660 +0,590	<b>3:15.48 (2.)</b> 99,448 Δ 6,360 (55.)
48.	777	ÁZSÓTH Ladislav DECAM Motorsport	CZ 1959	Citroen Saxo VTS S1-1600	2.33	5.54	46.09	1:37.49 (45./2.) 1:36.20 (49./2.)	2.33 2.32	5.47 5.51	46.32 47.27	1:36.66 (44./2.) 1:38.89 (58./2.)	+42,730 +0,070	<b>3:15.55 (2.)</b> 99,412 Δ 2,230 (13.)
49.	555	PILAŘ Rostislav Steelmet Team	CZ 1960	Ford Escort RS 2000 NA-2000	2.38 2.41	5.32 5.37	48.46 45.05	1:40.33 (56./1.) 1:34.59 (45./1.)	2.48 2.31	5.60 5.19	50.19 44.82	1:42.74 (65./1.) 1:33.36 (40./1.)	+43,280 +0,550	<b>3:16.10 (1.)</b> 99,133 Δ 9,380 (68.)
50.	280	SCHWAN Roman Valenta Roman	CZ 1968	Renault Clio Williams E1-2000	2.33 2.42	5.69 5.98	48.93 47.61	1:38.49 (49./4.) 1:36.22 (50./5.)	2.61 2.32	5.91 6.03	50.51 47.28	1:41.59 (60./6.) 1:35.38 (50./6.)	+44,150 +0,870	<b>3:16.97 (6.)</b> 98,695 Δ 6,210 (53.)
51.	193	ELIÁŠ Jan Pfeifermotorsport	CZ 1989	Seat Leon E1+2000/2WD	2.69 2.78	6.04 5.85	48.94 49.16	1:40.48 (57./3.) 1:39.34 (58./2.)	3.03 2.57	6.73 5.70	50.24 45.50	1:43.29 (67./4.) 1:34.45 (45./4.)	+44,920 +0,770	<b>3:17.74 (4.)</b> 98,311 Δ 8,840 (65.)
52.	350	SEIDL Rostislav Mladonov	CZ 1983	Toyota Corola 1600 GTI E1-1600	2.28	5.62	48.77	- DNS - 1:42.14 (62./3.)	2.31 2.29	5.54 5.52	47.44 45.82	1:40.14 (54./3.) 1:38.57 (56./3.)	+45,890 +0,970	<b>3:18.71 (3.)</b> 97,831 Δ 1,570 (10.)
53.	430	PLEVA Martin AMK Vrbno pod Pradědem	CZ 1979	Škoda Felicia E1-1400	2.36 2.33	5.41 5.36	46.77 46.10	1:38.60 (50./3.) 1:36.86 (51./4.)	2.49 2.39	5.55 5.40	48.19 45.97	1:41.27 (59./4.) 1:37.58 (55./3.)	+46,030 +0,140	<b>3:18.85 (3.)</b> 97,762 Δ 3,690 (30.)
54.	659	PROKŠ Robert RRmotorsport	CZ 1968	BMW M3 S1+2000/2WD	2.42 2.47	5.51	49.20 51.56	1:40.00 (54./1.) 1:44.01 (67./2.)	2.39 2.37	5.42 5.39	48.50 49.75	1:39.32 (53./1.) 1:40.70 (61./2.)	+47,200 +1,170	<b>3:20.02 (1.)</b> 97,190 Δ 1,380 (9.)
55.	656	KLUKAN Radek RRmotorsport	CZ 1973	BMW M3 S1+2000/2WD	2.45 2.24	5.50 5.28	50.13 48.40	1:42.07 (62./2.) 1:39.43 (59./1.)	2.57 2.31	5.79 5.38	53.97 46.14	1:47.96 (71./2.) 1:35.37 (48./1.)	+50,510 +3,310	<b>3:23.33 (2.)</b> 95,608 Δ 12,590 (70.)
56.	400	STEJSKAL Bronislav Czech-Pro Racing Team	CZ 1977	Škoda Felicia Kit Car E1-1400	2.62 2.66	6.09 6.20	49.07 47.65	1:43.82 (65./5.) 1:41.33 (60./5.)	2.57 2.56	5.89 5.95	49.34 47.40	1:43.93 (69./5.) 1:40.55 (60./4.)	+51,660 +1,150	<b>3:24.48 (4.)</b> 95,070 Δ 3,380 (27.)
57.	770	MALEŇÁK Dušan Automotoklub Masarykův okruh	CZ 1977	Škoda 136 GL S1-1600	2.21	5.48	47.96	1:45.20 (67./4.) 1:41.87 (61./3.)	2.22 2.17	5.47 5.41	48.23 48.84	1:42.43 (63./4.) 1:42.86 (65./3.)	+52,470 +0,810	<b>3:25.29 (3.)</b> 94,695 Δ 0,430 (3.)
58.	755	MÁLEK Dan Málek-Motorsport	CZ 1976	Škoda Felicia S1-1600	2.43	5.88	48.75	1:43.49 (64./3.) 1:42.76 (64./4.)	2.55 2.40	6.01 5.80	48.46 52.19	1:41.10 (58./3.) 1:46.48 (68./4.)	+54,760 +2,290	<b>3:27.58 (4.)</b> 93,651 Δ 5,380 (45.)

Rank	№	Driver Entrant	Country Bird	Car Class	Qualification				RACE				Diff. Prev.	TIME Speed (km/h)
					20 m	100 m	m		Time	20m	100m	m		
59.	425	HEIER Ondřej Martin Chytil	CZ 1991	Škoda 130 L E1-1400	2.30 2.31	5.57 5.59	50.07 48.85	1:45.55 (68./6.) 1:43.85 (65./6.)	2.53 2.26	5.95 5.52	51.42 47.84	1:46.38 (70./6.) 1:41.59 (64./5.)	+55,150 +0,390	<b>3:27.97 (5.)</b> 93,475 Δ 4,790 (43.)
60.	303	TOMAN Martin MKT Motorsport	CZ 1971	Ford Fiesta E1-1600	2.58 2.66	5.86 6.05	51.53 58.81	1:47.76 (72./3.) - DNF -	3.00 2.64	6.53 6.03	53.78 50.70	1:52.24 (74./4.) 1:46.07 (67./4.)	+65,490 +10,340	<b>3:38.31 (4.)</b> 89,048 Δ 6,170 (51.)
61.	776	BARICA Ján jr. Rezmont Racing	CZ 1993	Daihatsu Charade S1-1600	2.54	6.17	51.83 54.04	1:50.17 (73./5.) 1:53.63 (71./5.)	2.68 2.45	6.34 5.97	52.13 50.72	1:50.78 (73./5.) 1:48.14 (70./5.)	+66,100 +0,610	<b>3:38.92 (5.)</b> 88,800 Δ 2,640 (20.)
	1	MLEJNEK Aleš Steelmet Team	CZ 1967	Formule Lotus E2/C+2000	1.75 1.90	4.03 4.26	37.17 39.76	1:19.57 (3./2.) 1:21.91 (7./2.)	2.17 1.83	4.74 4.10	40.09 37.37	1:22.33 (6./2.) - DNF - - DNF -		- DNF -
	420	LACKNER Ronald RL-Racing	AT 1990	Suzuki Swift Gti E1-1400	2.33 2.33	5.06 5.01	43.46 43.31	1:29.52 (23./1.) 1:30.49 (30./1.)	2.50 2.27	5.42 5.06	45.26	1:32.91 (34./1.) - DNF - - DNF -		- DNF -
	730	ŠABÍK Martin DECAM Motorsport	SK 1973	Ford Focus ST S1-2000	2.45	5.61	49.40 47.87	1:40.61 (58./5.) 1:38.30 (54./5.)	2.47	5.59	49.34	1:40.43 (55./5.) - DNS - - DNS -		- DNF -
	16	MADRIAN Ferdinand Racecompact.com	AT 1960	KTM W Bow E2/C+2000	1.90 1.89	4.28 4.39	42.09 42.16	1:28.57 (20./5.) 1:27.94 (22./5.)				- DNS - - DNS - - DNS -		- DNF -






1.	902	KRÁL Ivo Autoset Nížborn	CZ 2011	VW Golf HA1-2000	2.32	5.13	45.47 43.77	1:32.89 (32./2.) 1:30.28 (29./1.)	2.24 2.29	5.08 5.14	43.29 44.69	1:30.02 (27./1.) 1:32.96 (39./1.)		<b>3:02.98 (1.)</b> 106,241 Δ 2,940 (23.)
2.	868	MATĚJKA Miroslav Mmotorsport	CZ 1971	Lancia Delta HF Integrale HA1+2000	2.58	5.42	47.77 46.02	1:36.22 (41./3.) 1:34.73 (47./2.)	2.57 2.46	5.42 5.26	45.92 46.59	1:34.24 (39./2.) 1:37.26 (54./1.)	+8,520 +8,520	<b>3:11.50 (1.)</b> 101,514 Δ 3,020 (24.)
3.	850	JELÍNEK Libor Auto Jelínek	CZ 1949	BMW 3.5 CSL HA1+2000	2.14	5.07	45.50 45.59	1:34.74 (37./1.) 1:32.85 (37./1.)	2.10 2.14	4.99 5.00	46.04 47.09	1:34.22 (38./1.) 1:38.75 (57./2.)	+9,990 +1,470	<b>3:12.97 (2.)</b> 100,741 Δ 4,530 (39.)
4.	800	RÝZEK Milan Steelmet Team	SK 1985	Van Diemen HA2	2.12 2.03	5.02 4.96	45.49 46.77	1:38.79 (51./1.) 1:38.92 (56./1.)	2.26 2.07	5.18 5.01	48.39 44.13	1:42.68 (64./1.) 1:34.11 (43./1.)	+13,810 +3,820	<b>3:16.79 (1.)</b> 98,786 Δ 8,570 (63.)
5.	875	DĚDEK David 2D&S Motorsport	CZ 1974	Alfa Romeo 75 V6 3.0 HA1+2000	2.30	5.40	46.40 47.19	1:36.04 (40./2.) 1:38.99 (57./3.)	2.41 2.29	5.56 5.43	46.81 48.32	1:37.38 (48./3.) 1:40.05 (59./3.)	+14,450 +0,640	<b>3:17.43 (3.)</b> 98,465 Δ 2,670 (21.)
6.	924	STANIAK Marcin Autoelektronika Balicka Motorsport	PL 1978	BMW E30 318iS HA1-2000	2.25	5.18	45.66 46.02	1:34.42 (35./3.) 1:37.01 (52./3.)	2.21 2.33	5.09 5.34	46.99 48.48	1:37.63 (49./2.) 1:40.86 (63./3.)	+15,510 +1,060	<b>3:18.49 (2.)</b> 97,939 Δ 3,230 (26.)
7.	999	PLEVA Leopold AMK Vrbno pod Pradědem	CZ 1947	Škoda 100 HA1-1300	2.43	5.70	49.06 48.82	1:43.08 (63./1.) 1:42.32 (63./1.)	2.42 2.40	5.72 5.72	49.15 50.22	1:43.50 (68./1.) 1:45.76 (66./1.)	+26,280 +10,770	<b>3:29.26 (1.)</b> 92,899 Δ 2,260 (15.)
8.	901	PERDOCH Stanislav Bruntál	CZ 1952	Honda CRX 1500 HA1-2000	2.58	6.05	50.99 49.73	1:45.61 (69./5.) 1:43.90 (66./4.)	2.54 2.54	5.82 5.89	48.76 51.27	1:42.92 (66./3.) 1:47.93 (69./4.)	+27,870 +1,590	<b>3:30.85 (3.)</b> 92,198 Δ 5,010 (44.)
9.	904	RAŠKA Stanislav Raška Racing Team	CZ 1969	VW Golf GTi HA1-2000	2.66 2.52	5.97	51.37 51.86	1:47.07 (71./6.) 1:47.26 (69./5.)	2.48 2.51	5.86 5.85	51.29 53.58	1:48.31 (72./4.) 1:50.59 (71./5.)	+35,920 +8,050	<b>3:38.90 (4.)</b> 88,808 Δ 2,280 (16.)
10.	990	MARČÁK Pavel HM motorsport	CZ 1982	Fiat 126 HA1-1300	2.94	7.51	1:05.14 1:04.92	2:20.81 (75./3.) 2:20.13 (72./3.)	2.94 2.96	7.45 7.51	1:05.08 1:05.41	2:21.51 (75./2.) 2:21.51 (73./2.)	+100,040 +64,120	<b>4:43.02 (2.)</b> 68,688 Δ 0,000 (1.)
11.	801	OSLADIL Jan jr. Autosport Osladil	CZ 1968	MTX 2-03 Spider B6 HA2				- DNS - - DNS -	3.96 2.61	8.57 5.91	1:06.70 53.64	3:08.59 (76./2.) 1:50.88 (72./2.)	+116,490 +16,450	<b>4:59.47 (2.)</b> 64,915 Δ 77,710 (72.)
	979	KLEVETA Pavel Kovo klasik	CZ 1957	Renault 8 Gordini HA1-1300	2.38	5.96	52.36 51.47	1:51.23 (74./2.) 1:49.98 (70./2.)	2.34	6.07		- DNF - - DNS - - DNS -		- DNF -
	920	SIEDLACZEK Adam Rydułtowy	PL 1977	VW Golf GTI HA1-2000	2.73	6.11	48.48 48.43	1:40.85 (59./4.) - DNF -				- DNS - - DNS - - DNS -		- DNF -
	809	PARČ Milan Milan Parč	CZ 1942	MTX 1-01 HA2	2.20 2.12	5.56 5.26	50.85	1:47.01 (70./2.) - DNF -				- DNS - - DNS - - DNS -		- DNF -
	929	TOMEČEK Lukáš DKP Racing	CZ 1985	VW Golf I HA1-2000	2.23	5.20	43.28 44.19	1:29.60 (24./1.) 1:30.92 (32./2.)	2.21 2.41	6.62 5.47	47.35	- DNF - 1:36.36 (51./2.) - DNS -		- DNF -

Rank	№	Driver Entrant	Country Bird	Car Class	Qualification			RACE			Diff. Prev. Speed (km/h)	TIME Speed (km/h)
					20 m	100 m	m	20m	100m	m		

Competition / Weather Information									
Qualification					RACE				
	Time	Weather	Temp. (°C)			Time	Weather	Temp. (°C)	
			Air	Road				Air	Road
1st Round	08:39 - 10:19	Cloudy	23	18	1st Round	13:17 - 14:35	Rain	26	21
2nd Round	10:55 - 12:28	Cloudy	25	20	2nd Round	15:02 - 16:25	Semicloudy	26	22
					3rd Round	-			

Statistics										
		Time			Speed (km/h)			Competitors / Nations		
		Min	Max	Avg.	Max	Min	Avg.	in start list	started	with results
Qualification	1st Round	1:18.220	2:20.810	1:35.141	124,265	69,029	102,164	83/4	78/4	75/4
	2nd Round	1:17.470	2:20.130	1:33.231	125,468	69,364	104,257	83/4	76/4	72/4
RACE	1st Round	1:18.770	3:08.590	1:35.847	123,397	51,540	101,411	83/4	78/4	76/4
	2nd Round	1:12.310	2:21.510	1:32.134	134,421	68,688	105,499	83/4	75/4	73/4
	3rd Round							83/4	0/4	0/0

Race Director	Sport Marshal IHA	Main Timekeeper
		
BARTL Miroslav (CZE)	KADLEC Jaroslav (CZE)	ŠABÍK Ľuboš (SVK)


# LIQUI MOLY BERG CUP 2011

## LIQUI MOLY BERG CUP 2010



III. Hill Climb Days, 6.8.2011

Šternberk, 5. - 7. 8. 2011



Jury / Competition Management		Hill Data	
Chief of Competition	BARTL Miroslav (CZE)	Start Altitude	m
Race Director	BARTL Miroslav (CZE)	Finish Altitude	m
Vice chairman	BARTLOVÁ Radka (CZE)	Vertical Drop	m
Sport Marshal IHA	KADLEC Jaroslav (CZE)	Course Length	2700 m
Technical Marshal IHA	DANĚK Pavel (CZE)	Min course Width	6 m
		Count of right-hand bend	
		Count of left-hand bend	
		Hill Record	2009, Petr VÍTEK Osella PA 20S: 2:07.33



Rank	№	Driver Entrant	Country Bird	Car Class	Qualification				RACE				Diff. Prev.	TIME Speed (km/h)
					20 m	100 m	m	Time	20m	100m	m	Time		



### CLASS S1-1600

1.	789	ZIMÁK Martin Steelmet Team	CZ 1989	Citroen Saxo VTS S1-1600	2.43	5.45	44.88 44.44	1:33.95 (34./1.) 1:33.31 (40./1.)	2.41 2.39	5.44 5.24	44.53 45.56	1:32.71 (33./1.) 1:36.50 (52./1.)		<b>3:09.21 (39.)</b> 102,743
2.	777	ÁZSÓTH Ladislav DECAM Motorsport	CZ 1959	Citroen Saxo VTS S1-1600	2.33	5.54	46.87 46.09	1:37.49 (45./2.) 1:36.20 (49./2.)	2.33 2.32	5.47 5.51	46.32 47.27	1:36.66 (44./2.) 1:38.89 (58./2.)	+6,340 +6,340	<b>3:15.55 (48.)</b> 99,412
3.	770	MALEŇÁK Dušan Automotoklub Masarykův okruh 1977	CZ 1977	Škoda 136 GL S1-1600	2.21	5.48	50.13 47.96	1:45.20 (67./4.) 1:41.87 (61./3.)	2.22 2.17	5.47 5.41	48.23 48.84	1:42.43 (63./4.) 1:42.86 (65./3.)	+16,080 +9,740	<b>3:25.29 (57.)</b> 94,695
4.	755	MÁLEK Dan Málek-Motorsport	CZ 1976	Škoda Felicia S1-1600	2.43	5.88	49.62 48.75	1:43.49 (64./3.) 1:42.76 (64./4.)	2.55 2.40	6.01 5.80	48.46 52.19	1:41.10 (58./3.) 1:46.48 (68./4.)	+18,370 +2,290	<b>3:27.58 (58.)</b> 93,651
5.	776	BARICA Ján jr. Rezmont Racing	CZ 1993	Daihatsu Charade S1-1600	2.54	6.17	51.83 54.04	1:50.17 (73./5.) 1:53.63 (71./5.)	2.68 2.45	6.34 5.97	52.13 50.72	1:50.78 (73./5.) 1:48.14 (70./5.)	+29,710 +11,340	<b>3:38.92 (61.)</b> 88,800

### CLASS S1-2000

Rank	№	Driver Entrant	Country Bird	Car Class	Qualification				RACE				Diff. Prev.	TIME Speed (km/h)		
					20 m	100 m	m		Time	20m	100m	m			Time	
1.	703	<b>SLOVÁČEK Michal</b> Slomak Sport	CZ 1968	Honda Civic Type R S1-2000	2.45	5.49	44.97	1:32.98 (33./2.)	44.32	1:31.28 (34./2.)	2.35	5.42	43.65	1:29.65 (25./1.)	1:34.11 (43./2.)	<b>3:03.76 (32.)</b> 105,790
2.	737	<b>LOUBAL Lubomír</b> Vetcars	CZ 1982	VW Golf IV TDi S1-2000	2.31	5.35	46.68	1:34.72 (36./3.)	44.29	1:31.03 (33./1.)	2.51	5.55	44.23	1:31.35 (29./2.)	1:33.60 (41./1.)	+1,190 <b>3:04.95 (35.)</b> 105,109
3.	747	<b>KROPÁČ Miroslav</b> Vetcars	CZ 1984	Nissan Sunny GTi S1-2000	2.34	5.39	44.40	1:31.95 (29./1.)	44.81	1:33.00 (38./3.)	2.36	5.59	44.08	1:31.59 (30./3.)	1:35.37 (48./3.)	+3,200 <b>3:06.96 (36.)</b> 103,979
4.	702	<b>KRETZ Michal</b> Kretz Motorsport	CZ 1980	Renault Clio Sport S1-2000	2.40	5.37	47.41	1:36.45 (42./4.)	45.63	1:33.99 (42./4.)	2.44	5.36	45.29	1:33.90 (36./4.)	1:40.80 (62./4.)	+10,940 <b>3:14.70 (45.)</b> 99,846
	730	<b>ŠABÍK Martin</b> DECAM Motorsport	SK 1973	Ford Focus ST S1-2000	2.45	5.61	49.40	1:40.61 (58./5.)	47.87	1:38.30 (54./5.)	2.47	5.59	49.34	1:40.43 (55./5.)	- DNS -	<b>- DNF -</b>

#### CLASS S1+2000/2WD

1.	659	<b>PROKŠ Robert</b> RRmotorsport	CZ 1968	BMW M3 S1+2000/2WD	2.42	5.51	49.20	1:40.00 (54./1.)	51.56	1:44.01 (67./2.)	2.39	5.42	48.50	1:39.32 (53./1.)	1:40.70 (61./2.)	<b>3:20.02 (54.)</b> 97,190
2.	656	<b>KLUKAN Radek</b> RRmotorsport	CZ 1973	BMW M3 S1+2000/2WD	2.45	5.50	50.13	1:42.07 (62./2.)	48.40	1:39.43 (59./1.)	2.57	5.79	53.97	1:47.96 (71./2.)	1:35.37 (48./1.)	+3,310 <b>3:23.33 (55.)</b> 95,608

#### CLASS S1+2000/4WD

1.	5	<b>ŠUBERT Drahoslav</b> Liqui Moly Komvet Racing	CZ 1972	Mitsubishi Lancer Evo IX S1+2000/4WD	2.39	5.21	42.63	1:25.28 (12./5.)	40.78	1:21.01 (4./1.)	1.73	4.12	39.31	1:19.55 (2./1.)	1:22.07 (11./1.)	<b>2:41.62 (5.)</b> 120,282
2.	648	<b>STEHLÍK Karel</b> KV Motorsport Team	CZ 1980	Mitsubishi Lancer Evo IX S1+2000/4WD	1.78	4.81	41.31	1:24.78 (11./4.)	40.62	1:22.64 (9./3.)	1.72	4.19	39.20	1:21.10 (5./2.)	1:23.54 (17./3.)	+3,020 <b>2:44.64 (6.)</b> 118,076
3.	608	<b>HAVLÍČEK Luboš</b> Šebrov	CZ 1978	Mitsubishi Lancer EVO 8 S1+2000/4WD	1.75	4.31	41.26	1:24.71 (10./3.)	40.15	1:21.84 (6./2.)	2.06	4.57	40.80	1:23.43 (7./3.)	1:22.97 (15./2.)	+4,780 <b>2:46.40 (9.)</b> 116,827
4.	603	<b>MINIBERGER Tomáš</b> Liqui Moly Komvet Racing	CZ 1970	Mitsubishi Lancer Evo VIII S1+2000/4WD	1.75	4.35	41.82	1:24.64 (9./2.)	41.57	1:25.29 (15./6.)	1.81	4.37	41.14	1:24.27 (9./4.)	1:26.11 (25./5.)	+8,760 <b>2:50.38 (15.)</b> 114,098
5.	601	<b>ČEPIČKA Vlastimil</b> SELM Motor Racing team	CZ 1962	Mitsubishi Lancer Evo X S1+2000/4WD	1.76	4.21	41.14	1:24.49 (8./1.)	40.67	1:24.46 (12./4.)	1.86	4.33	41.55	1:25.31 (11./5.)	1:25.80 (22./4.)	+9,490 <b>2:51.11 (18.)</b> 113,611
6.	606	<b>HANUŠ Vladimír</b> VHWRC Autoservis Hanuš	SK 1976	Mitsubishi Lancer Evo X S1+2000/4WD	1.92	4.33	41.98	1:26.80 (17./6.)	41.01	1:25.21 (14./5.)	1.72	4.29	41.64	1:26.45 (15./6.)	1:29.18 (31./6.)	+14,010 <b>2:55.63 (23.)</b> 110,687
7.	607	<b>BARICA Ján</b> Rezmont Racing	CZ 1965	Subaru Impreza STi S1+2000/4WD	2.03	4.66	43.58	1:28.80 (21./7.)	42.58	1:27.64 (21./7.)	2.02	4.63	42.72	1:27.95 (23./7.)	1:29.77 (32./7.)	+16,100 <b>2:57.72 (25.)</b> 109,386
8.	622	<b>FILLOVÁ Katarína</b> Silárd Racing Team	SK 1984	Mitsubishi Lancer Evo VIII S1+2000/4WD	1.77	4.78	43.56	1:30.66 (25./8.)	44.02	1:31.53 (35./8.)	1.78	4.48	43.81	1:31.18 (28./8.)	1:29.95 (34./8.)	+19,510 <b>3:01.13 (29.)</b> 107,326

#### CLASS NA-2000

1.	555	<b>PILAŘ Rostislav</b> Steelmet Team	CZ 1960	Ford Escort RS 2000 NA-2000	2.38	5.32	48.46	1:40.33 (56./1.)	45.05	1:34.59 (45./1.)	2.48	5.60	50.19	1:42.74 (65./1.)	1:33.36 (40./1.)	<b>3:16.10 (49.)</b> 99,133
----	-----	---	------------	--------------------------------	------	------	-------	------------------	-------	------------------	------	------	-------	------------------	------------------	--------------------------------

#### CLASS NA+2000

1.	501	<b>JERMAN Martin</b> Evolution Racing Prague	CZ 1980	Mitsubishi Lancer EVO IX NA+2000	1.75	4.25	40.17	1:23.36 (5./1.)	39.50	1:20.78 (3./1.)	1.92	4.40	42.28	1:25.96 (14./1.)	1:22.54 (13./1.)	<b>2:48.50 (11.)</b> 115,371
2.	502	<b>SAJLEROVÁ Gabriela</b> Evolution Racing Prague	CZ 1980	Mitsubishi Lancer EVO IX NA+2000	2.17	4.82	45.67	1:32.75 (31./3.)	41.01	1:25.69 (17./3.)	2.10	4.74	42.47	1:26.83 (17./2.)	1:22.59 (14./2.)	+0,920 <b>2:49.42 (14.)</b> 114,744
3.	551	<b>BENEŠ Oskar</b> Ennoble Racing Klub v AČR	CZ 1960	Mitsubishi Lancer EVO IX NA+2000	1.78	4.25	41.10	1:23.53 (6./2.)	39.77	1:21.72 (5./2.)	1.90	4.38	42.63	1:27.43 (20./3.)	1:23.32 (16./3.)	+2,250 <b>2:50.75 (16.)</b> 113,851

#### CLASS E1-1400

1.	412	<b>ŠRAHŮLEK Petr</b> JP Motorsport	CZ 1973	Škoda 130 RS Evo I E1-1400	2.11	4.95	48.35	1:40.24 (55./4.)	45.57	1:34.65 (46./3.)	2.19	5.07	46.44	1:38.84 (52./2.)	1:32.72 (37./1.)	<b>3:11.56 (40.)</b> 101,483
2.	441	<b>BORYCKI Damian</b> Euromal Racing Team	PL 1977	Suzuki Swift Ninja E1-1400	2.72	5.61	47.64	1:38.47 (48./2.)	46.02	1:34.35 (43./2.)	2.55	5.49	48.93	1:40.92 (57./3.)	1:34.56 (46./2.)	+3,920 <b>3:15.48 (47.)</b> 99,448
3.	430	<b>PLEVA Martin</b> AMK Vrbo pod Pradědem	CZ 1979	Škoda Felicia E1-1400	2.36	5.41	46.77	1:38.60 (50./3.)	46.10	1:36.86 (51./4.)	2.49	5.55	48.19	1:41.27 (59./4.)	1:37.58 (55./3.)	+7,290 <b>3:18.85 (53.)</b> 97,762
4.	400	<b>STEJSKAL Bronislav</b> Czech-Pro Racing Team	CZ 1977	Škoda Felicia Kit Car E1-1400	2.62	6.09	49.07	1:43.82 (65./5.)	47.65	1:41.33 (60./5.)	2.57	5.89	49.34	1:43.93 (69./5.)	1:40.55 (60./4.)	+12,920 <b>3:24.48 (56.)</b> 95,070
5.	425	<b>HEIER Ondřej</b> Martin Chytil	CZ 1991	Škoda 130 L E1-1400	2.30	5.57	50.07	1:45.55 (68./6.)	48.85	1:43.85 (65./6.)	2.53	5.95	51.42	1:46.38 (70./6.)	1:41.59 (64./5.)	+16,410 <b>3:27.97 (59.)</b> 93,475

Rank	№	Driver Entrant	Country Bird	Car Class	Qualification				RACE				Diff. Prev.	TIME Speed (km/h)
					20 m	100 m	m		Time	20m	100m	m		
	420	<b>LACKNER Ronald</b> RL-Racing	AT 1990	Suzuki Swift Gti E1-1400	2.33 2.33	5.06 5.01	43.46 43.31	1:29.52 (23./1.) 1:30.49 (30./1.)	2.50 2.27	5.42 5.06	45.26	1:32.91 (34./1.) - DNF - - DNS -		- DNF -
<b>CLASS E1-1600</b>														
1.	317	<b>STANĚK Vojtěch</b> Liqui Moly Komvet Racing	CZ 1974	Peugeot 106 Maxi E1-1600	2.34 2.34	5.15 5.12	52.46 43.03	1:39.53 (53./2.) 1:29.05 (25./1.)	2.71 2.19	5.88 4.90	46.08 42.04	1:33.95 (37./1.) 1:27.73 (28./1.)		<b>3:01.68 (30.)</b> 107,001
2.	381	<b>MACEK Vojtěch</b> Motokáry Bruntál	CZ 1946	Škoda 1500 R Coupe E1-1600	2.12 2.21	5.15 5.25	45.19 44.45	1:35.85 (39./1.) 1:33.54 (41./2.)	2.36 2.13	5.50 5.13	46.21 44.18	1:38.58 (51./2.) 1:33.89 (42./2.)	+10,790 +10,790	<b>3:12.47 (43.)</b> 101,003
3.	350	<b>SEIDL Rostislav</b> Mladonov	CZ 1983	Toyota Corola 1600 GTI E1-1600				- DNS - 1:42.14 (62./3.)	2.31 2.29	5.54 5.52	47.44 45.82	1:40.14 (54./3.) 1:38.57 (56./3.)	+17,030 +6,240	<b>3:18.71 (52.)</b> 97,831
4.	303	<b>TOMAN Martin</b> MKT Motorsport	CZ 1971	Ford Fiesta E1-1600	2.58 2.66	5.86 6.05	51.53 58.81	1:47.76 (72./3.) - DNF -	3.00 2.64	6.53 6.03	53.78 50.70	1:52.24 (74./4.) 1:46.07 (67./4.)	+36,630 +19,600	<b>3:38.31 (60.)</b> 89,048
<b>CLASS E1-2000</b>														
1.	229	<b>BOHÁČ Milan</b> Renault Chrudim Boháč Milan	CZ 1957	Renault Clio Sport E1-2000	2.26 2.36	4.90 5.07	42.98 43.41	1:29.30 (22./1.) 1:30.17 (28./2.)	2.70 2.28	5.63 4.84	44.73 39.76	1:33.08 (35./2.) 1:23.71 (18./1.)		<b>2:56.79 (24.)</b> 109,961
2.	202	<b>BEK Tomáš</b> Steelmet Team	CZ 1968	Renault Clio Sport E1-2000	2.29 2.31	5.01 4.99	45.48 42.53	1:32.73 (30./2.) 1:27.38 (19./1.)	2.47 2.34	5.67 4.97	45.41 41.78	1:32.09 (32./1.) 1:26.03 (24./2.)	+1,330 +1,330	<b>2:58.12 (26.)</b> 109,140
3.	200	<b>FIBICH Václav</b> Fibich přeprava osob	CZ 1983	Opel Corsa B E1-2000	2.23 2.18	5.00 4.91	46.86 43.89	1:37.19 (44./3.) 1:30.55 (31./3.)	2.43 2.22	5.27 4.91	46.44 43.13	1:35.11 (41./3.) 1:28.91 (30./3.)	+7,230 +5,900	<b>3:04.02 (33.)</b> 105,641
4.	241	<b>BITTNER Alan</b> Bittcar motorsport	CZ 1970	Nissan Sunny 2.0 GTI E1-2000	2.44 2.28	5.41 5.13	52.23 44.87	1:44.48 (66./6.) - DNS -	2.58 2.28	5.87 5.13	47.00 44.87	1:36.53 (43./4.) 1:32.40 (36./4.)	+12,140 +4,910	<b>3:08.93 (38.)</b> 102,895
5.	215	<b>PALAJ Tomáš</b> Kroměříž	CZ 1988	VW GOLF II TDI E1-2000	2.13 2.02	5.02 4.90	47.70 46.13	1:39.32 (52./5.) 1:35.35 (48./4.)	2.11 2.10	5.01 4.99	47.37 45.75	1:37.28 (47./5.) 1:34.92 (47./5.)	+15,410 +3,270	<b>3:12.20 (42.)</b> 101,145
6.	280	<b>SCHWAN Roman</b> Valenta Roman	CZ 1968	Renault Clio Williams E1-2000	2.33 2.42	5.69 5.98	48.93 47.61	1:38.49 (49./4.) 1:36.22 (50./5.)	2.61 2.32	5.91 6.03	50.51 47.28	1:41.59 (60./6.) 1:35.38 (50./6.)	+20,180 +4,770	<b>3:16.97 (50.)</b> 98,695
<b>CLASS E1+2000/2WD</b>														
1.	9	<b>ULMAN Pavel</b> Z.R.T. Motorsport Ulman	CZ 1968	BMW M3 E36 E1+2000/2WD	2.08 2.14	4.66 4.69	42.45 40.53	1:26.59 (14./1.) 1:23.58 (11./1.)	2.63 2.09	5.44 4.50	43.63 39.04	1:27.80 (22./1.) 1:20.97 (9./1.)		<b>2:48.77 (12.)</b> 115,186
2.	198	<b>SEDLÁČEK Jiří</b> Sedláček Motorsport	CZ 1968	BMW M3 E1+2000/2WD	2.60 2.26	5.27 4.87	44.15 49.78	1:31.16 (26./2.) - DNF -	2.64 2.04	5.63 4.43	45.11 39.08	1:29.63 (24./2.) 1:21.25 (10./2.)	+2,110 +2,110	<b>2:50.88 (17.)</b> 113,764
3.	173	<b>KOTEK Pavel</b> DKP Racing	CZ 1973	BMW M3 E1+2000/2WD	2.49 2.53	5.51 5.84	55.49 51.46	- DNF - 1:46.17 (68./3.)	2.62 2.23	5.65 5.05	47.30 44.74	1:37.08 (46./3.) 1:31.67 (35./3.)	+19,980 +17,870	<b>3:08.75 (37.)</b> 102,993
4.	193	<b>ELIÁŠ Jan</b> Pfeifermotorsport	CZ 1989	Seat Leon E1+2000/2WD	2.69 2.78	6.04 5.85	48.94 49.16	1:40.48 (57./3.) 1:39.34 (58./2.)	3.03 2.57	6.73 5.70	50.24 45.50	1:43.29 (67./4.) 1:34.45 (45./4.)	+28,970 +8,990	<b>3:17.74 (51.)</b> 98,311
<b>CLASS E1+2000/4WD</b>														
1.	4	<b>ZEMAN Martin</b> Liqui Moly Komvet Racing	CZ 1974	Mitsubishi Lancer EVO VI E1+2000/4WD	1.82 2.29	4.04 4.97	41.08 42.24	1:24.34 (7./2.) 1:26.05 (18./2.)	2.04 1.74	4.41 3.87	39.41 37.11	1:20.55 (3./1.) 1:15.92 (3./1.)		<b>2:36.47 (3.)</b> 124,241
2.	3	<b>ŠPALEK Jiří</b> Liqui Moly Komvet Racing	CZ 1972	Mitsubishi Lancer WRC 05 E1+2000/4WD	1.77 1.80	3.95 4.01	39.06 40.39	1:22.30 (4./1.) 1:22.09 (8./1.)	2.07 1.75	4.54 3.86	42.37 37.13	1:23.61 (8./2.) 1:16.30 (4./2.)	+3,440 +3,440	<b>2:39.91 (4.)</b> 121,568
3.	111	<b>ČIKOR Radomír</b> Max Motorsport	SK 1971	Mitsubishi Lancer Evolution E1+2000/4WD	1.91 1.98	4.38 4.49	42.12 42.94	1:27.37 (19./3.) 1:27.60 (20./3.)	2.08 2.04	4.63 4.44	42.54 40.28	1:26.62 (16./3.) 1:22.39 (12./3.)	+12,540 +9,100	<b>2:49.01 (13.)</b> 115,023
4.	130	<b>KUBA Filip</b> UB Racing Team	CZ 1976	Subaru WRX STI E1+2000/4WD	2.31 2.09	4.88 4.63	45.21 43.14	1:31.33 (27./4.) 1:28.54 (24./5.)	1.98 1.92	4.49 4.42	43.25 40.79	1:27.66 (21./4.) 1:24.11 (20./5.)	+15,300 +2,760	<b>2:51.77 (20.)</b> 113,175
5.	117	<b>KORASZEWSKI Jacek</b> Koraszewski AutoSport	PL 1982	Audi TT quattro E1+2000/4WD	2.48 2.18	5.53 5.01	45.17 43.23	1:31.76 (28./5.) 1:30.03 (27./6.)	1.98 1.87	4.70 4.55	43.76 40.48	1:29.66 (26./5.) 1:24.01 (19./4.)	+17,200 +1,900	<b>2:53.67 (22.)</b> 111,936
6.	120	<b>DOSEĎL Dušan</b> DK Mont	CZ 1972	Subaru impreza WRX STI N14 E1+2000/4WD	2.31 2.13	5.16 5.06	47.46 45.82	1:37.93 (47./6.) 1:34.51 (44./7.)	1.94 2.06	4.48 4.69	44.15 43.44	1:31.95 (31./6.) 1:28.87 (29./7.)	+24,350 +7,150	<b>3:00.82 (28.)</b> 107,510
7.	112	<b>CICHÁ Veronika</b> KV Motosport	CZ 1987	Mitsubishi Lancer EVO IV E1+2000/4WD	1.87 1.82	4.65 4.44	47.10 42.74	1:41.44 (61./7.) 1:28.27 (23./4.)	2.17 1.74	5.18 4.28	47.26 42.11	1:36.94 (45./7.) 1:27.64 (27./6.)	+28,110 +3,760	<b>3:04.58 (34.)</b> 105,320
<b>CLASS E2SH</b>														
1.	6	<b>RYBNÍČEK Marek</b> Liqui Moly Komvet Racing	CZ 1980	Mitsubishi Eclipse Evo 650 E2SH	1.82 1.93	3.99 4.20	38.75 39.49	1:19.16 (2./1.) 1:19.60 (2./1.)	2.04 1.66	4.38 3.74	39.37 36.28	1:18.77 (1./1.) 1:14.05 (2./1.)		<b>2:32.82 (1.)</b> 127,208
<b>CLASS E2/C-1600</b>														



Rank	№	Driver Entrant	Country Bird	Car Class	Qualification				RACE				Diff. Prev.	TIME Speed (km/h)
					20 m	100 m	m		Time	20m	100m	m		
1.	45	<b>PIEKARZ Antonín</b> DKP Racing	CZ 1957	Jema 630 GT E2/C-1600	1.97		40.20	- DNF - - DNS -	1.99 2.03	4.53 4.59	40.63 41.83	1:26.84 (18./1.) 1:25.82 (23./1.)	- DNS -	<b>2:52.66 (21.)</b> 112,591
2.	49	<b>RYŠ Aleš</b> Haviřov	CZ 1962	Jema 630 GT E2/C-1600				- DNS - - DNS -	2.59 2.14	5.66 4.78	46.19 41.25	1:35.42 (42./2.) 1:27.33 (26./2.)	+10,090 +10,090	<b>3:02.75 (31.)</b> 106,375
3.	46	<b>STEĆ Irena</b> Polonia Racing Team	PL 1983	Intech Suzuki GSXR 1000 E2/C-1600	1.87 1.89	4.34 4.34	45.52 43.51	1:35.05 (38./1.) 1:31.64 (36./1.)	2.21 1.89	4.89 4.29	48.37 42.39	1:41.78 (62./4.) 1:29.78 (33./3.)	+18,900 +8,810	<b>3:11.56 (41.)</b> 101,483
4.	40	<b>OSLADIL Jan</b> Autosport Osladil	CZ 1944	Delta II E2/C-1600	2.08 2.04	4.95 4.90	46.20 46.99	1:37.78 (46./2.) 1:38.75 (55./2.)	2.27 2.05	5.19 4.93	48.80 43.42	1:41.63 (61./3.) 1:32.80 (38./4.)	+21,770 +2,870	<b>3:14.43 (44.)</b> 99,985

#### CLASS E2/C-2000

1.	21	<b>TRNKA Jakub</b> Kovosteel Novitech Sudoměřice	CZ 1982	Norma M20F E2/C-2000	1.94 2.41	4.19 4.67	42.28 40.53	1:26.88 (18./2.) 1:23.49 (10./1.)	2.09 1.80	4.80 3.97	41.90 38.24	1:25.53 (12./1.) 1:19.92 (7./2.)	- DNS -	<b>2:45.45 (8.)</b> 117,498
2.	7	<b>NOVICKÝ Michal</b> Kovosteel Novitech Sudoměřice	CZ 1977	Reynard 032 F3 E2/C-2000	1.78	4.10		- DNF - - DNS -	2.19 1.77	4.76 4.08	41.86 37.91	1:27.25 (19./3.) 1:19.39 (6./1.)	+1,190 +1,190	<b>2:46.64 (10.)</b> 116,659
3.	28	<b>STEĆ Robert</b> Polonia Racing Team	PL 1973	Intech Suzuki GSX R 1000 E2/C-2000	1.89 1.91	4.33 4.52	41.33 43.78	1:26.27 (13./1.) 1:33.05 (39./2.)	1.88 1.88	4.38 4.35	40.67 39.78	1:25.92 (13./2.) 1:25.25 (21./3.)	+5,720 +4,530	<b>2:51.17 (19.)</b> 113,571

#### CLASS E2/C+2000

1.	2	<b>KOMÁREK David</b> Liqui Moly Komvet Racing	CZ 1975	Norma M20F E2/C+2000	1.70 1.80	3.81 3.96	37.84 38.79	1:18.22 (1./1.) 1:17.47 (1./1.)	2.19 1.74	4.80 3.86	40.37 35.21	1:20.66 (4./1.) 1:12.31 (1./1.)	- DNS -	<b>2:32.97 (2.)</b> 127,084
2.	19	<b>BUCHEGGER Siegfried</b> Racecompact.com	AT 1982	KTM X Bow E2/C+2000	1.98 2.02	4.40 4.52	41.36 41.33	1:26.66 (15./3.) 1:25.37 (16./4.)	2.03 1.79	4.70 4.19	40.78 38.54	1:24.56 (10./3.) 1:20.73 (8./3.)	+12,320 +12,320	<b>2:45.29 (7.)</b> 117,611
3.	10	<b>ZMEŠKAL Miloš</b> Zmeškal Motorsport	CZ 1957	Reynard 97D F3000 E2/C+2000	1.81 1.85	3.93 4.00	41.10 40.50	1:26.71 (16./4.) 1:25.05 (13./3.)	2.41 1.71	4.85 3.72	48.40 37.36	1:40.53 (56./5.) 1:17.92 (5./2.)	+25,480 +13,160	<b>2:58.45 (27.)</b> 108,938
4.	17	<b>JAROSZEWICZ Joanna</b> Racecompact.com	PL 1983	KTM X Bow E2/C+2000	2.57 2.63	5.58	46.50 47.69	1:40.91 (60./6.) 1:38.15 (53./6.)	2.33 2.23	5.11 4.85	47.80 46.47	1:37.64 (50./4.) 1:37.25 (53./4.)	+41,920 +16,440	<b>3:14.89 (46.)</b> 99,749
1		<b>MLEJNEK Aleš</b> Steelmet Team	CZ 1967	Formule Lotus E2/C+2000	1.75 1.90	4.03 4.26	37.17 39.76	1:19.57 (3./2.) 1:21.91 (7./2.)	2.17 1.83	4.74 4.10	40.09 37.37	1:22.33 (6./2.) - DNF - - DNS -	- DNF -	- DNF -
16		<b>MADRIAN Ferdinand</b> Racecompact.com	AT 1960	KTM W Bow E2/C+2000	1.90 1.89	4.28 4.39	42.09 42.16	1:28.57 (20./5.) 1:27.94 (22./5.)				- DNS - - DNS - - DNS -	- DNF -	- DNF -



#### CLASS HA1-1300

1.	999	<b>PLEVA Leopold</b> AMK Vrbo pod Pradědem	CZ 1947	Škoda 100 HA1-1300	2.43	5.70	49.06 48.82	1:43.08 (63./1.) 1:42.32 (63./1.)	2.42 2.40	5.72 5.72	49.15 50.22	1:43.50 (68./1.) 1:45.76 (66./1.)	- DNS -	<b>3:29.26 (7.)</b> 92,899
2.	990	<b>MARČÁK Pavel</b> HM motorsport	CZ 1982	Fiat 126 HA1-1300	2.94	7.51	1:05.14 1:04.92	2:20.81 (75./3.) 2:20.13 (72./3.)	2.94 2.96	7.45 7.51	1:05.08 1:05.41	2:21.51 (75./2.) 2:21.51 (73./2.)	+73,760 +73,760	<b>4:43.02 (10.)</b> 68,688
979		<b>KLEVETA Pavel</b> Kovo klasik	CZ 1957	Renault 8 Gordini HA1-1300	2.38	5.96	52.36 51.47	1:51.23 (74./2.) 1:49.98 (70./2.)	2.34	6.07		- DNF - - DNS - - DNS -	- DNF -	- DNF -

#### CLASS HA1-2000

1.	902	<b>KRÁL Ivo</b> Autoset Nižbom	CZ 2011	VW Golf HA1-2000	2.32	5.13	45.47 43.77	1:32.89 (32./2.) 1:30.28 (29./1.)	2.24 2.29	5.08 5.14	43.29 44.69	1:30.02 (27./1.) 1:32.96 (39./1.)	- DNS -	<b>3:02.98 (1.)</b> 106,241
2.	924	<b>STANIAK Marcin</b> Autoelektronika Balicka Motorsport	PL 1978	BMW E30 318iS HA1-2000	2.25	5.18	45.66 46.02	1:34.42 (35./3.) 1:37.01 (52./3.)	2.21 2.33	5.09 5.34	46.99 48.48	1:37.63 (49./2.) 1:40.86 (63./3.)	+15,510 +15,510	<b>3:18.49 (6.)</b> 97,939
3.	901	<b>PERDOCH Stanislav</b> Bruntál	CZ 1952	Honda CRX 1500 HA1-2000	2.58	6.05	50.99 49.73	1:45.61 (69./5.) 1:43.90 (66./4.)	2.54 2.54	5.82 5.89	48.76 51.27	1:42.92 (66./3.) 1:47.93 (69./4.)	+27,870 +12,360	<b>3:30.85 (8.)</b> 92,198
4.	904	<b>RAŠKA Stanislav</b> Raška Racing Team	CZ 1969	VW Golf GTI HA1-2000	2.66 2.52	5.37 5.97	51.37 51.86	1:47.07 (71./6.) 1:47.26 (69./5.)	2.48 2.51	5.86 5.85	51.29 53.58	1:48.31 (72./4.) 1:50.59 (71./5.)	+35,920 +8,050	<b>3:38.90 (9.)</b> 88,808
920		<b>SIEDLACZEK Adam</b> Rydułtowy	PL 1977	VW Golf GTI HA1-2000	2.73	6.11	48.48 48.43	1:40.85 (59./4.) - DNF -				- DNS - - DNS - - DNS -	- DNF -	- DNF -
929		<b>TOMEČEK Lukáš</b> DKP Racing	CZ 1985	VW Golf I HA1-2000	2.23	5.20	43.28 44.19	1:29.60 (24./1.) 1:30.92 (32./2.)	2.21 2.41	6.62 5.47		- DNF - - DNF - - DNS -	- DNF -	- DNF -

#### CLASS HA1+2000

Rank	№	Driver Entrant	Country Bird	Car Class	Qualification				RACE				Diff. Prev.	TIME Speed (km/h)
					20 m	100 m	m		Time	20m	100m	m		
1.	868	<b>MATĚJKA Miroslav</b> Mmotorsport	CZ 1971	Lancia Delta HF Integrale HA1+2000	2.58	5.42	47.77 46.02	1:36.22 (41./3.) 1:34.73 (47./2.)	2.57 2.46	5.42 5.26	45.92 46.59	1:34.24 (39./2.) 1:37.26 (54./1.)	<del>-DNS-</del>	<b>3:11.50 (2.)</b> 101,514
2.	850	<b>JELÍNEK Libor</b> Auto Jelínek	CZ 1949	BMW 3.5 CSL HA1+2000	2.14	5.07	45.50 45.59	1:34.74 (37./1.) 1:32.85 (37./1.)	2.10 2.14	4.99 5.00	46.04 47.09	1:34.22 (38./1.) 1:38.75 (57./2.)	<del>-DNS-</del>	+1,470 +1,470 <b>3:12.97 (3.)</b> 100,741
3.	875	<b>DĚDEK David</b> 2D&S Motorsport	CZ 1974	Alfa Romeo 75 V6 3.0 HA1+2000	2.30	5.40	46.40 47.19	1:36.04 (40./2.) 1:38.99 (57./3.)	2.41 2.29	5.56 5.43	46.81 48.32	1:37.38 (48./3.) 1:40.05 (59./3.)	<del>-DNS-</del>	+5,930 +4,460 <b>3:17.43 (5.)</b> 98,465

#### CLASS HA2



1.	800	<b>RÝZEK Milan</b> Steelmet Team	SK 1985	Van Diemen HA2	2.12 2.03	5.02 4.96	45.49 46.77	1:38.79 (51./1.) 1:38.92 (56./1.)	2.26 2.07	5.18 5.01	48.39 44.13	1:42.68 (64./1.) 1:34.11 (43./1.)	<del>-DNS-</del>	<b>3:16.79 (4.)</b> 98,786
2.	801	<b>OSLADIL Jan jr.</b> Autosport Osladil	CZ 1968	MTX 2-03 Spider B6 HA2				- DNS - - DNS -	3.96 2.61	8.57 5.91	1:06.70 53.64	3:08.59 (76./2.) 1:50.88 (72./2.)	<del>-DNS-</del>	+102,00 +102,00 <b>4:59.47 (11.)</b> 64,915
	809	<b>PARČ Milan</b> Milan Parč	CZ 1942	MTX 1-01 HA2	2.20 2.12	5.56 5.26	50.85	1:47.01 (70./2.) - DNF -				- DNS - - DNS - - DNS -	<del>-DNS-</del>	- DNF -

#### Competition / Weather Information

Qualification					RACE				
	Time	Weather	Temp. (°C)			Time	Weather	Temp. (°C)	
			Air	Road				Air	Road
1st Round	08:39 - 10:19	Cloudy	23	18	1st Round	13:17 - 14:35	Rain	26	21
2nd Round	10:55 - 12:28	Cloudy	25	20	2nd Round	15:02 - 16:25	Semicloudy	26	22
					3rd Round	-			

#### Statistics

		Time			Speed (km/h)			Competitors / Nations		
		Min	Max	Avg.	Max	Min	Avg.	in start list	started	with results
Qualification	1st Round	1:18.220	2:20.810	1:35.141	124,265	69,029	102,164	83/4	78/4	75/4
	2nd Round	1:17.470	2:20.130	1:33.231	125,468	69,364	104,257	83/4	76/4	72/4
RACE	1st Round	1:18.770	3:08.590	1:35.847	123,397	51,540	101,411	83/4	78/4	76/4
	2nd Round	1:12.310	2:21.510	1:32.134	134,421	68,688	105,499	83/4	75/4	73/4
	3rd Round							83/4	0/4	0/0


Race Director  BARTL Miroslav (CZE)	Sport Marshal IHA  KADLEC Jaroslav (CZE)	Main Timekeeper  ŠABÍK L'uboš (SVK)
---	---	--

# LIQUI MOLY BERG CUP 2011

## LIQUI MOLY BERG CUP 2010

III. Hill Climb Days, 6.8.2011

Šternberk, 5. - 7. 8. 2011



Jury / Competition Management		Hill Data	
Chief of Competition	BARTL Miroslav (CZE)	Start Altitude	m
Race Director	BARTL Miroslav (CZE)	Finish Altitude	m
Vice chairman	BARTLOVÁ Radka (CZE)	Vertical Drop	m
Sport Marshal IHA	KADLEC Jaroslav (CZE)	Course Length	2700 m
Technical Marshal IHA	DANĚK Pavel (CZE)	Min course Width	6 m
		Count of right-hand bend	
		Count of left-hand bend	
		Hill Record	2009, Petr VÍTEK Osella PA 20S: 2:07.33



Rank	No	Driver Entrant	Country Bird	Car Class	Qualification				RACE				Diff. Prev.	TIME Speed (km/h)
					20 m	100 m	m	Time	20m	100m	m	Time		

### Berg Cup Actual Cars

#### GROUP S1

1.	5	ŠUBERT Drahošlav Liqui Moly Komvet Racing	CZ 1972	Mitsubishi Lancer Evo IX S1+2000/4WD	2.39 2.44	42.63 5.21	1:25.28 (12./5.) 1:21.01 (4./1.)	1.73 1.85	4.12 4.27	39.31 40.78	1:19.55 (2./1.) 1:22.07 (11./1.)	-DNS-	2:41.62 (5.) 120,282
2.	648	STEHLÍK Karel KV Motorsport Team	CZ 1980	Mitsubishi Lancer Evo IX S1+2000/4WD	1.78 2.03	41.31 4.81	1:24.78 (11./4.) 1:22.64 (9./3.)	1.72 1.75	4.19 4.28	39.20 40.79	1:21.10 (5./2.) 1:23.54 (17./3.)	+3,020 -DNS-	2:44.64 (6.) 118,076
3.	608	HAVLÍČEK Luboš Šebrov	CZ 1978	Mitsubishi Lancer EVO 8 S1+2000/4WD	1.75 1.81	41.26 4.31	1:24.71 (10./3.) 1:21.84 (6./2.)	2.06 1.77	4.57 4.27	40.80 40.49	1:23.43 (7./3.) 1:22.97 (15./2.)	+4,780 -DNS-	2:46.40 (9.) 116,827
4.	603	MINIBERGER Tomáš Liqui Moly Komvet Racing	CZ 1970	Mitsubishi Lancer Evo VIII S1+2000/4WD	1.75 1.77	41.82 4.35	1:24.64 (9./2.) 1:25.29 (15./6.)	1.81 1.87	4.37 4.48	41.14 42.11	1:24.27 (9./4.) 1:26.11 (25./5.)	+8,760 -DNS-	2:50.38 (15.) 114,098
5.	601	ČEPIČKA Vlastimil SELM Motor Racing team	CZ 1962	Mitsubishi Lancer Evo X S1+2000/4WD	1.76 1.74	41.14 4.21	1:24.49 (8./1.) 1:24.46 (12./4.)	1.86 1.91	4.33 4.38	41.55 42.05	1:25.31 (11./5.) 1:25.80 (22./4.)	+9,490 -DNS-	2:51.11 (18.) 113,611
6.	606	HANUŠ Vladimír VHWRC Autoservis Hanuš	SK 1976	Mitsubishi Lancer Evo X S1+2000/4WD	1.92 1.83	41.98 4.33	1:26.80 (17./6.) 1:25.21 (14./5.)	1.72 1.85	4.29 4.42	41.64 43.76	1:26.45 (15./6.) 1:29.18 (31./6.)	+14,010 -DNS-	2:55.63 (23.) 110,687
7.	607	BARICA Ján Rezmont Racing	CZ 1965	Subaru Impreza STi S1+2000/4WD	2.03 2.01	43.58 4.66	1:28.80 (21./7.) 1:27.64 (21./7.)	2.02 2.06	4.63 4.76	42.72 43.93	1:27.95 (23./7.) 1:29.77 (32./7.)	+16,100 -DNS-	2:57.72 (25.) 109,386

Rank	№	Driver Entrant	Country Bird	Car Class	Qualification				RACE				Diff. Prev.	TIME Speed (km/h)
					20 m	100 m	m		Time	20m	100m	m		
8.	622	<b>FILLOVÁ Katarína</b> Silárd Racing Team	SK 1984	Mitsubishi Lancer Evo VIII S1+2000/4WD	1.77 1.98	43.56 4.78	1:30.66 (25./8.) 1:31.53 (35./8.)	1.78 1.86	4.48 4.59	43.81 43.35	1:31.18 (28./8.) 1:29.95 (34./8.)	+19,510 +3,410	<b>3:01.13 (29.)</b> 107,326	
9.	703	<b>SLOVÁČEK Michal</b> Slomak Sport	CZ 1968	Honda Civic Type R S1-2000	2.45	5.49	44.97 44.32	1:32.98 (33./2.) 1:31.28 (34./2.)	2.35 2.38	5.42 5.38	43.65 45.93	1:29.65 (25./1.) 1:34.11 (43./2.)	+22,140 +2,630	<b>3:03.76 (32.)</b> 105,790
10.	737	<b>LOUBAL Lubomír</b> Vetcars	CZ 1982	VW Golf IV TDi S1-2000	2.31	5.35	46.68 44.29	1:34.72 (36./3.) 1:31.03 (33./1.)	2.51 2.40	5.55 5.45	44.23 45.36	1:31.35 (29./2.) 1:33.60 (41./1.)	+23,330 +1,190	<b>3:04.95 (35.)</b> 105,109
11.	747	<b>KROPÁČ Miroslav</b> Vetcars	CZ 1984	Nissan Sunny GTi S1-2000	2.34	5.39	44.40 44.81	1:31.95 (29./1.) 1:33.00 (38./3.)	2.36 2.39	5.59 5.74	44.08 46.11	1:31.59 (30./3.) 1:35.37 (48./3.)	+25,340 +2,010	<b>3:06.96 (36.)</b> 103,979
12.	789	<b>ZIMÁK Martin</b> Steelmet Team	CZ 1989	Citroen Saxo VTS S1-1600	2.43	5.45	44.88 44.44	1:33.95 (34./1.) 1:33.31 (40./1.)	2.41 2.39	5.44 5.24	44.53 45.56	1:32.71 (33./1.) 1:36.50 (52./1.)	+27,590 +2,250	<b>3:09.21 (39.)</b> 102,743
13.	702	<b>KRETZ Michal</b> Kretz Motorsport	CZ 1980	Renault Clio Sport S1-2000	2.40	5.37	47.41 45.63	1:36.45 (42./4.) 1:33.99 (42./4.)	2.44 2.48	5.36 5.47	45.29 48.72	1:33.90 (36./4.) 1:40.80 (62./4.)	+33,080 +5,490	<b>3:14.70 (45.)</b> 99,846
14.	777	<b>ÁZSÓTH Ladislav</b> DECAM Motorsport	CZ 1959	Citroen Saxo VTS S1-1600	2.33	5.54	46.87 46.09	1:37.49 (45./2.) 1:36.20 (49./2.)	2.33 2.32	5.47 5.51	46.32 47.27	1:36.66 (44./2.) 1:38.89 (58./2.)	+33,930 +0,850	<b>3:15.55 (48.)</b> 99,412
15.	659	<b>PROKŠ Robert</b> RRmotorsport	CZ 1968	BMW M3 S1+2000/2WD	2.42 2.47	49.20 5.51	1:40.00 (54./1.) 1:44.01 (67./2.)	2.39 2.37	5.42 5.39	48.50 49.75	1:39.32 (53./1.) 1:40.70 (61./2.)	+38,400 +4,470	<b>3:20.02 (54.)</b> 97,190	
16.	656	<b>KLUKAN Radek</b> RRmotorsport	CZ 1973	BMW M3 S1+2000/2WD	2.45 2.24	5.28	50.13 48.40	1:42.07 (62./2.) 1:39.43 (59./1.)	2.57 2.31	5.79 5.38	53.97 46.14	1:47.96 (71./2.) 1:35.37 (48./1.)	+41,710 +3,310	<b>3:23.33 (55.)</b> 95,608
17.	770	<b>MALEŇÁK Dušan</b> Automotoklub Masarykův okruh 1977	CZ 1977	Škoda 136 GL S1-1600	2.21	5.48	50.13 47.96	1:45.20 (67./4.) 1:41.87 (61./3.)	2.22 2.17	5.47 5.41	48.23 48.84	1:42.43 (63./4.) 1:42.86 (65./3.)	+43,670 +1,960	<b>3:25.29 (57.)</b> 94,695
18.	755	<b>MÁLEK Dan</b> Málek-Motorsport	CZ 1976	Škoda Felicia S1-1600	2.43	5.88	49.62 48.75	1:43.49 (64./3.) 1:42.76 (64./4.)	2.55 2.40	6.01 5.80	48.46 52.19	1:41.10 (58./3.) 1:46.48 (68./4.)	+45,960 +2,290	<b>3:27.58 (58.)</b> 93,651
19.	776	<b>BARICA Ján jr.</b> Rezmont Racing	CZ 1993	Daihatsu Charade S1-1600	2.54	6.17	51.83 54.04	1:50.17 (73./5.) 1:53.63 (71./5.)	2.68 2.45	6.34 5.97	52.13 50.72	1:50.78 (73./5.) 1:48.14 (70./5.)	+57,300 +11,340	<b>3:38.92 (61.)</b> 88,800
	730	<b>ŠABÍK Martin</b> DECAM Motorsport	SK 1973	Ford Focus ST S1-2000	2.45	5.61	49.40 47.87	1:40.61 (58./5.) 1:38.30 (54./5.)	2.47	5.59	49.34	1:40.43 (55./5.) - DNS - - DNS -		<b>- DNF -</b>

**GROUP E1**

1.	4	<b>ZEMAN Martin</b> Liqui Moly Komvet Racing	CZ 1974	Mitsubishi Lancer EVO VI E1+2000/4WD	1.82 2.29	41.08 4.97	1:24.34 (7./2.) 1:26.05 (18./2.)	2.04 1.74	4.41 3.87	39.41 37.11	1:20.55 (3./1.) 1:15.92 (3./1.)		<b>2:36.47 (3.)</b> 124,241	
2.	3	<b>ŠPALEK Jiří</b> Liqui Moly Komvet Racing	CZ 1972	Mitsubishi Lancer WRC 05 E1+2000/4WD	1.77 1.80	39.06 4.01	1:22.30 (4./1.) 1:22.09 (8./1.)	2.07 1.75	4.54 3.86	42.37 37.13	1:23.61 (8./2.) 1:16.30 (4./2.)	+3,440 +3,440	<b>2:39.91 (4.)</b> 121,568	
3.	9	<b>ULMAN Pavel</b> Z.R.T. Motorsport Ulman	CZ 1968	BMW M3 E36 E1+2000/2WD	2.08 2.14	42.45 4.69	1:26.59 (14./1.) 1:23.58 (11./1.)	2.63 2.09	5.44 4.50	43.63 39.04	1:27.80 (22./1.) 1:20.97 (9./1.)	+12,300 +8,860	<b>2:48.77 (12.)</b> 115,186	
4.	111	<b>ČIKOR Radomír</b> Max Motorsport	SK 1971	Mitsubishi Lancer Evolution E1+2000/4WD	1.91 1.98	42.12 4.49	1:27.37 (19./3.) 1:27.60 (20./3.)	2.08 2.04	4.63 4.44	42.54 40.28	1:26.62 (16./3.) 1:22.39 (12./3.)	+12,540 +0,240	<b>2:49.01 (13.)</b> 115,023	
5.	198	<b>SEDLÁČEK Jiří</b> Sedláček Motorsport	CZ 1968	BMW M3 E1+2000/2WD	2.60 2.26	44.15 4.87	1:31.16 (26./2.) - DNF -	2.64 2.04	5.63 4.43	45.11 39.08	1:29.63 (24./2.) 1:21.25 (10./2.)	+14,410 +1,870	<b>2:50.88 (17.)</b> 113,764	
6.	130	<b>KUBA Filip</b> UB Racing Team	CZ 1976	Subaru WRX STI E1+2000/4WD	2.31 2.09	45.21 4.63	1:31.33 (27./4.) 1:28.54 (24./5.)	1.98 1.92	4.49 4.42	43.25 40.79	1:27.66 (21./4.) 1:24.11 (20./5.)	+15,300 +0,890	<b>2:51.77 (20.)</b> 113,175	
7.	117	<b>KORASZEWSKI Jacek</b> Koraszewski AutoSport	PL 1982	Audi TT quattro E1+2000/4WD	2.48 2.18	45.17 5.01	1:31.76 (28./5.) 1:30.03 (27./6.)	1.98 1.87	4.70 4.55	43.76 40.48	1:29.66 (26./5.) 1:24.01 (19./4.)	+17,200 +1,900	<b>2:53.67 (22.)</b> 111,936	
8.	229	<b>BOHÁČ Milan</b> Renault Chrudim Boháč Milan	CZ 1957	Renault Clio Sport E1-2000	2.26 2.36	5.07	42.98 43.41	1:29.30 (22./1.) 1:30.17 (28./2.)	2.70 2.28	5.63 4.84	44.73 39.76	1:33.08 (35./2.) 1:23.71 (18./1.)	+20,320 +3,120	<b>2:56.79 (24.)</b> 109,961
9.	202	<b>BEK Tomáš</b> Steelmet Team	CZ 1968	Renault Clio Sport E1-2000	2.29 2.31	4.99	45.48 42.53	1:32.73 (30./2.) 1:27.38 (19./1.)	2.47 2.34	5.67 4.97	45.41 41.78	1:32.09 (32./1.) 1:26.03 (24./2.)	+21,650 +1,330	<b>2:58.12 (26.)</b> 109,140
10.	120	<b>DOSEDĚL Dušan</b> DK Mont	CZ 1972	Subaru impreza WRX STI N14 E1+2000/4WD	2.31 2.13	5.06	47.46 45.82	1:37.93 (47./6.) 1:34.51 (44./7.)	1.94 2.06	4.48 4.69	44.15 43.44	1:31.95 (31./6.) 1:28.87 (29./7.)	+24,350 +2,700	<b>3:00.82 (28.)</b> 107,510
11.	317	<b>STANĚK Vojtěch</b> Liqui Moly Komvet Racing	CZ 1974	Peugeot 106 Maxi E1-1600	2.34 2.34	5.12	52.46 43.03	1:39.53 (53./2.) 1:29.05 (25./1.)	2.71 2.19	5.88 4.90	46.08 42.04	1:33.95 (37./1.) 1:27.73 (28./1.)	+25,210 +0,860	<b>3:01.68 (30.)</b> 107,001
12.	200	<b>FIBICH Václav</b> Fibich přeprava osob	CZ 1983	Opel Corsa B E1-2000	2.23 2.18	4.91	46.86 43.89	1:37.19 (44./3.) 1:30.55 (31./3.)	2.43 2.22	5.27 4.91	46.44 43.13	1:35.11 (41./3.) 1:28.91 (30./3.)	+27,550 +2,340	<b>3:04.02 (33.)</b> 105,641
13.	112	<b>CICHÁ Veronika</b> KV Motosport	CZ 1987	Mitsubishi Lancer EVO IV E1+2000/4WD	1.87 1.82	4.44	47.10 42.74	1:41.44 (61./7.) 1:28.27 (23./4.)	2.17 1.74	5.18 4.28	47.26 42.11	1:36.94 (45./7.) 1:27.64 (27./6.)	+28,110 +0,560	<b>3:04.58 (34.)</b> 105,320

Rank	№	Driver Entrant	Country Bird	Car Class	Qualification				RACE				Diff. Prev.	TIME Speed (km/h)
					20 m	100 m	m		Time	20m	100m	m		
14.	173	<b>KOTEK Pavel</b> DKP Racing	CZ 1973	BMW M3 E1+2000/2WD	2.49 2.53	55.49 5.84	51.46 1:46.17	- DNF - (68./3.)	2.62 2.23	5.65 5.05	47.30 44.74	1:37.08 (46./3.) 1:31.67 (35./3.)	+32,280 +4,170	<b>3:08.75 (37.)</b> 102,993
15.	241	<b>BITTNER Alan</b> Bittcar motorsport	CZ 1970	Nissan Sunny 2.0 GTI E1-2000	2.44	52.23	1:44.48 (66./6.) - DNS -	2.58 2.28	5.87 5.13	47.00 44.87	1:36.53 (43./4.) 1:32.40 (36./4.)	+32,460 +0,180	<b>3:08.93 (38.)</b> 102,895	
16.	412	<b>ŠRAHŮLEK Petr</b> JP Motorsport	CZ 1973	Škoda 130 RS Evo I E1-1400	2.11 2.07	4.89	48.35 45.57	1:40.24 (55./4.) 1:34.65 (46./3.)	2.19 2.03	5.07 4.85	46.44 44.26	1:38.84 (52./2.) 1:32.72 (37./1.)	+35,090 +2,630	<b>3:11.56 (40.)</b> 101,483
17.	215	<b>PALAJ Tomáš</b> Kroměříž	CZ 1988	VW GOLF II TDI E1-2000	2.13 2.02	4.90	47.70 46.13	1:39.32 (52./5.) 1:35.35 (48./4.)	2.11 2.10	5.01 4.99	47.37 45.75	1:37.28 (47./5.) 1:34.92 (47./5.)	+35,730 +0,640	<b>3:12.20 (42.)</b> 101,145
18.	381	<b>MACEK Vojtěch</b> Motokáry Bruntál	CZ 1946	Škoda 1500 R Coupe E1-1600	2.12 2.21	5.25	45.19 44.45	1:35.85 (39./1.) 1:33.54 (41./2.)	2.36 2.13	5.50 5.13	46.21 44.18	1:38.58 (51./2.) 1:33.89 (42./2.)	+36,000 +0,270	<b>3:12.47 (43.)</b> 101,003
19.	441	<b>BORYCKI Damian</b> Euromal Racing Team	PL 1977	Suzuki Swift Ninja E1-1400	2.72 2.41	5.20	47.64 46.02	1:38.47 (48./2.) 1:34.35 (43./2.)	2.55 2.48	5.49 5.31	48.93 45.59	1:40.92 (57./3.) 1:34.56 (46./2.)	+39,010 +3,010	<b>3:15.48 (47.)</b> 99,448
20.	280	<b>SCHWAN Roman</b> Valenta Roman	CZ 1968	Renault Clio Williams E1-2000	2.33 2.42	5.98	48.93 47.61	1:38.49 (49./4.) 1:36.22 (50./5.)	2.61 2.32	5.91 6.03	50.51 47.28	1:41.59 (60./6.) 1:35.38 (50./6.)	+40,500 +1,490	<b>3:16.97 (50.)</b> 98,695
21.	193	<b>ELIÁŠ Jan</b> Pfeifermotorsport	CZ 1989	Seat Leon E1+2000/2WD	2.69 2.78	5.85	48.94 49.16	1:40.48 (57./3.) 1:39.34 (58./2.)	3.03 2.57	6.73 5.70	50.24 45.50	1:43.29 (67./4.) 1:34.45 (45./4.)	+41,270 +0,770	<b>3:17.74 (51.)</b> 98,311
22.	350	<b>SEIDL Rostislav</b> Mladonov	CZ 1983	Toyota Corola 1600 GTI E1-1600	2.28	5.62	48.77	- DNS - 1:42.14 (62./3.)	2.31 2.29	5.54 5.52	47.44 45.82	1:40.14 (54./3.) 1:38.57 (56./3.)	+42,240 +0,970	<b>3:18.71 (52.)</b> 97,831
23.	430	<b>PLEVA Martin</b> AMK Vrbo pod Pradědem	CZ 1979	Škoda Felicia E1-1400	2.36 2.33	5.36	46.77 46.10	1:38.60 (50./3.) 1:36.86 (51./4.)	2.49 2.39	5.55 5.40	48.19 45.97	1:41.27 (59./4.) 1:37.58 (55./3.)	+42,380 +0,140	<b>3:18.85 (53.)</b> 97,762
24.	400	<b>STEJSKAL Bronislav</b> Czech-Pro Racing Team	CZ 1977	Škoda Felicia Kit Car E1-1400	2.62 2.66	6.20	49.07 47.65	1:43.82 (65./5.) 1:41.33 (60./5.)	2.57 2.56	5.89 5.95	49.34 47.40	1:43.93 (69./5.) 1:40.55 (60./4.)	+48,010 +5,630	<b>3:24.48 (56.)</b> 95,070
25.	425	<b>HEIER Ondřej</b> Martin Chytil	CZ 1991	Škoda 130 L E1-1400	2.30 2.31	5.59	50.07 48.85	1:45.55 (68./6.) 1:43.85 (65./6.)	2.53 2.26	5.95 5.52	51.42 47.84	1:46.38 (70./6.) 1:41.59 (64./5.)	+51,500 +3,490	<b>3:27.97 (59.)</b> 93,475
26.	303	<b>TOMAN Martin</b> MKT Motorsport	CZ 1971	Ford Fiesta E1-1600	2.58 2.66	6.05	51.53 58.81	1:47.76 (72./3.) - DNF -	3.00 2.64	6.53 6.03	53.78 50.70	1:52.24 (74./4.) 1:46.07 (67./4.)	+61,840 +10,340	<b>3:38.31 (60.)</b> 89,048
	420	<b>LACKNER Ronald</b> RL-Racing	AT 1990	Suzuki Swift Gti E1-1400	2.33 2.33	5.01	43.46 43.31	1:29.52 (23./1.) 1:30.49 (30./1.)	2.50 2.27	5.42 5.06	45.26	1:32.91 (34./1.) - DNF - - DNS -		<b>- DNF -</b>

#### GROUP E2/C



1.	2	<b>KOMÁREK David</b> Liqui Moly Komvet Racing	CZ 1975	Norma M20F E2/C+2000	1.70 1.80	3.96	37.84 38.79	1:18.22 (1./1.) 1:17.47 (1./1.)	2.19 1.74	4.80 3.86	40.37 35.21	1:20.66 (4./1.) 1:12.31 (1./1.)		<b>2:32.97 (2.)</b> 127,084
2.	19	<b>BUCHEGGER Siegfried</b> Racecompact.com	AT 1982	KTM X Bow E2/C+2000	1.98 2.02	4.52	41.36 41.33	1:26.66 (15./3.) 1:25.37 (16./4.)	2.03 1.79	4.70 4.19	40.78 38.54	1:24.56 (10./3.) 1:20.73 (8./3.)	+12,320 +12,320	<b>2:45.29 (7.)</b> 117,611
3.	21	<b>TRNKA Jakub</b> Kovosteel Novitech Sudoměřice	CZ 1982	Norma M20F E2/C-2000	1.94 2.41	4.67	42.28 40.53	1:26.88 (18./2.) 1:23.49 (10./1.)	2.09 1.80	4.80 3.97	41.90 38.24	1:25.53 (12./1.) 1:19.92 (7./2.)	+12,480 +0,160	<b>2:45.45 (8.)</b> 117,498
4.	7	<b>NOVICKÝ Michal</b> Kovosteel Novitech Sudoměřice	CZ 1977	Reynard 032 F3 E2/C-2000	1.78			- DNF - - DNS -	2.19 1.77	4.76 4.08	41.86 37.91	1:27.25 (19./3.) 1:19.39 (6./1.)	+13,670 +1,190	<b>2:46.64 (10.)</b> 116,659
5.	28	<b>STEC Robert</b> Polonia Racing Team	PL 1973	Intech Suzuki GSX R 1000 E2/C-2000	1.89 1.91	4.52	41.33 43.78	1:26.27 (13./1.) 1:33.05 (39./2.)	1.88 1.88	4.38 4.35	40.67 39.78	1:25.92 (13./2.) 1:25.25 (21./3.)	+18,200 +4,530	<b>2:51.17 (19.)</b> 113,571
6.	45	<b>PIEKARZ Antonín</b> DKP Racing	CZ 1957	Jema 630 GT E2/C-1600	1.97		40.20	- DNF - - DNS -	1.99 2.03	4.53 4.59	40.63 41.83	1:26.84 (18./1.) 1:25.82 (23./1.)	+19,690 +1,490	<b>2:52.66 (21.)</b> 112,591
7.	10	<b>ZMEŠKAL Miloš</b> Zmeškal Motorsport	CZ 1957	Reynard 97D F3000 E2/C+2000	1.81 1.85	4.00	41.10 40.50	1:26.71 (16./4.) 1:25.05 (13./3.)	2.41 1.71	4.85 3.72	48.40 37.36	1:40.53 (56./5.) 1:17.92 (5./2.)	+25,480 +5,790	<b>2:58.45 (27.)</b> 108,938
8.	49	<b>RYŠ Aleš</b> Haviřov	CZ 1962	Jema 630 GT E2/C-1600				- DNS - - DNS -	2.59 2.14	5.66 4.78	46.19 41.25	1:35.42 (42./2.) 1:27.33 (26./2.)	+29,780 +4,300	<b>3:02.75 (31.)</b> 106,375
9.	46	<b>STEC Irena</b> Polonia Racing Team	PL 1983	Intech Suzuki GSXR 1000 E2/C-1600	1.87 1.89	4.34	45.52 43.51	1:35.05 (38./1.) 1:31.64 (36./1.)	2.21 1.89	4.89 4.29	48.37 42.39	1:41.78 (62./4.) 1:29.78 (33./3.)	+38,590 +8,810	<b>3:11.56 (41.)</b> 101,483
10.	40	<b>OSLADIL Jan</b> Autosport Osladil	CZ 1944	Delta II E2/C-1600	2.08 2.04	4.90	46.20 46.99	1:37.78 (46./2.) 1:38.75 (55./2.)	2.27 2.05	5.19 4.93	48.80 43.42	1:41.63 (61./3.) 1:32.80 (38./4.)	+41,460 +2,870	<b>3:14.43 (44.)</b> 99,985
11.	17	<b>JAROSZEWICZ Joanna</b> Racecompact.com	PL 1983	KTM X Bow E2/C+2000	2.57 2.63	5.58	46.50 47.69	1:40.91 (60./6.) 1:38.15 (53./6.)	2.33 2.23	5.11 4.85	47.80 46.47	1:37.64 (50./4.) 1:37.25 (53./4.)	+41,920 +0,460	<b>3:14.89 (46.)</b> 99,749
	1	<b>MLEJNEK Aleš</b> Steelmet Team	CZ 1967	Formule Lotus E2/C+2000	1.75 1.90	4.26	37.17 39.76	1:19.57 (3./2.) 1:21.91 (7./2.)	2.17 1.83	4.74 4.10	40.09 37.37	1:22.33 (6./2.) - DNF - - DNS -		<b>- DNF -</b>

Rank	№	Driver Entrant	Country Bird	Car Class	Qualification				RACE				Diff. Prev.	TIME Speed (km/h)
					20 m	100 m	m	Time	20m	100m	m	Time		
	16	<b>MADRIAN Ferdinand</b> Racecompact.com	AT 1960	KTM W Bow E2/C+2000	1.90 1.89		42.09 42.16	1:28.57 (20./5.) 1:27.94 (22./5.)					- DNS - - DNS - - DNS -	- DNF -
<b>GROUP N/A</b>														
1.	501	<b>JERMAN Martin</b> Evolution Racing Prague	CZ 1980	Mitsubishi Lancer EVO IX NA+2000	1.75 1.67	4.04	40.17 39.50	1:23.36 (5./1.) 1:20.78 (3./1.)	1.92 1.69	4.40 4.06	42.28 40.16	1:25.96 (14./1.) 1:22.54 (13./1.)		<b>2:48.50 (11.)</b> 115,371
2.	502	<b>SAJLEROVÁ Gabriela</b> Evolution Racing Prague	CZ 1980	Mitsubishi Lancer EVO IX NA+2000	2.17 2.07	4.64	45.67 41.01	1:32.75 (31./3.) 1:25.69 (17./3.)	2.10 1.99	4.74 4.53	42.47 40.11	1:26.83 (17./2.) 1:22.59 (14./2.)	+0,920 +0,920	<b>2:49.42 (14.)</b> 114,744
3.	551	<b>BENEŠ Oskar</b> Ennoble Racing Klub v AČR	CZ 1960	Mitsubishi Lancer EVO IX NA+2000	1.78 1.78	4.17	41.10 39.77	1:23.53 (6./2.) 1:21.72 (5./2.)	1.90 1.66	4.38 4.04	42.63 40.48	1:27.43 (20./3.) 1:23.32 (16./3.)	+2,250 +1,330	<b>2:50.75 (16.)</b> 113,851
4.	555	<b>PILAŘ Rostislav</b> Steelmet Team	CZ 1960	Ford Escort RS 2000 NA-2000	2.38 2.41	5.37	48.46 45.05	1:40.33 (56./1.) 1:34.59 (45./1.)	2.48 2.31	5.60 5.19	50.19 44.82	1:42.74 (65./1.) 1:33.36 (40./1.)	+27,600 +25,350	<b>3:16.10 (49.)</b> 99,133
<b>GROUP E2-SH</b>														
1.	6	<b>RYBNÍČEK Marek</b> Liqui Moly Komvet Racing	CZ 1980	Mitsubishi Eclipse Evo 650 E2SH	1.82 1.93	4.20	38.75 39.49	1:19.16 (2./1.) 1:19.60 (2./1.)	2.04 1.66	4.38 3.74	39.37 36.28	1:18.77 (1./1.) 1:14.05 (2./1.)		<b>2:32.82 (1.)</b> 127,208
<b>Berg Cup Historic Cars</b>														
<b>GROUP HA1</b>														
1.	902	<b>KRÁL Ivo</b> Autoset Nížborn	CZ 2011	VW Golf HA1-2000	2.32	5.13	45.47 43.77	1:32.89 (32./2.) 1:30.28 (29./1.)	2.24 2.29	5.08 5.14	43.29 44.69	1:30.02 (27./1.) 1:32.96 (39./1.)		<b>3:02.98 (1.)</b> 106,241
2.	868	<b>MATĚJKA Miroslav</b> Mmotorsport	CZ 1971	Lancia Delta HF Integrale HA1+2000	2.58	5.42	47.77 46.02	1:36.22 (41./3.) 1:34.73 (47./2.)	2.57 2.46	5.42 5.26	45.92 46.59	1:34.24 (39./2.) 1:37.26 (54./1.)	+8,520 +8,520	<b>3:11.50 (2.)</b> 101,514
3.	850	<b>JELÍNEK Libor</b> Auto Jelínek	CZ 1949	BMW 3.5 CSL HA1+2000	2.14	5.07	45.50 45.59	1:34.74 (37./1.) 1:32.85 (37./1.)	2.10 2.14	4.99 5.00	46.04 47.09	1:34.22 (38./1.) 1:38.75 (57./2.)	+9,990 +1,470	<b>3:12.97 (3.)</b> 100,741
4.	875	<b>DĚDEK David</b> 2D&S Motorsport	CZ 1974	Alfa Romeo 75 V6 3.0 HA1+2000	2.30	5.40	46.40 47.19	1:36.04 (40./2.) 1:38.99 (57./3.)	2.41 2.29	5.56 5.43	46.81 48.32	1:37.38 (48./3.) 1:40.05 (59./3.)	+14,450 +4,460	<b>3:17.43 (5.)</b> 98,465
5.	924	<b>STANIAK Marcin</b> Autoelektronika Balicka Motorsport	PL 1978	BMW E30 318iS HA1-2000	2.25	5.18	45.66 46.02	1:34.42 (35./3.) 1:37.01 (52./3.)	2.21 2.33	5.09 5.34	46.99 48.48	1:37.63 (49./2.) 1:40.86 (63./3.)	+15,510 +1,060	<b>3:18.49 (6.)</b> 97,939
6.	999	<b>PLEVA Leopold</b> AMK Vrbovo pod Pradědem	CZ 1947	Škoda 100 HA1-1300	2.43	5.70	49.06 48.82	1:43.08 (63./1.) 1:42.32 (63./1.)	2.42 2.40	5.72 5.72	49.15 50.22	1:43.50 (68./1.) 1:45.76 (66./1.)	+26,280 +10,770	<b>3:29.26 (7.)</b> 92,899
7.	901	<b>PERDOCH Stanislav</b> Bruntál	CZ 1952	Honda CRX 1500 HA1-2000	2.58	6.05	50.99 49.73	1:45.61 (69./5.) 1:43.90 (66./4.)	2.54 2.54	5.82 5.89	48.76 51.27	1:42.92 (66./3.) 1:47.93 (69./4.)	+27,870 +1,590	<b>3:30.85 (8.)</b> 92,198
8.	904	<b>RAŠKA Stanislav</b> Raška Racing Team	CZ 1969	VW Golf GTI HA1-2000	2.66 2.52	5.97	51.37 51.86	1:47.07 (71./6.) 1:47.26 (69./5.)	2.48 2.51	5.86 5.85	51.29 53.58	1:48.31 (72./4.) 1:50.59 (71./5.)	+35,920 +8,050	<b>3:38.90 (9.)</b> 88,808
9.	990	<b>MARČÁK Pavel</b> HM motorsport	CZ 1982	Fiat 126 HA1-1300	2.94	7.51	1:05.14 1:04.92	2:20.81 (75./3.) 2:20.13 (72./3.)	2.94 2.96	7.45 7.51	1:05.08 1:05.41	2:21.51 (75./2.) 2:21.51 (73./2.)	+100,040 +64,120	<b>4:43.02 (10.)</b> 68,688
	979	<b>KLEVETA Pavel</b> Kovo klasik	CZ 1957	Renault 8 Gordini HA1-1300	2.38	5.96	52.36 51.47	1:51.23 (74./2.) 1:49.98 (70./2.)	2.34	6.07		- DNF - - DNS - - DNS -	- DNF -	
	920	<b>SIEDLACZEK Adam</b> Ryduřtovy	PL 1977	VW Golf GTI HA1-2000	2.73	6.11	48.48 48.43	1:40.85 (59./4.) - DNF -				- DNS - - DNS - - DNS -	- DNF -	
	929	<b>TOMEČEK Lukáš</b> DKP Racing	CZ 1985	VW Golf I HA1-2000	2.23	5.20	43.28 44.19	1:29.60 (24./1.) 1:30.92 (32./2.)	2.21 2.41	6.62 5.47	47.35	1:36.36 (51./2.)	- DNF - - DNS - - DNS -	- DNF -
<b>GROUP HA2</b>														
1.	800	<b>RÝZEK Milan</b> Steelmet Team	SK 1985	Van Diemen HA2	2.12 2.03	4.96	45.49 46.77	1:38.79 (51./1.) 1:38.92 (56./1.)	2.26 2.07	5.18 5.01	48.39 44.13	1:42.68 (64./1.) 1:34.11 (43./1.)		<b>3:16.79 (4.)</b> 98,786
2.	801	<b>OSLADIL Jan jr.</b> Autosport Osladil	CZ 1968	MTX 2-03 Spider B6 HA2				- DNS - - DNS -	3.96 2.61	8.57 5.91	1:06.70 53.64	3:08.59 (76./2.) 1:50.88 (72./2.)	+102,000 +104,000	<b>4:59.47 (11.)</b> 64,915
	809	<b>PARČ Milan</b> Milan Parč	CZ 1942	MTX 1-01 HA2	2.20 2.12	5.26	50.85	1:47.01 (70./2.) - DNF -				- DNS - - DNS - - DNS -	- DNF -	

Rank	№	Driver Entrant	Country Bird	Car Class	Qualification			RACE			Diff. Prev.	TIME Speed (km/h)
					20 m	100 m	m	Time	20m	100m		

Competition / Weather Information									
Qualification					RACE				
	Time	Weather	Temp. (°C)			Time	Weather	Temp. (°C)	
			Air	Road				Air	Road
1st Round	08:39 - 10:19	Cloudy	23	18	1st Round	13:17 - 14:35	Rain	26	21
2nd Round	10:55 - 12:28	Cloudy	25	20	2nd Round	15:02 - 16:25	Semicloudy	26	22
					3rd Round	-			

Statistics										
		Time			Speed (km/h)			Competitors / Nations		
		Min	Max	Avg.	Max	Min	Avg.	in start list	started	with results
Qualification	1st Round	1:18.220	2:20.810	1:35.141	124,265	69,029	102,164	83/4	78/4	75/4
	2nd Round	1:17.470	2:20.130	1:33.231	125,468	69,364	104,257	83/4	76/4	72/4
RACE	1st Round	1:18.770	3:08.590	1:35.847	123,397	51,540	101,411	83/4	78/4	76/4
	2nd Round	1:12.310	2:21.510	1:32.134	134,421	68,688	105,499	83/4	75/4	73/4
	3rd Round							83/4	0/4	0/0

Race Director  BARTL Miroslav (CZE)	Sport Marshal IHA  KADLEC Jaroslav (CZE)	Main Timekeeper  ŠABÍK L'uboš (SVK)
---	---	--

# LIQUI MOLY BERG CUP 2011

## LIQUI MOLY BERG CUP 2010

III. Hill Climb Days, 6.8.2011

Šternberk, 5. - 7. 8. 2011



Lady Trophy



Jury / Competition Management		Hill Data	
Chief of Competition	BARTL Miroslav (CZE)	Start Altitude	m
Race Director	BARTL Miroslav (CZE)	Finish Altitude	m
Vice chairman	BARTLOVÁ Radka (CZE)	Vertical Drop	m
Sport Marshal IHA	KADLEC Jaroslav (CZE)	Course Length	2700 m
Technical Marshal IHA	DANĚK Pavel (CZE)	Min course Width	6 m
		Count of right-hand bend	
		Count of left-hand bend	
		Hill Record	2009, Petr VÍTEK Osella PA 20S: 2:07.33





Rank	№	Driver Entrant	Country Bird	Car Class	Qualification				RACE				Diff. Prev.	TIME Speed (km/h)
					20 m	100 m	m	Time	20m	100m	m	Time		
1.	502	SAJLEROVÁ Gabriela Evolution Racing Prague	CZ 1980	Mitsubishi Lancer EVO IX NA+2000	2.17 2.07	4.82 4.64	45.67 41.01	1:32.75 (31./3.) 1:25.69 (17./3.)	2.10 1.99	4.74 4.53	42.47 40.11	1:26.83 (17./2.) 1:22.59 (14./2.)		<b>2:49.42 (2.)</b> 114,744
2.	622	FILLOVÁ Katarína Silárd Racing Team	SK 1984	Mitsubishi Lancer Evo VIII S1+2000/4WD	1.77 1.98		43.56 44.02	1:30.66 (25./8.) 1:31.53 (35./8.)	1.78 1.86	4.48 4.59	43.81 43.35	1:31.18 (28./8.) 1:29.95 (34./8.)	+11,710 +11,710	<b>3:01.13 (8.)</b> 107,326
3.	112	CICHÁ Veronika KV Motosport	CZ 1987	Mitsubishi Lancer EVO IV E1+2000/4WD	1.87 1.82	4.65 4.44	47.10 42.74	1:41.44 (61./7.) 1:28.27 (23./4.)	2.17 1.74	5.18 4.28	47.26 42.11	1:36.94 (45./7.) 1:27.64 (27./6.)	+15,160 +3,450	<b>3:04.58 (7.)</b> 105,320
4.	46	STEC Irena Polonia Racing Team	PL 1983	Intech Suzuki GSXR 1000 E2/C-1600	1.87 1.89	4.34 4.34	45.52 43.51	1:35.05 (38./1.) 1:31.64 (36./1.)	2.21 1.89	4.89 4.29	48.37 42.39	1:41.78 (62./4.) 1:29.78 (33./3.)	+22,140 +6,980	<b>3:11.56 (3.)</b> 101,483
5.	17	JAROSZEWICZ Joanna Racecompact.com	PL 1983	KTM X Bow E2/C+2000	2.57 2.63		46.50 47.69	1:40.91 (60./6.) 1:38.15 (53./6.)	2.33 2.23	5.11 4.85	47.80 46.47	1:37.64 (50./4.) 1:37.25 (53./4.)	+25,470 +3,330	<b>3:14.89 (4.)</b> 99,749



Rank	№	Driver Entrant	Country Bird	Car Class	Qualification			RACE			Diff. Prev.	TIME Speed (km/h)
					20 m	100 m	m	Time	20m	100m		

Competition / Weather Information									
Qualification					RACE				
	Time	Weather	Temp. (°C)			Time	Weather	Temp. (°C)	
			Air	Road				Air	Road
1st Round	08:39 - 10:19	Cloudy	23	18	1st Round	13:17 - 14:35	Rain	26	21
2nd Round	10:55 - 12:28	Cloudy	25	20	2nd Round	15:02 - 16:25	Semicloudy	26	22
					3rd Round	-			

Statistics										
		Time			Speed (km/h)			Competitors / Nations		
		Min	Max	Avg.	Max	Min	Avg.	in start list	started	with results
Qualification	1st Round	1:18.220	2:20.810	1:35.141	124,265	69,029	102,164	83/4	78/4	75/4
	2nd Round	1:17.470	2:20.130	1:33.231	125,468	69,364	104,257	83/4	76/4	72/4
RACE	1st Round	1:18.770	3:08.590	1:35.847	123,397	51,540	101,411	83/4	78/4	76/4
	2nd Round	1:12.310	2:21.510	1:32.134	134,421	68,688	105,499	83/4	75/4	73/4
	3rd Round							83/4	0/4	0/0

Race Director  BARTL Miroslav (CZE)	Sport Marshal IHA  KADLEC Jaroslav (CZE)	Main Timekeeper  ŠABÍK L'uboš (SVK)
---	---	--

# LIQUI MOLY BERG CUP 2011


## LIQUI MOLY BERG CUP 2010

III. Hill Climb Days, 6.8.2011

Šternberk, 5. - 7. 8. 2011



Junior Trophy



Jury / Competition Management		Hill Data	
Chief of Competition	BARTL Miroslav (CZE)	Start Altitude	m
Race Director	BARTL Miroslav (CZE)	Finish Altitude	m
Vice chairman	BARTLOVÁ Radka (CZE)	Vertical Drop	m
Sport Marshal IHA	KADLEC Jaroslav (CZE)	Course Length	2700 m
Technical Marshal IHA	DANĚK Pavel (CZE)	Min course Width	6 m
		Count of right-hand bend	
		Count of left-hand bend	
		Hill Record	2009, Petr VÍTEK Osella PA 20S: 2:07.33





Rank	№	Driver Entrant	Country Bird	Car Class	Qualification				RACE				Diff. Prev.	TIME Speed (km/h)
					20 m	100 m	m	Time	20m	100m	m	Time		
1.	789	ZIMÁK Martin Steelmet Team	CZ 1989	Citroen Saxo VTS S1-1600	2.43	5.45	44.88 44.44	1:33.95 (34./1.) 1:33.31 (40./1.)	2.41 2.39	5.44 5.24	44.53 45.56	1:32.71 (33./1.) 1:36.50 (52./1.)		<b>3:09.21 (1.)</b> 102,743
2.	193	ELIÁŠ Jan Pfeifermotorsport	CZ 1989	Seat Leon E1+2000/2WD	2.69 2.78	6.04 5.85	48.94 49.16	1:40.48 (57./3.) 1:39.34 (58./2.)	3.03 2.57	6.73 5.70	50.24 45.50	1:43.29 (67./4.) 1:34.45 (45./4.)	+8,530 +8,530	<b>3:17.74 (4.)</b> 98,311
3.	776	BARICA Ján jr. Rezmont Racing	CZ 1993	Daihatsu Charade S1-1600	2.54	6.17	51.83 54.04	1:50.17 (73./5.) 1:53.63 (71./5.)	2.68 2.45	6.34 5.97	52.13 50.72	1:50.78 (73./5.) 1:48.14 (70./5.)	+29,710 +21,180	<b>3:38.92 (5.)</b> 88,800
	420	LACKNER Ronald RL-Racing	AT 1990	Suzuki Swift Gti E1-1400	2.33 2.33	5.06 5.01	43.46 43.31	1:29.52 (23./1.) 1:30.49 (30./1.)	2.50 2.27	5.42 5.06	45.26	1:32.91 (34./1.) - DNF - - DNF -		- DNF -

Rank	№	Driver Entrant	Country Bird	Car Class	Qualification			RACE			Diff. Prev.	TIME Speed (km/h)
					20 m	100 m	m	Time	20m	100m		

Competition / Weather Information									
Qualification					RACE				
	Time	Weather	Temp. (°C)			Time	Weather	Temp. (°C)	
			Air	Road				Air	Road
1st Round	08:39 - 10:19	Cloudy	23	18	1st Round	13:17 - 14:35	Rain	26	21
2nd Round	10:55 - 12:28	Cloudy	25	20	2nd Round	15:02 - 16:25	Semicloudy	26	22
					3rd Round	-			

Statistics										
		Time			Speed (km/h)			Competitors / Nations		
		Min	Max	Avg.	Max	Min	Avg.	in start list	started	with results
Qualification	1st Round	1:18.220	2:20.810	1:35.141	124,265	69,029	102,164	83/4	78/4	75/4
	2nd Round	1:17.470	2:20.130	1:33.231	125,468	69,364	104,257	83/4	76/4	72/4
RACE	1st Round	1:18.770	3:08.590	1:35.847	123,397	51,540	101,411	83/4	78/4	76/4
	2nd Round	1:12.310	2:21.510	1:32.134	134,421	68,688	105,499	83/4	75/4	73/4
	3rd Round							83/4	0/4	0/0

Race Director	Sport Marshal IHA	Main Timekeeper
BARTL Miroslav (CZE)	 KADLEC Jaroslav (CZE)	 ŠABÍK L'uboš (SVK)