

Laudon 2011, 3.9.2011

Lanškroun, 2. - 4. 9. 2011

Absolute Results




Jury / Competition Management		Hill Data	
Chief of Competition	SCHEMBERA Milan	Start Altitude	m
Race Director	KÁRNÝ Aleš	Finish Altitude	m
Vice chairman	SCHEMBERA Milan	Vertical Drop	m
Sport Marshal IHA	BARTL Miroslav	Course Length	4000 m
Technical Marshal IHA	BARTL Miroslav	Min course Width	6 m
		Count of right-hand bend	
		Count of left-hand bend	
		Hill Record	2007, Miloš Beneš Ralt RT23: 1:34.84

Rank	No	Driver Entrant	Country Bird	Car Class	Qualification				RACE				Diff. Prev. Speed (km/h)	TIME
					20 m	400 m	2500m	Time	20m	400m	2500m	Time		
1.	730	VONDRÁK Petr Vondrák Racing Team	CZ 1979	Lucchini P3 E2/C+2000	2.01	18.11	1:08.49 1:05.71	1:55.42 (3./1.) 1:50.95 (3./1.)	2.11	17.45	1:04.10 1:01.95	1:47.30 (1./1.) 1:45.08 (1./1.)	-DNS-	3:32.38 (1.) 135,606 Δ 2,220 (26.)
2.	599	ULMAN Pavel Z.R.T. motorsport ULMAN	CZ 1968	BMW M3 E36 E1+2000	2.07	18.15	1:05.65 1:03.75	1:51.37 (1./1.) 1:48.90 (1./1.)	2.05	17.61	1:04.01 1:03.99	1:48.87 (3./1.) 1:48.20 (2./1.)	+4,690 +4,690	3:37.07 (1.) 132,676 Δ 0,670 (11.)
3.	521	TRNKA Jakub Kovosteel Novitech Sudoměřice	CZ 1982	Norma M20F E2/C-2000	1.93	17.75	1:06.28 1:04.83	1:52.28 (2./1.) 1:50.19 (2./1.)	1.98	17.58	1:04.39 1:05.14	1:48.84 (2./1.) 1:49.56 (3./1.)	+6,020 +1,330	3:38.40 (1.) 131,868 Δ 0,720 (13.)
4.	648	STEHLIK Karel KV Motorsport team	CZ 1980	Mitsubishi Lancer Evo IX E1+2000	1.78	18.48	1:09.66 1:08.22	1:58.22 (5./2.) 1:56.10 (5./2.)	1.77	17.88	1:07.25 1:07.27	1:54.43 (4./2.) 1:54.47 (4./2.)	+16,520 +10,500	3:48.90 (2.) 125,819 Δ 0,040 (2.)
5.	545	PIEKARZ Antonín Auto Tony Motorsport	CZ 1957	Jema 630 GT E2/C-2000	1.99	18.28	1:08.93 1:07.57	1:57.99 (4./2.) 1:55.51 (4./2.)	2.01	17.79	1:07.70 1:07.54	1:55.05 (5./2.) 1:55.03 (5./2.)	+17,700 +1,180	3:50.08 (2.) 125,174 Δ 0,020 (1.)
6.	505	MAREK David Auto Sedláček	CZ 2011	Mitsubishi Lancer EVO IX E1+2000	2.20	19.12	1:10.87 1:08.32	1:58.94 (6./3.) 1:56.11 (6./3.)	1.67	17.71	1:08.21 1:07.92	1:56.10 (6./3.) 1:55.66 (6./3.)	+19,380 +1,680	3:51.76 (3.) 124,266 Δ 0,440 (10.)

Rank	№	Driver Entrant	Country Bird	Car Class	Qualification			RACE			Diff. Prev. Speed (km/h)	TIME Speed (km/h)
					20 m	400 m	2500m	Time	20m	400m		

Competition / Weather Information									
Qualification					RACE				
	Time	Weather	Temp. (°C)			Time	Weather	Temp. (°C)	
			Air	Road				Air	Road
1st Round	08:08 - 09:14	Sunny	16	12	1st Round	13:00 - 14:10	Sunny	25	29
2nd Round	09:34 - 10:49	Sunny	18	22	2nd Round	14:30 - 15:46	Sunny	26	31
					3rd Round	-			

Statistics										
		Time			Speed (km/h)			Competitors / Nations		
		Min	Max	Avg.	Max	Min	Avg.	in start list	started	with results
Qualification	1st Round	1:51.370	3:39.950	2:17.242	129,299	65,469	104,924	35/3	34/3	34/3
	2nd Round	1:48.900	3:16.930	2:12.382	132,231	73,122	108,776	35/3	35/3	34/3
RACE	1st Round	1:47.300	3:17.790	2:11.723	134,203	72,804	109,320	35/3	35/3	34/3
	2nd Round	1:45.080	3:23.210	2:09.180	137,038	70,863	111,472	35/3	33/3	32/3
	3rd Round							35/3	0/3	0/0

Race Director	Sport Marshal IHA	Main Timekeeper
		
KÁRNÝ Aleš	BARTL Miroslav	ŠABÍK Luboš (SVK)

Laudon 2011, 3.9.2011

Lanškroun, 2. - 4. 9. 2011

Jury / Competition Management		Hill Data	
Chief of Competition	SCHEMBERA Milan	Start Altitude	m
Race Director	KÁRNÝ Aleš	Finish Altitude	m
Vice chairman	SCHEMBERA Milan	Vertical Drop	m
Sport Marshal IHA	BARTL Miroslav	Course Length	4000 m
Technical Marshal IHA	BARTL Miroslav	Min course Width	6 m
		Count of right-hand bend	
		Count of left-hand bend	
		Hill Record	2007, Miloš Beneš Ralt RT23: 1:34.84

Rank	№	Driver Entrant	Country Bird	Car Class	Qualification				RACE				Diff. Prev.	TIME Speed (km/h)
					20 m	400 m	2500m	Time	20m	400m	2500m	Time		
CLASS E1-1400														
1.	501	ŽÁK Josef DK Mont	CZ 1953	Škoda 100 E1-1400	2.12 2.03	19.03 18.96	1:15.13 1:13.99	2:08.01 (13./1.) 2:05.75 (13./1.)	2.17 2.07	18.81 18.81	1:13.31 1:14.17	2:05.31 (15./1.) 2:06.59 (18./1.)		4:11.90 (16.) 114,331
2.	600	STEJSKAL Bronislav Camurra Racing Team	CZ 1977	Škoda Felicia KitCar E1-1400	2.66 2.59	20.42 20.34	1:18.79 1:18.08	2:13.67 (18./2.) 2:11.95 (21./2.)	2.47 2.48	19.98 20.06	1:17.30 1:17.54	2:11.07 (23./2.) 2:11.34 (24./2.)	+10,510 +10,510	4:22.41 (24.) 109,752
3.	518	KALÁB Jiří Motorsport JURA	CZ 1979	Škoda 130 E1-1400	2.19 2.12	20.85 20.32	1:19.92 1:18.25	2:14.91 (20./3.) 2:13.08 (23./3.)	2.16 2.20	20.17 20.32	1:18.13 1:17.58	2:12.78 (25./3.) 2:11.73 (25./3.)	+12,610 +2,100	4:24.51 (25.) 108,881
4.	549	KNAP Jaroslav Motorsport Knap-Stary	CZ 1960	Škoda Favorit E1-1400	2.58 2.57	22.08 22.14	1:25.07 1:23.13	2:24.88 (27./4.) 2:21.25 (29./4.)	2.61 2.72	22.26 22.79	1:23.64 1:24.44	2:21.79 (29./4.) 2:22.85 (30./5.)	+32,740 +20,130	4:44.64 (29.) 101,180
5.	969	ZELENÝ Milan Historic Racing Club Jihlava	CZ 1984	Škoda 130L E1-1400	2.51 2.34	23.92 21.95	1:33.67 1:26.05	2:37.82 (30./5.) 2:26.36 (31./5.)	2.23 2.26	21.89 21.39	1:24.88 1:22.60	2:24.85 (31./5.) 2:21.10 (29./4.)	+34,050 +1,310	4:45.95 (30.) 100,717
CLASS E1-1600														

Rank	№	Driver Entrant	Country Bird	Car Class	Qualification				RACE				Diff. Prev.	TIME Speed (km/h)	
					20 m	400 m	2500m	Time	20m	400m	2500m	Time			
1.	510	ŠTILEC Roman RRT s.r.o.	CZ 1978	Honda Civic E1-1600	2.26 2.21	19.57 19.16	1:13.64 1:11.60	2:04.13 (9./1.) 2:00.91 (9./1.)	2.23 2.21	19.14 19.10	1:11.70 1:10.87	2:01.37 (10./1.) 2:00.04 (8./1.)	-DNS-	4:01.41 (10.) 119,299	
2.	940	JANÁK Jaroslav Fastcar.cz	CZ 1984	VW Golf GTi E1-1600	2.29 2.22	19.68 19.31	1:17.00 1:15.11	2:11.63 (17./2.) 2:07.31 (15./2.)	2.15 2.21	18.97 19.17	1:14.45 1:13.71	2:06.55 (17./2.) 2:05.60 (16./2.)	-DNS-	+10,740 +10,740	4:12.15 (17.) 114,218
3.	726	POPOV Georgi Georgi Popov	CZ 1968	Škoda Felicia Pickup E1-1600	2.76 2.66	22.01 21.02	1:21.72 1:20.00	2:20.72 (26./5.) 2:17.22 (26./5.)	2.59 2.54	21.03 21.03	1:18.25 1:18.10	2:11.21 (24./3.) 2:10.85 (23./3.)	-DNS-	+20,650 +9,910	4:22.06 (23.) 109,898
4.	580	HLAVÁČEK Jaromír Hlaváček	CZ 1979	E1-1600	2.67 2.64	22.38 20.99	1:22.67 1:18.84	2:19.74 (25./4.) 2:13.84 (24./3.)	2.56 2.55	21.00 20.76	1:18.97 1:17.69	2:14.30 (27./4.) 2:11.97 (26./4.)	-DNS-	+24,860 +4,210	4:26.27 (26.) 108,161
	804	ČADEK Luboš Autopřívěsy Čadek	CZ 1957	Škoda Felicia Pick-Up E1-1600	2.57 2.57	21.37 21.54	1:21.98 1:20.77	2:19.25 (24./3.) 2:15.88 (25./4.)	2.51	20.69		-DNF - -DNS - -DNS-		- DNF -	

CLASS E1-2000

1.	502	BEK Tomáš Hronov	CZ 1968	Renault clio E1-2000	2.25 2.34	18.92 22.77	1:13.51	2:04.91 (10./1.) - DNF -	2.39 2.34	20.98 18.89	1:14.87 1:11.35	2:05.28 (14./1.) 2:00.65 (9./1.)	-DNS-	4:05.93 (11.) 117,106	
2.	500	SVOBODA Jiří Camurra Racing Team	CZ 2011	Škoda Fabia KitCar E1-2000	2.82 2.61	22.64 21.12	1:21.53	2:17.45 (23./4.) 2:09.54 (19./2.)	2.59 2.66	20.37 20.33	1:14.24 1:13.58	2:05.85 (16./2.) 2:03.54 (13./2.)	-DNS- (1./1.)	+3,460 +3,460	4:09.39 (15.) 115,482
3.	555	PILAŘ Rostislav Ozzy Motorsport	CZ 1960	Ford Escort RS2000 E1-2000	2.23 2.36	20.02 19.82	1:15.69 1:15.43	2:08.71 (14./2.) 2:08.09 (16./1.)	2.36 2.33	19.77 19.86	1:14.99 1:15.04	2:07.30 (19./3.) 2:07.20 (20./3.)	-DNS-	+8,570 +5,110	4:14.50 (19.) 113,163
4.	646	MARTINEK Tomáš Team Scandinavia Racing	CZ 1982	Peugeot 205 Mi16 Maxi E1-2000	2.64 2.51	21.39 21.08	1:19.71 1:20.62	2:15.38 (21./3.) 2:20.27 (28./4.)	2.49 2.50	21.04 21.04	1:19.24 1:18.52	2:13.63 (26./4.) 2:12.81 (27./4.)	-DNS-	+20,510 +11,940	4:26.44 (27.) 108,092
5.	506	JEHLIČKA Jiří ml. Auto Sedláček	CZ 2011	Škoda Fabia RS E1-2000	2.71 2.67	23.10 21.57	1:26.45 1:21.87	2:25.32 (28./5.) 2:18.62 (27./3.)	2.74 2.77	22.10 21.57	1:22.26 1:21.62	2:19.18 (28./5.) 2:17.47 (28./5.)	-DNS-	+30,720 +10,210	4:36.65 (28.) 104,103

CLASS E1+2000

1.	599	ULMAN Pavel Z.R.T. motorsport ULMAN	CZ 1968	BMW M3 E36 E1+2000	2.07 2.14	18.15 17.72	1:05.65 1:03.75	1:51.37 (1./1.) 1:48.90 (1./1.)	2.05 2.08	17.61 17.66	1:04.01 1:03.99	1:48.87 (3./1.) 1:48.20 (2./1.)	-DNS-	3:37.07 (2.) 132,676	
2.	648	STEHLIK Karel KV Motorsport team	CZ 1980	Mitsubishi Lancer Evo IX E1+2000	1.78 1.85	18.48 18.26	1:09.66 1:08.22	1:58.22 (5./2.) 1:56.10 (5./2.)	1.77 1.86	17.88 17.83	1:07.25 1:07.27	1:54.43 (4./2.) 1:54.47 (4./2.)	-DNS-	+11,830 +11,830	3:48.90 (4.) 125,819
3.	505	MAREK David Auto Sedláček	CZ 2011	Mitsubishi Lancer EVO IX E1+2000	2.20 1.81	19.12 17.93	1:10.87 1:08.32	1:58.94 (6./3.) 1:56.11 (6./3.)	1.67 1.70	17.71 17.85	1:08.21 1:07.92	1:56.10 (6./3.) 1:55.66 (6./3.)	-DNS-	+14,690 +2,860	3:51.76 (6.) 124,266
4.	606	HANUŠ Vladimír VH autoservis	SK 1976	Mitsubishi Lancer Evo X E1+2000	1.77 1.77	18.71 18.19	1:11.19 1:08.62	2:01.68 (8./4.) 1:58.40 (7./4.)	1.83 1.78	18.17 18.15	1:10.03 1:08.38	1:58.99 (9./5.) 1:57.16 (7./4.)	-DNS-	+19,080 +4,390	3:56.15 (7.) 121,956
5.	720	DOSEDĚL Dušan DK-mont	CZ 1972	Subaru Impreza WRX STi E1+2000	2.13 2.02	19.57 18.40	1:13.87 1:10.74	2:07.69 (12./6.) 2:01.28 (10./5.)	2.07 1.98	18.48 19.04	1:09.15 1:11.03	1:58.38 (8./4.) 2:00.82 (10./5.)	-DNS-	+22,130 +3,050	3:59.20 (9.) 120,401
6.	512	CICHÁ Veronika KV Motorsport team	CZ 1987	Mitsubishi Lancer Evo IV E1+2000	1.73 2.42	20.07 20.10	1:16.17 1:15.21	2:09.21 (16./8.) 2:08.43 (17./9.)	1.77 1.77	18.96 18.58	1:12.00 1:12.07	2:03.96 (12./7.) 2:02.88 (12./6.)	-DNS-	+29,770 +7,640	4:06.84 (12.) 116,675
7.	536	JANČÍK Jaroslav Jančík Team Prague	CZ 1986	BMW 130i MTX E1+2000	2.34	19.69	1:13.78	- DNS - 2:04.62 (12./7.)	2.31 2.27	19.70 19.67	1:12.88 1:12.97	2:03.78 (11./6.) 2:03.70 (14./7.)	-DNS-	+30,410 +0,640	4:07.48 (13.) 116,373
8.	525	SEDLÁČEK Michal Auto Sedláček	CZ 1960	Mitsubishi Lancer EVO IX E1+2000	1.94 2.22	19.13 18.99	1:14.09 1:12.06	2:05.89 (11./5.) 2:03.05 (11./6.)	1.74 1.82	18.66 18.93	1:12.45 1:13.47	2:03.98 (13./8.) 2:05.03 (15./8.)	-DNS-	+31,940 +1,530	4:09.01 (14.) 115,658
9.	530	VÁPENKA Libor GMS Mados Racing Team	CZ 1980	BMW 130i MTX E1+2000	2.95 2.45	21.19	1:16.79	2:46.11 (32./11.) 2:08.52 (18./10.)	2.46 2.61	20.32 20.02	1:15.62 1:14.34	2:07.28 (18./9.) 2:05.74 (17./9.)	-DNS-	+35,950 +4,010	4:13.02 (18.) 113,825
10.	868	MATĚJKA Miroslav MMotorsport	CZ 1971	Lancia Delta HF integrale E1+2000	2.27 2.48	20.38 20.69	1:16.95	2:08.81 (15./7.) 2:07.30 (14./8.)	2.40 2.54	20.09 20.86	1:14.95 1:16.10	2:07.31 (20./10.) 2:08.11 (22./12.)	-DNS-	+38,350 +2,400	4:15.42 (20.) 112,755
11.	552	JANČÍK Milan Jančík Team Prague	CZ 1959	BMW 130i MTX E1+2000	2.70 2.73	22.27 21.79	1:21.06 1:18.44	2:16.96 (22./10.) 2:12.04 (22./12.)	2.52 2.41	21.41 20.44	1:16.47 1:15.10	2:09.35 (22./12.) 2:06.89 (19./10.)	-DNS-	+39,170 +0,820	4:16.24 (21.) 112,395
12.	777	GRÜNER František Trstěnice	CZ 2011	BMW 327i e30 E1+2000	2.81 2.59	21.60 20.89	1:20.28 1:17.36	2:14.43 (19./9.) 2:10.10 (20./11.)	2.54 2.59	20.36 20.56	1:15.88 1:15.76	2:08.26 (21./11.) 2:08.09 (21./11.)	-DNS-	+39,280 +0,110	4:16.35 (22.) 112,346

CLASS E2/C-2000

1.	521	TRNKA Jakub Kovosteel Novitech Sudoměřice	CZ 1982	Norma M20F E2/C-2000	1.93 2.05	17.75 17.85	1:06.28 1:04.83	1:52.28 (2./1.) 1:50.19 (2./1.)	1.98 2.17	17.58 17.70	1:04.39 1:05.14	1:48.84 (2./1.) 1:49.56 (3./1.)	-DNS-	3:38.40 (3.) 131,868	
2.	545	PIEKARZ Antonín Auto Tony Motorsport	CZ 1957	Jema 630 GT E2/C-2000	1.99 2.00	18.28 18.00	1:08.93 1:07.57	1:57.99 (4./2.) 1:55.51 (4./2.)	2.01 2.10	17.79 18.02	1:07.70 1:07.54	1:55.05 (5./2.) 1:55.03 (5./2.)	-DNS-	+11,680 +11,680	3:50.08 (5.) 125,174
3.	528	STEC Robert Polonia Racing Team	PL 1973	Intech Suzuki GSXR 1000 E2/C-2000	2.01 1.88	18.38 18.01	1:11.71 1:10.44	2:01.14 (7./3.) 1:59.82 (8./3.)	1.79 1.85	17.75 17.70	1:09.08 1:09.66	1:57.09 (7./3.) 2:00.85 (11./3.)	-DNS-	+19,540 +7,860	3:57.94 (8.) 121,039

Rank	№	Driver Entrant	Country Bird	Car Class	Qualification				RACE				Diff. Prev.	TIME Speed (km/h)
					20 m	400 m	2500m	Time	20m	400m	2500m	Time		
	560	ZÁLESKÝ Radek Kostěnice	CZ 1977	Formule ADMV E2/C-2000	2.39 2.46	23.31 22.75	1:28.97 1:25.09	2:31.38 (29./4.) 2:24.34 (30./4.)	2.15 3.20	21.99	1:24.19	2:23.84 (30./4.) - DNF - -DNS-		- DNF -

CLASS E2/C+2000



1.	730	VONDRÁK Petr Vondrák Racing Team	CZ 1979	Lucchini P3 E2/C+2000	2.01	18.11	1:08.49 1:05.71	1:55.42 (3./1.) 1:50.95 (3./1.)	2.11 2.03	17.45 16.71	1:04.10 1:01.95	1:47.30 (1./1.) 1:45.08 (1./1.) -DNS-		3:32.38 (1.) 135,606
----	-----	--	------------	--------------------------	------	-------	--------------------	------------------------------------	--------------	----------------	--------------------	--	--	--------------------------------

Competition / Weather Information

Qualification					RACE				
	Time	Weather	Temp. (°C)			Time	Weather	Temp. (°C)	
			Air	Road				Air	Road
1st Round	08:08 - 09:14	Sunny	16	12	1st Round	13:00 - 14:10	Sunny	25	29
2nd Round	09:34 - 10:49	Sunny	18	22	2nd Round	14:30 - 15:46	Sunny	26	31
					3rd Round	-			

Statistics

		Time			Speed (km/h)			Competitors / Nations		
		Min	Max	Avg.	Max	Min	Avg.	in start list	started	with results
Qualification	1st Round	1:51.370	3:39.950	2:17.242	129,299	65,469	104,924	35/3	34/3	34/3
	2nd Round	1:48.900	3:16.930	2:12.382	132,231	73,122	108,776	35/3	35/3	34/3
RACE	1st Round	1:47.300	3:17.790	2:11.723	134,203	72,804	109,320	35/3	35/3	34/3
	2nd Round	1:45.080	3:23.210	2:09.180	137,038	70,863	111,472	35/3	33/3	32/3
	3rd Round							35/3	0/3	0/0

Race Director	Sport Marshal IHA	Main Timekeeper
KÁRNÝ Aleš	 BARTL Miroslav	 ŠABÍK L'uboš (SVK)