


# LIQUI MOLY BERG CUP 2011

## LIQUI MOLY BERG CUP 2011

VI. Divácká 13, 17.9.2011

Diváky, 16. - 18. 9. 2011

### Absolute Results



Jury / Competition Management		Hill Data	
Chief of Competition	FIRTL Stanislav sen. (CZE)	Start Altitude	263 m
Race Director	FIRTL Stanislav sen. (CZE)	Finish Altitude	365 m
Vice chairman	ČERVENKOVÁ Alice (CZE)	Vertical Drop	102 m
Sport Marshal IHA	BARTL Miroslav (CZE)	Course Length	2400 m
Technical Marshal IHA	DANĚK Pavel (CZE)	Min course Width	6 m
		Count of right-hand bend	6
		Count of left-hand bend	7
		Hill Record	2009, BENEŠ Miloš Ralt RT23 F3000: 57.84



Rank	No	Driver Entrant	Country Bird	Car Class	Qualification				RACE				Diff. Prev. Speed (km/h)	TIME
					20 m	100 m	1150m	Time	20m	100m	1150m	Time		
<b>LIQUI MOLY BERG CUP 2011</b>														
1.	2	<b>KOMÁREK David</b> Liqui Moly Komvet Racing	CZ 1975	Norma M20F E2/C+2000	1.78 1.90	4.88 5.18	30.48 28.52	1:08.87 (3./2.) 1:02.50 (1./1.)	1.91 1.88	4.94 4.92	27.92 27.59	1:02.07 (1./1.) 1:01.31 (1./1.)	-DNS-	<b>2:03.38 (1.)</b> 140,055 Δ 0,760 (37.)
2.	1	<b>MLEJNEK Aleš</b> Steelmet Team	CZ 1967	Formule Lotus E2/C+2000	1.91 1.90	5.13 5.09	30.46 30.17	1:07.77 (1./1.) 1:06.35 (2./2.)	1.91 1.90	5.16 5.01	29.74 29.50	1:05.23 (2./2.) 1:04.75 (2./2.)	+6,600 +6,600	<b>2:09.98 (2.)</b> 132,944 Δ 0,480 (20.)
3.	6	<b>RYBNÍČEK Marek</b> Liqui Moly Komvet Racing	CZ 1980	Mitsubishi Eclipse Evo 650 E2SH	1.94 1.82	5.28 4.97	31.45 30.34	1:09.09 (4./1.) 1:07.59 (5./1.)	1.78 1.83	4.93 4.96	29.06 29.00	1:05.55 (3./1.) 1:05.37 (3./1.)	+7,540 +0,940	<b>2:10.92 (1.)</b> 131,989 Δ 0,180 (6.)
4.	21	<b>TRNKA Jakub</b> Kovosteel Novitech Sudoměřice	CZ 1982	Norma M20F E2/C-2000	1.93 2.18	5.28 5.50	31.79 30.83	1:10.45 (6./2.) 1:07.47 (4./2.)	1.98 2.01	5.12 5.20	29.60 29.56	1:05.70 (4./1.) 1:05.55 (4./1.)	+7,870 +0,330	<b>2:11.25 (1.)</b> 131,657 Δ 0,150 (4.)
5.	7	<b>NOVICKÝ Michal</b> Kovosteel Novitech Sudoměřice	CZ 1977	Reynard 032 F3 E2/C-2000	1.81 1.85	5.14 5.02	31.21 30.06	1:07.99 (2./1.) 1:06.91 (3./1.)	1.81 1.97	4.99 5.14	30.05 30.00	1:06.45 (5./2.) 1:06.04 (5./2.)	+9,110 +1,240	<b>2:12.49 (2.)</b> 130,425 Δ 0,410 (18.)
6.	3	<b>ŠPALEK Jiří</b> Liqui Moly Komvet Racing	CZ 1972	Mitsubishi Lancer WRC 05 E1+2000/4WD	1.79 2.47	5.08 5.92	31.21 31.63	1:09.69 (5./1.) 1:10.66 (10./2.)	1.80 1.86	4.97 5.42	29.86 31.50	1:07.61 (6./1.) 1:08.45 (8./2.)	+12,680 +3,570	<b>2:16.06 (1.)</b> 127,003 Δ 0,840 (46.)

Rank	No	Driver Entrant	Country Bird	Car Class	Qualification				RACE				Diff. Prev.	TIME Speed (km/h)
					20 m	100 m	1150m	Time	20m	100m	1150m	Time		
7.	4	<b>ZEMAN Martin</b> Liqui Moly Komvet Racing	CZ 1974	Mitsubishi Lancer Evo VI E1+2000/4WD	2.08 1.84	5.68 5.05	33.07 30.35	1:12.58 (8./2.) 1:07.92 (6./1.)	2.05 1.86	5.42 5.04	30.14 30.07	1:08.49 (8./2.) 1:07.72 (6./1.)	+12,830 +0,150	<b>2:16.21 (2.)</b> 126,863 Δ 0,770 (39.)
8.	5	<b>ŠUBERT Drahoslav</b> Liqui Moly Komvet Racing	CZ 1972	Mitsubishi Lancer Evo IX S1+2000/4WD	2.70 1.91	6.54 5.26	34.21 31.43	1:14.06 (9./1.) 1:10.03 (8./1.)	1.96 1.87	5.26 5.14	30.60 30.51	1:08.48 (7./1.) 1:08.19 (7./1.)	+13,290 +0,460	<b>2:16.67 (1.)</b> 126,436 Δ 0,290 (12.)
9.	44	<b>KRAKOVIČ Radek</b> Kovosteel Novitech Sudoměřice	CZ 1986	FİKS 09RK E2/C-1600	2.00 2.12	5.46 5.53	32.93 32.12	1:12.30 (7./1.) 1:10.48 (9./1.)	2.14 2.18	5.47 5.62	31.75 31.87	1:09.82 (9./1.) 1:09.64 (9./1.)	+16,080 +2,790	<b>2:19.46 (1.)</b> 123,906 Δ 0,180 (6.)
10.	608	<b>HAVLÍČEK Luboš</b> Šebrov	CZ 1978	Mitsubishi Lancer EVO 8 S1+2000/4WD	1.86 1.89	5.47 5.31	33.48 31.79	1:14.56 (11./2.) 1:11.64 (11./2.)	1.91 2.01	5.33 5.51	31.69 32.12	1:11.10 (10./2.) 1:11.69 (10./2.)	+19,410 +3,330	<b>2:22.79 (2.)</b> 121,017 Δ 0,590 (26.)
11.	75	<b>KOLBÁBEK Radek</b> Steelmet Team	CZ 1973	Ford Sierra 4000 E2SH	1.79 1.79	5.36 5.31	34.46 33.58	1:15.36 (14./2.) 1:12.84 (12./2.)	1.84 1.87	5.35 5.39	33.30 33.32	1:12.39 (12./2.) 1:11.91 (12./2.)	+20,920 +1,510	<b>2:24.30 (2.)</b> 119,751 Δ 0,480 (20.)
12.	648	<b>STEHLÍK Karel</b> KV Motorsport Team	CZ 1980	Mitsubishi Lancer Evo IX S1+2000/4WD	2.62 1.99	6.67 5.85	35.57 35.11	1:16.46 (17./3.) 1:15.13 (18./3.)	1.83 1.85	5.48 5.45	33.30 32.58	1:12.81 (14./3.) 1:11.76 (11./3.)	+21,190 +0,270	<b>2:24.57 (3.)</b> 119,527 Δ 1,050 (53.)
13.	431	<b>ZIMÁK Martin</b> Steelmet team	CZ 1989	vw Golf I EVO II E1-1600	2.25 2.22	5.86 5.77	35.57 34.96	1:16.19 (16./2.) 1:15.02 (17./2.)	2.28 2.22	5.87 5.77	33.91 33.80	1:13.15 (15./2.) 1:12.35 (15./1.)	+22,120 +0,930	<b>2:25.50 (1.)</b> 118,763 Δ 0,800 (43.)
14.	49	<b>RYŠ Aleš</b> Haviřov	CZ 1962	Jema 630 GT E2/C-1600	2.24 2.18	5.77 5.65	34.67 34.23	1:14.77 (13./2.) 1:14.02 (15./3.)	2.28 2.18	5.90 5.63	34.59 33.23	1:13.76 (17./3.) 1:12.28 (14./2.)	+22,660 +0,540	<b>2:26.04 (2.)</b> 118,324 Δ 1,480 (65.)
15.	626	<b>VAHANČIK Peter</b> Badabing	SK 1985	Mitsubishi Lancer Evo VIII S1+2000/4WD	1.97 1.82	5.67 5.45	35.13 33.36	1:17.02 (19./4.) 1:16.92 (27./5.)	2.00 1.83	5.75 5.32	34.16 32.31	1:14.43 (19./4.) 1:11.96 (13./4.)	+23,010 +0,350	<b>2:26.39 (1.)</b> 118,041 Δ 2,470 (77.)
16.	317	<b>STANĚK Vojtěch</b> Liqui Moly Komvet Racing	CZ 1974	Peugeot 106 Maxi E1-1600	2.54 2.68	6.36 6.74	35.28 35.32	1:16.73 (18./3.) 1:16.43 (24./3.)	2.45 2.41	6.20 7.23	34.19 35.12	1:13.64 (16./3.) 1:14.04 (18./2.)	+24,300 +1,290	<b>2:27.68 (2.)</b> 117,101 Δ 0,400 (17.)
17.	302	<b>NĚMEC Zdeněk</b> Kovosteel Novitech Sudoměřice	CZ 1972	VW Golf I E1-1600	2.30 2.22	5.85 5.75	34.11 33.79	1:14.34 (10./1.) 1:13.06 (13./1.)	2.30 2.38	5.84 5.99	33.11 34.64	1:12.65 (13./1.) 1:15.11 (21./3.)	+24,380 +0,080	<b>2:27.76 (3.)</b> 116,946 Δ 2,460 (76.)
18.	606	<b>HANUŠ Vladimír</b> VHWRC Autoservis Hanuš	SK 1976	Mitsubishi Lancer Evo X S1+2000/4WD	1.92 2.05	5.58 5.51	36.38 33.81	1:18.97 (26./5.) 1:15.85 (20./4.)	1.95 1.96	5.39 5.44	34.27 33.43	1:14.73 (20./5.) 1:13.58 (17./5.)	+24,930 +0,550	<b>2:28.31 (5.)</b> 116,513 Δ 1,150 (55.)
19.	229	<b>BOHÁČ Milan</b> Renault Chrudim Boháč Milan	CZ 1957	Renault Clio Sport E1-2000	2.44 2.34	6.07 6.01	35.39 34.11	1:17.38 (22./2.) 1:14.77 (16./1.)	2.45 2.40	6.14 6.11	34.61 33.22	1:15.53 (22./2.) 1:13.46 (16./1.)	+25,610 +0,680	<b>2:28.99 (1.)</b> 115,981 Δ 2,070 (71.)
20.	16	<b>MADRĀN Ferdinand</b> Racecompact.com	AT 1960	KTM X Bow E2/C+2000	2.27 2.16	6.48 5.95	36.71 35.58	1:17.60 (23./4.) 1:15.97 (22./4.)	2.25 2.17	5.96 5.82	34.83 33.88	1:14.85 (21./3.) 1:14.52 (20./3.)	+25,990 +0,380	<b>2:29.37 (3.)</b> 115,686 Δ 0,330 (14.)
21.	161	<b>JUHÁS Martin</b> Ral slovakia	SK 1980	BMW M3 E1+2000/2WD	2.38 2.32	6.21 6.13	35.65 34.80	1:17.67 (24./1.) 1:16.44 (25./1.)	2.43 2.35	6.25 6.14	34.50 33.81	1:16.05 (24./1.) 1:14.04 (18./1.)	+26,710 +0,720	<b>2:30.09 (1.)</b> 115,131 Δ 2,010 (70.)
22.	111	<b>ČIKOR Radomir</b> Max Motorsport	SK 1971	Mitsubishi Lancer Evolution E1+2000/4WD	2.00 2.05	5.91 5.80	37.53 35.11	1:19.69 (29./4.) 1:16.19 (23./3.)	2.06 2.13	5.75 5.81	35.02 34.66	1:16.44 (27./4.) 1:15.13 (22./3.)	+28,190 +1,480	<b>2:31.57 (3.)</b> 114,007 Δ 1,310 (58.)
23.	420	<b>LACKNER Ronald</b> RL-Racing	AT 1990	Suzuki Swift Gti E1-1400	2.51 2.50	6.50 6.35	38.87 36.19	1:21.38 (40./2.) 1:17.12 (28./1.)	2.51 2.49	6.39 6.30	36.27 35.37	1:16.35 (25./1.) 1:15.74 (23./1.)	+28,710 +0,520	<b>2:32.09 (1.)</b> 113,617 Δ 0,610 (30.)
24.	120	<b>DOSEĎL Dušan</b> DK Mont	CZ 1972	Suzuki Impreza WRX STi N14 E1+2000/4WD	2.52 2.23	6.58 5.89	37.70 35.60	1:22.20 (46./7.) 1:18.20 (33./6.)	2.17 2.17	5.81 5.68	34.98 35.14	1:16.04 (23./3.) 1:16.09 (24./4.)	+28,750 +0,040	<b>2:32.13 (4.)</b> 113,587 Δ 0,050 (2.)
25.	299	<b>FIRTŁ Stanislav jr.</b> Berg-Trophy Team	CZ 1991	Škoda Octavia TDi E1-2000	2.73 3.11	6.77 6.79	35.98 35.88	1:17.96 (25./3.) 1:16.81 (26./3.)	2.71 2.64	6.64 6.56	35.05 34.76	1:16.35 (25./3.) 1:16.11 (25./2.)	+29,080 +0,330	<b>2:32.46 (2.)</b> 113,341 Δ 0,240 (9.)
26.	601	<b>ČEPIČKA Vlastimil</b> SELM Motor Racing team	CZ 1962	Mitsubishi Lancer Evo X S1+2000/4WD	2.22 1.93	5.99 5.52	37.05 35.48	1:20.19 (31./6.) 1:18.53 (34./6.)	2.10 1.95	5.71 5.59	35.36 34.44	1:17.13 (30./6.) 1:16.11 (25./6.)	+29,860 +0,780	<b>2:33.24 (6.)</b> 112,764 Δ 1,020 (50.)
27.	214	<b>ŠIMONÍK Richard</b> Kovosteel Novitech	CZ 1976	Peugeot 205 E1-2000	2.58 2.53	6.75 6.63	37.46 35.92	1:19.75 (30./4.) 1:20.01 (41./5.)	2.60 2.52	6.60 6.55	35.65 35.41	1:17.32 (32./4.) 1:16.49 (27./3.)	+30,430 +0,570	<b>2:33.81 (3.)</b> 112,346 Δ 0,830 (45.)
28.	222	<b>BALÍK Petr</b> B&B Elektro Racing Team	CZ 1989	BMW E36 320iS E1-2000	2.47 2.48	6.75 6.70	38.63 37.36	1:22.37 (47./6.) 1:22.51 (53./6.)	2.29 2.32	6.28 6.34	36.03 35.59	1:17.41 (34./5.) 1:16.59 (28./4.)	+30,620 +0,190	<b>2:34.00 (4.)</b> 112,208 Δ 0,820 (44.)
29.	112	<b>CICHÁ Veronika</b> KV Motosport	CZ 1987	Mitsubishi Lancer EVO IV E1+2000/4WD	1.89 2.01	5.70 5.79	34.98 34.80	1:17.16 (21./3.) 1:17.24 (31./5.)	2.01 1.87	5.82 5.53	34.16 34.62	1:16.81 (28./5.) 1:17.53 (32./5.)	+30,960 +0,340	<b>2:34.34 (5.)</b> 111,961 Δ 0,720 (35.)
30.	125	<b>KYSUCKY Maros</b> Fuchs Racing Kysucky	SK 1973	Seat Leon E1+2000/4WD	2.08 2.08	5.90 5.88	38.74 37.28	1:21.94 (43./6.) 1:19.94 (40./7.)	2.14 2.19	5.89 6.04	35.58 35.36	1:17.40 (33./7.) 1:17.61 (33./6.)	+31,630 +0,670	<b>2:35.01 (6.)</b> 111,477 Δ 0,210 (8.)
31.	45	<b>PIEKARZ Antonín</b> DKP Racing	CZ 1957	Jema 630 GT E2/C-1600	2.32 2.15	5.90 5.63	34.66 32.99	1:15.64 (15./3.) 1:13.30 (14./2.)	2.12 2.18	5.58 5.74	32.79 37.29	1:12.30 (11./2.) 1:22.84 (59./4.)	+31,760 +0,130	<b>2:35.14 (3.)</b> 111,383 Δ 10,540 (82.)
32.	737	<b>LOUBAL Lubomír</b> Vetcars	CZ 1982	VW Golf IV TDi S1-2000	2.55 3.52	7.37 6.50	36.96 35.33	1:20.87 (38./2.) 1:20.79 (47./4.)	2.55 2.49	6.62 6.49	35.35 35.33	1:17.56 (35./1.) 1:17.68 (34./1.)	+31,860 +0,100	<b>2:35.24 (1.)</b> 111,312 Δ 0,120 (3.)

Rank	No	Driver Entrant	Country Bird	Car Class	Qualification				RACE				Diff. Prev.	TIME Speed (km/h)
					20 m	100 m	1150m	Time	20m	100m	1150m	Time		
33.	412	<b>ŠRAHŮLEK Petr</b> JP Motorsport	CZ 1973	Škoda 130 RS Evo I E1-1400	2.22 2.19	6.00 6.06	36.05 35.01	1:19.03 (27./1.) 1:17.18 (30./2.)	2.23 2.19	6.12 5.98	35.74 35.22	1:18.31 (37./2.) 1:17.06 (30./2.)	+31,990 +0,130	<b>2:35.37 (2.)</b> 111,218 Δ 1,250 (57.)
34.	200	<b>FIBICH Václav</b> Fibich přeprava osob	CZ 1983	Opel Corsa B E1-2000	2.46 2.45	6.24 6.40	36.76 36.27	1:20.57 (35./5.) 1:19.47 (39./4.)	2.38 2.47	6.25 6.19	35.65 35.50	1:18.67 (40./6.) 1:17.16 (31./5.)	+32,450 +0,460	<b>2:35.83 (5.)</b> 110,890 Δ 1,510 (66.)
35.	718	<b>SATEK Jakub</b> Network24 Racing	CZ 1984	Honda Civic Type R S1-2000	2.94 2.71	7.15 6.77	38.36 36.65	1:23.32 (49./3.) 1:19.34 (38./1.)	2.64 2.51	6.68 6.51	36.48 36.09	1:18.67 (40./2.) 1:18.08 (35./2.)	+33,370 +0,920	<b>2:36.75 (2.)</b> 110,239 Δ 0,590 (26.)
36.	46	<b>STEC Irena</b> Polonia Racing Team	PL 1983	Intech Suzuki GSXR 1000 E2/C-1600	1.94 1.94	5.66 5.55	38.44 36.12	1:23.48 (51./4.) 1:18.69 (35./4.)	1.92 1.93	5.54 5.76	35.69 36.64	1:18.49 (38./4.) 1:19.08 (40./3.)	+34,190 +0,820	<b>2:37.57 (4.)</b> 109,666 Δ 0,590 (26.)
37.	710	<b>DANIEL Antonín</b> Kodecar	CZ 1957	Honda Civic Type R S1-2000	2.62 2.54	6.75 6.58	37.00 37.40	1:20.39 (33./1.) 1:20.57 (45./3.)	2.61 2.51	6.67 6.57	36.19 36.25	1:18.90 (42./3.) 1:18.90 (39./3.)	+34,420 +0,230	<b>2:37.80 (3.)</b> 109,506 Δ 0,000 (1.)
38.	151	<b>DVOŘÁK Vojtěch</b> Šenkýř Motorsport	CZ 1979	BMW 336i E1+2000/2WD	2.51 2.42	6.73 6.50	37.11 35.59	1:20.30 (32./2.) 1:17.94 (32./2.)	2.56 2.51	7.16 7.87	36.63 37.69	1:18.22 (36./2.) 1:19.68 (44./2.)	+34,520 +0,100	<b>2:37.90 (2.)</b> 109,436 Δ 1,460 (64.)
39.	300	<b>PRUSEK Erich jr.</b> EP Racing	CZ 1982	Honda Civic E1-1600	2.66 2.59	6.82 6.72	38.72 37.41	1:21.82 (41./5.) 1:20.75 (46./4.)	2.72 2.75	6.91 6.83	37.80 36.39	1:20.65 (49./4.) 1:18.41 (37./4.)	+35,680 +1,160	<b>2:39.06 (4.)</b> 108,638 Δ 2,240 (73.)
40.	381	<b>MACEK Vojtěch</b> Motokáry Bruntál	CZ 1946	Škoda 1500 R E1-1600	2.25 2.20	6.37 6.31	37.53 37.06	1:20.60 (36./4.) - DNF -	2.16 2.18	6.27 6.25	38.13 36.89	1:20.66 (50./5.) 1:19.28 (42./5.)	+36,560 +0,880	<b>2:39.94 (5.)</b> 108,041 Δ 1,380 (61.)
41.	555	<b>PILAŘ Rostislav</b> Steelmet Team	CZ 1960	Ford Escort RS2000 NA-2000	2.48 2.42	6.48 6.47	38.77 37.65	1:23.47 (50./1.) 1:21.48 (50./1.)	2.52 2.50	6.49 6.49	36.53 37.10	1:19.88 (46./1.) 1:20.60 (46./1.)	+37,100 +0,540	<b>2:40.48 (1.)</b> 107,677 Δ 0,720 (35.)
42.	711	<b>WINTER Jaroslav</b> Kodecar	CZ 1959	Honda Civic Type R S1-2000	2.87 2.52	7.15 6.57	40.62 36.95	1:26.41 (59./6.) 1:20.01 (41./2.)	2.65 2.52	6.72 6.63	37.09 38.16	1:20.05 (48./4.) 1:21.48 (50./4.)	+38,150 +1,050	<b>2:41.53 (4.)</b> 106,977 Δ 1,430 (63.)
43.	400	<b>STEJSKAL Bronislav</b> Czech-Pro Racing Team	CZ 1977	Škoda Felicia Kit Car E1-1400	2.69 2.50	6.87 6.72	39.77 38.53	1:23.84 (52./3.) 1:22.01 (52./3.)	2.57 2.55	6.72 6.64	38.38 38.24	1:21.16 (52./3.) 1:21.00 (48./3.)	+38,780 +0,630	<b>2:42.16 (3.)</b> 106,561 Δ 0,160 (5.)
44.	2	<b>VÁCHAL Ondřej</b> Kocour Racing Team	CZ 1980	Formule KART PredJazdci	1.91 1.91	5.68 5.54	58.39 38.90	1:26.38 (57./1.) 1:23.45 (58./2.)	1.83	5.44	37.13	1:19.99 (47./1.) 38.28 1:22.82 (57./2.)	+39,430 +0,650	<b>2:42.81 (1.)</b> 106,136 Δ 2,830 (78.)
45.	799	<b>PASZEK Przemysław</b> Akuna Racing Team	PL 1984	Honda Civic S1-1600	2.89 2.62	7.30 6.83	40.32 38.72	1:26.38 (57./2.) 1:23.16 (56./1.)	2.54 2.52	6.71 6.75	38.19 37.94	1:22.12 (55./2.) 1:21.82 (51./1.)	+40,560 +1,130	<b>2:43.94 (1.)</b> 105,404 Δ 0,300 (13.)
46.	777	<b>ÁZSÓTH Ladislav</b> DECAM Motorsport	CZ 1959	Citroen Saxo VTS S1-1600	2.51 2.53	6.85 6.86	39.67 38.84	1:25.64 (53./1.) 1:23.50 (59./2.)	2.60 2.56	6.94 6.88	38.10 38.17	1:21.84 (54./1.) 1:22.18 (53./2.)	+40,640 +0,080	<b>2:44.02 (2.)</b> 105,353 Δ 0,340 (15.)
47.	235	<b>ZEMÁNEK Jaroslav</b> Kuřim	CZ 1984	Fiat Punto E1-2000	2.55 2.50	6.83 6.66	40.92 39.06	1:32.42 (73./8.) 1:23.78 (61./7.)	2.55 2.44	6.62 6.60	38.81 38.08	1:23.41 (58./7.) 1:21.07 (49./6.)	+41,100 +0,460	<b>2:44.48 (6.)</b> 105,058 Δ 2,340 (74.)
48.	656	<b>KLUKAN Radek</b> RRmotorsport	CZ 1973	BMW M3 S1+2000/2WD	2.49 2.40	6.86 6.88	40.52 39.97	1:26.55 (60./1.) 1:26.47 (64./2.)	2.43 2.38	7.03 6.80	39.59 38.78	1:23.60 (60./1.) 1:21.97 (52./1.)	+42,190 +1,090	<b>2:45.57 (1.)</b> 104,367 Δ 1,630 (67.)
49.	730	<b>ŠABÍK Martin</b> DECAM Motorsport	SK 1973	Ford Focus ST S1-2000	2.84 2.73	7.18 6.89	40.48 38.45	1:26.26 (56./5.) 1:22.92 (54./5.)	2.78 2.69	6.93 6.85	38.68 38.14	1:23.30 (57./5.) 1:22.28 (54./5.)	+42,200 +0,010	<b>2:45.58 (5.)</b> 104,360 Δ 1,020 (50.)
50.	743	<b>HAZELLE François</b> DKP Racing	FR 1973	Peugeot 205 GTi S1-2000	2.56 2.48	7.11 6.86	40.88 39.26	1:26.18 (55./4.) 1:23.15 (55./6.)	2.52 2.44	6.89 6.74	39.29 38.96	1:23.45 (59./6.) 1:22.82 (57./6.)	+42,890 +0,690	<b>2:46.27 (6.)</b> 103,927 Δ 0,630 (31.)
51.	659	<b>PROKŠ Robert</b> RRmotorsport	CZ 1968	BMW M3 S1+2000/2WD	2.77 2.68	7.21 6.93	40.12 38.50	1:28.33 (66./2.) 1:23.68 (60./1.)	2.69 2.45	6.90 6.69	38.46 38.45	1:23.74 (61./2.) 1:22.96 (60./2.)	+43,320 +0,430	<b>2:46.70 (2.)</b> 103,659 Δ 0,780 (41.)
52.	181	<b>NOVOTNÝ David</b> DMN Racing Team	CZ 1983	Škoda Favorit E1+2000/2WD	2.50 3.12	6.93 7.56	41.85 41.77	1:29.76 (68./3.) 1:29.89 (75./4.)	2.63 2.45	6.87 6.49	40.28 39.12	1:25.62 (65./3.) 1:24.74 (62./3.)	+46,980 +3,660	<b>2:50.36 (3.)</b> 101,432 Δ 0,880 (47.)
53.	478	<b>SVOBODA Jiří</b> Klub Racing Team Znojmo IV v AČR	CZ 1954	Škoda 120 S E1-1150	2.27 2.28	6.54 6.55	40.41 41.11	1:28.12 (65./1.) 1:27.92 (70./1.)	2.23 2.27	6.42 6.49	39.73 39.83	1:24.91 (63./1.) 1:25.46 (63./1.)	+46,990 +0,010	<b>2:50.37 (1.)</b> 101,426 Δ 0,550 (24.)
54.	1	<b>VÁCHAL Lukáš</b> Vonka Racing	CZ 2011	Formule KART PredJazdci	2.05 1.89	6.22 5.65	48.15 38.08	1:37.01 (79./2.) 1:21.40 (49./1.)	1.89 1.83	5.45 5.44	36.93 36.83	1:29.52 (76./2.) 1:20.86 (47./1.)	+47,000 +0,010	<b>2:50.38 (2.)</b> 101,420 Δ 8,660 (81.)
55.	755	<b>MÁLEK Dan</b> Málek-Motorsport	CZ 1976	Škoda Felicia S1-1600	2.60 2.52	7.20 7.06	40.97 40.85	1:27.82 (64./3.) 1:26.49 (65./3.)	2.51 2.47	7.06 7.01	40.94 40.75	1:26.68 (69./4.) 1:26.41 (65./3.)	+49,710 +2,710	<b>2:53.09 (3.)</b> 99,832 Δ 0,270 (10.)
56.	751	<b>KVASNIČKA Vladimír</b> Falco Motorsport	CZ 1954	Citroen Saxo VTS S1-1600	2.47 2.45	7.14 6.93	43.19 40.58	1:31.96 (72./4.) 1:27.94 (71./4.)	2.49 2.51	6.88 6.94	39.75 40.35	1:26.07 (66./3.) 1:27.44 (70./5.)	+50,130 +0,420	<b>2:53.51 (4.)</b> 99,591 Δ 1,370 (60.)
57.	287	<b>ŠPUNDA Michal</b> Lukovany	CZ 1987	BMW E36 320i E1-2000	2.68 2.84	7.06 7.17	41.96 41.35	1:30.63 (70./7.) 1:28.19 (72./8.)	2.58 2.67	7.01 7.06	40.21 40.76	1:26.56 (67./8.) 1:27.49 (71./7.)	+50,670 +0,540	<b>2:54.05 (7.)</b> 99,282 Δ 0,930 (49.)
58.	156	<b>HOVORKA Michal</b> Kocour Racing Team	CZ 1984	Fiat Uno Turbo E1+2000/2WD	2.82 2.63	7.55 7.25	41.55 40.71	1:30.12 (69./4.) 1:28.27 (73./3.)	2.81 2.69	7.49 7.34	40.35 40.05	1:27.69 (71./4.) 1:26.91 (68./4.)	+51,220 +0,550	<b>2:54.60 (4.)</b> 98,969 Δ 0,780 (41.)

Rank	No	Driver Entrant	Country Bird	Car Class	Qualification				RACE				Diff. Prev.	TIME Speed (km/h)
					20 m	100 m	1150m	Time	20m	100m	1150m	Time		
59.	770	<b>MALEŇÁK Dušan</b> Automotoklub Masarykův okruh	CZ 1977	Škoda 136 GL S1-1600	2.66 2.28	8.13 6.85	48.97 42.31	1:41.46 (82./5.) 1:30.27 (77./5.)	2.31 2.30	6.85 6.85	41.58 40.55	1:28.81 (74./5.) 1:26.74 (66./4.)	+52,170 +0,950	<b>2:55.55 (5.)</b> 98,433 Δ 2,070 (71.)
60.	581	<b>PFEIFER Manuel</b> Pfeifer Motorsport Videos	AT 1988	Renault Megane NA-2000	2.72 2.91	7.27 7.47	40.51 40.75	1:28.40 (67./2.) 1:27.60 (67./2.)	2.69 2.61	7.10 7.20	42.00 40.88	1:29.21 (75./2.) 1:26.87 (67./2.)	+52,700 +0,530	<b>2:56.08 (2.)</b> 98,137 Δ 2,340 (74.)
61.	415	<b>KRUPKA Ladislav</b> Škodamotorsport k.r.k.	CZ 1980	Škoda Favorit E1-1400	2.45 2.34	6.92 6.63	45.14 42.54	1:35.60 (75./4.) 1:30.89 (78./5.)	2.37 2.36	6.75 6.71	41.22 40.86	1:28.74 (73./4.) 1:28.10 (73./4.)	+53,460 +0,760	<b>2:56.84 (4.)</b> 97,715 Δ 0,640 (32.)
62.	444	<b>POKORNÝ Milan</b> Hillclimb Racing Team	SK 1994	Škoda Fabia E1-1400	2.73 2.65	7.40 7.26	45.02 42.62	1:35.78 (77./5.) 1:30.22 (76./4.)	2.72 2.64	7.30 7.23	42.15 41.78	1:29.64 (77./5.) 1:28.94 (74./5.)	+55,200 +1,740	<b>2:58.58 (5.)</b> 96,763 Δ 0,700 (33.)
63.	550	<b>TOMKOVIČ Ondřej</b> AK - Tišnov	CZ 1981	Opel Astra OPC NA-2000	2.90 2.91	7.71 7.50	47.71 44.88	1:39.18 (81./3.) 1:34.37 (80./3.)	2.75 2.51	7.28 7.00	43.60 43.80	1:34.36 (80./3.) 1:33.04 (77./3.)	+64,020 +8,820	<b>3:07.40 (3.)</b> 92,209 Δ 1,320 (59.)
64.	238	<b>ŠTĚPÁNEK Milan</b> Štěpa Racing Team	CZ 1952	BMW 318iS E1-2000	2.55 2.46	7.27 7.18	45.10 44.48	1:36.32 (78./9.) 1:35.14 (81./9.)	2.50 2.47	7.26 7.25	44.85 44.53	1:35.39 (81./9.) 1:35.83 (78./8.)	+67,840 +3,820	<b>3:11.22 (8.)</b> 90,367 Δ 0,440 (19.)
65.	234	<b>NEVESELÝ Radek</b> Nevik-racer	CZ 1981	VW Golf II E1-2000	2.53 2.56	6.57 6.32	35.46 34.96	1:17.07 (20./1.) 1:15.90 (21./2.)	2.44	6.11	34.02	1:14.10 (18./1.) 1:59.14 (83./9.)	+69,860 +2,020	<b>3:13.24 (9.)</b> 89,422 Δ 45,040 (83.)
66.	14	<b>FTRONC Kamil</b> .	CZ 1980	Alfa Romeo P2 PredJazdci	2.86 2.36	8.54 7.36	58.39 52.98	- DNF - 1:54.74 (84./3.)	2.42 2.50	7.35 7.75	55.57 53.21	1:56.47 (83./3.) 1:54.75 (81./3.)	+107,840 +37,980	<b>3:51.22 (3.)</b> 74,734 Δ 1,720 (68.)
	135	<b>LUPAČ Oldřich</b> ARC Kyjov	CZ 1984	Mitsubishi Lancer Evo 8 E1+2000/4WD	2.18 2.08	6.09 5.64	37.87 35.21	1:20.56 (34./5.) 1:17.17 (29./4.)	2.04 1.93	5.56 5.43	34.81 34.19	1:17.07 (29./6.) - DNF - - DNF -	- DNF - - DNF - - DNF -	- DNF - - DNF - - DNF -
	727	<b>MITÁNEK Petr</b> DKP Racing	CZ 1979	Opel Astra GSi S1-2000	2.50	6.54	58.76	- DNF - - DNF -	- DNF - - DNF -	- DNF - - DNF -	- DNF - - DNF -	- DNF - - DNF -	- DNF - - DNF -	- DNF - - DNF -
	28	<b>STEC Robert</b> Polonia Racing Team	PL 1973	Dallara 394 F3 E2/C-2000	2.41 2.07	6.68 5.71	36.96 33.78	1:19.61 (28./3.) 1:15.62 (19./3.)	1.95	5.53	-	- DNF - - DNF - - DNF -	- DNF - - DNF - - DNF -	- DNF - - DNF - - DNF -
	10	<b>ZMEŠKAL Miloš</b> Zmeškal Motorsport	CZ 1957	Reynard 97D F3000 E2/C+2000	1.80 1.80	5.08 5.04	33.72 31.43	1:14.63 (12./3.) 1:09.45 (7./3.)	-	-	-	- DNF - - DNF - - DNF -	- DNF - - DNF - - DNF -	- DNF - - DNF - - DNF -





1.	903	<b>NĚMEC Petr</b> Kovosteel Novitech Sudoměřice	CZ 1968	Lada 2105 VFTS HA1-2000	2.44 2.23	6.47 6.10	38.45 36.62	1:21.16 (39./2.) 1:18.71 (36./1.)	2.17 2.17	5.99 6.02	35.70 35.61	1:17.30 (31./1.) 1:17.02 (29./1.)	- DNF - - DNF - - DNF -	<b>2:34.32 (1.)</b> 111,975 Δ 0,280 (11.)
2.	800	<b>RÝZEK Milan</b> Steelmet Team	SK 1985	Formule Van Diemen HA2	2.16 2.09	6.08 5.96	38.68 37.24	1:22.17 (44./1.) 1:20.03 (43./1.)	2.00 2.08	5.89 5.96	36.97 36.72	1:18.49 (38./1.) 1:18.10 (36./1.)	+2,270 +2,270	<b>2:36.59 (1.)</b> 110,352 Δ 0,390 (16.)
3.	940	<b>JANÁK Jaroslav</b> Fastcar.cz	CZ 1984	VW Golf GTI HA1-2000	2.31 2.37	6.43 6.39	37.41 37.18	1:20.75 (37./1.) 1:21.74 (51./4.)	2.41 2.40	6.45 6.44	36.27 36.51	1:19.18 (43./2.) 1:18.58 (38./2.)	+3,440 +1,170	<b>2:37.76 (2.)</b> 109,533 Δ 0,600 (29.)
4.	850	<b>JELÍNEK Libor</b> Auto Jelínek	CZ 1949	BMW 3.5 CSL HA1+2000	2.33 2.35	6.45 6.73	36.98 36.13	1:21.82 (41./1.) 1:19.32 (37./1.)	2.28 2.24	6.55 6.53	36.18 36.51	1:19.70 (45./1.) 1:19.19 (41./1.)	+4,570 +1,130	<b>2:38.89 (1.)</b> 108,754 Δ 0,510 (22.)
5.	912	<b>DUDEK Grzegorz</b> Dudek Auto Sport	PL 1972	VW Golf I HA1-2000	2.50 2.44	6.86 6.76	38.91 37.60	1:22.68 (48./4.) 1:20.17 (44./2.)	2.38 2.40	6.54 6.70	37.34 37.65	1:19.32 (44./3.) 1:20.02 (45./4.)	+5,020 +0,450	<b>2:39.34 (3.)</b> 108,447 Δ 0,700 (33.)
6.	909	<b>KOZMANN Ladislav</b> Sport Line Racing Team Bratislava	SK 1956	VW Scirocco HA1-2000	2.52 2.59	6.70 6.73	37.83 37.36	1:22.19 (45./3.) 1:20.79 (47./3.)	2.53 2.43	6.63 6.46	37.10 36.79	1:20.71 (51./4.) 1:19.63 (43./3.)	+6,020 +1,000	<b>2:40.34 (4.)</b> 107,771 Δ 1,080 (54.)
7.	868	<b>MATĚJKA Miroslav</b> Mmotorsport	CZ 1971	Lancia Delta HF Integrale HA1+2000	2.57 2.42	6.80 6.50	40.67 39.65	1:26.87 (63./3.) 1:25.12 (63./3.)	2.63 2.53	6.82 6.67	37.87 38.40	1:21.73 (53./2.) 1:22.61 (56./3.)	+10,020 +4,000	<b>2:44.34 (2.)</b> 105,148 Δ 0,880 (47.)
8.	950	<b>MATUŠEK Lukáš</b> R9 Team	CZ 1986	Škoda 130 RS HA1-1300	2.21 2.15	6.47 6.30	40.08 38.85	1:26.05 (54./1.) 1:23.36 (57./1.)	2.10 2.09	6.22 6.21	38.13 38.69	1:22.46 (56./1.) 1:23.00 (61./1.)	+11,140 +1,120	<b>2:45.46 (1.)</b> 104,436 Δ 0,540 (23.)
9.	875	<b>DĚDEK David</b> 2D&S Motorsport	CZ 1974	ALFA ROMEO 3,0 V6 HA1+2000	2.54 2.42	6.90 6.77	39.23 38.14	1:26.72 (62./2.) 1:24.08 (62./2.)	2.47 2.50	6.72 6.78	38.42 37.73	1:24.06 (62./3.) 1:22.31 (55./2.)	+12,050 +0,910	<b>2:46.37 (3.)</b> 103,865 Δ 1,750 (69.)
10.	969	<b>ZELENÝ Milan</b> Historic Racing Club Jihlava	CZ 1984	Škoda 130 L HA1-1300	2.82 2.26	7.46 6.55	45.05 40.84	1:35.64 (76./4.) 1:27.89 (68./2.)	2.26 2.30	6.60 6.60	40.64 40.09	1:26.66 (68./3.) 1:25.90 (64./2.)	+18,240 +6,190	<b>2:52.56 (2.)</b> 100,139 Δ 0,760 (37.)
11.	899	<b>ONDREJKA Ján</b> JOSK Racing Team	SK 1953	Škoda 200 RS HA1+2000	2.30 2.18	7.20 6.35	47.10 40.08	1:38.75 (80./4.) 1:26.87 (66./4.)	2.03 2.04	6.11 6.05	39.53 40.48	1:26.83 (70./4.) 1:28.07 (72./4.)	+20,580 +2,340	<b>2:54.90 (4.)</b> 98,799 Δ 1,240 (56.)
12.	999	<b>PLEVA Leopold</b> AMK Vrbno pod Pradědem	CZ 1947	Škoda 100 HA1-1300	2.62 2.33	7.22 6.85	42.91 42.01	1:31.83 (71./3.) 1:29.71 (74./4.)	2.38 2.40	6.82 6.75	41.10 40.70	1:28.20 (72./4.) 1:27.43 (69./3.)	+21,310 +0,730	<b>2:55.63 (3.)</b> 98,389 Δ 0,770 (39.)

Rank	№	Driver Entrant	Country Bird	Car Class	Qualification				RACE				Diff. Prev. Speed (km/h)	TIME
					20 m	100 m	1150m	Time	20m	100m	1150m	Time		
13.	989	<b>KUBIČEK Jiří</b> AMK Jesenný	CZ 1989	Škoda 100 HA1-1300	2.42 2.37	7.13 6.91	41.29 41.37	1:26.67 (61./2.) 1:27.89 (68./2.)	2.34 2.50	6.77 7.11	40.15 42.44	1:25.20 (64./2.) 1:30.83 (76./4.)	+21,710 +0,400	<b>2:56.03 (4.)</b> 98,165 Δ 5,630 (80.)
14.	904	<b>RAŠKA Stanislav</b> Raška Racing Team	CZ 1969	VW Golf GTi HA1-2000	2.90 2.80	7.67 7.42	43.60 42.31	1:34.15 (74./5.) 1:31.35 (79./5.)	2.59 2.72	7.14 7.31	42.29 42.04	1:31.06 (78./5.) 1:29.68 (75./5.)	+26,420 +4,710	<b>3:00.74 (5.)</b> 95,607 Δ 1,380 (61.)
15.	809	<b>PARČ Milan</b> Milan Parč	CZ 1942	Formule Škoda MTX 1-01 HA2	2.67 2.34	8.05 6.80	48.71 44.02	1:43.28 (83./2.) 1:35.86 (82./2.)	2.30 2.27	6.62 6.92	43.13 45.96	1:31.94 (79./2.) 1:35.90 (79./2.)	+33,520 +7,100	<b>3:07.84 (2.)</b> 91,993 Δ 3,960 (79.)
16.	995	<b>KADLEČEK Jiří</b> Slopné	CZ 1958	Škoda 130 HA1-1300	3.18 2.95	8.92 8.35	52.79 49.41	1:49.18 (84./5.) 1:41.01 (83./5.)	2.85 3.04	8.14 8.48	47.95 48.92	1:41.19 (82./5.) 1:40.16 (80./5.)	+47,030 +13,510	<b>3:21.35 (5.)</b> 85,821 Δ 1,030 (52.)
17.	990	<b>MARČÁK Pavel</b> HM motorsport	CZ 1982	Fiat 126 HA1-1300	2.97 2.90	9.22 9.10	59.80 57.61	2:03.61 (85./6.) 1:58.70 (85./6.)	2.89 2.95	9.13 9.22	57.88 58.29	1:59.65 (84./6.) 1:59.09 (82./6.)	+84,420 +37,390	<b>3:58.74 (6.)</b> 72,380 Δ 0,560 (25.)

Competition / Weather Information									
Qualification					RACE				
	Time	Weather	Temp. (°C)			Time	Weather	Temp. (°C)	
			Air	Road				Air	Road
1st Round	08:14 - 09:38	Cloudy	12	9	1st Round	13:04 - 14:38	Sunny	19	17
2nd Round	10:00 - 12:00	Semcloudy	15	11	2nd Round	14:06 - 16:36	Sunny	21	19
					3rd Round	-			

Statistics										
		Time			Speed (km/h)			Competitors / Nations		
		Min	Max	Avg.	Max	Min	Avg.	in start list	started	with results
Qualification	1st Round	1:07.770	2:03.610	1:23.622	127,490	69,897	103,321	87/5	87/5	85/5
	2nd Round	1:02.500	1:58.700	1:21.179	138,240	72,789	106,431	87/5	86/5	85/5
RACE	1st Round	1:02.070	1:59.650	1:20.419	139,198	72,211	107,437	87/5	85/5	84/5
	2nd Round	1:01.310	1:59.140	1:20.729	140,923	72,520	107,024	87/5	84/5	83/5
	3rd Round							87/5	0/5	0/0

Race Director  FIRTL Stanislav sen. (CZE)	Sport Marshal IHA  BARTL Miroslav (CZE)	Main Timekeeper  ŠABÍK Ľuboš (SVK)
---	---	---


# LIQUI MOLY BERG CUP 2011

## LIQUI MOLY BERG CUP 2010



VI. Divácká 13, 17.9.2011

Diváky, 16. - 18. 9. 2011



Jury / Competition Management		Hill Data	
Chief of Competition	FIRTL Stanislav sen. (CZE)	Start Altitude	263 m
Race Director	FIRTL Stanislav sen. (CZE)	Finish Altitude	365 m
Vice chairman	ČERVENKOVÁ Alice (CZE)	Vertical Drop	102 m
Sport Marshal IHA	BARTL Miroslav (CZE)	Course Length	2400 m
Technical Marshal IHA	DANĚK Pavel (CZE)	Min course Width	6 m
		Count of right-hand bend	6
		Count of left-hand bend	7
		Hill Record	2009, BENEŠ Miloš Ralt RT23 F3000: 57.84



Rank	№	Driver Entrant	Country Bird	Car Class	Qualification				RACE				Diff. Prev.	TIME Speed (km/h)
					20 m	100 m	1150m	Time	20m	100m	1150m	Time		



### CLASS PredJazdci

1.	1002	VÁCHAL Ondřej Kocour Racing Team	CZ 1980	Formule KART PredJazdci	1.91 1.91	5.68 5.54	58.39 38.90	1:26.38 (57./1.) 1:23.45 (58./2.)	1.83 5.44	37.13 38.28	1:19.99 (47./1.) 1:22.82 (57./2.)	-DNS-	2:42.81 (44.) 106,136	
2.	1001	VÁCHAL Lukáš Vonka Racing	CZ 2011	Formule KART PredJazdci	2.05 1.89	6.22 5.65	48.15 38.08	1:37.01 (79./2.) 1:21.40 (49./1.)	1.89 5.44	36.93 36.83	1:29.52 (76./2.) 1:20.86 (47./1.)	-DNS-	+7,570 +7,570	2:50.38 (54.) 101,420
3.	1014	FTRONC Kamil	CZ 1980	Alfa Romeo P2 PredJazdci	2.86 2.36	8.54 7.36	58.39 52.98	- DNF - 1:54.74 (84./3.)	2.42 2.50	7.35 7.75	55.57 53.21	1:56.47 (83./3.) 1:54.75 (81./3.)	+68,410 +60,840	3:51.22 (66.) 74,734

### CLASS S1-1600

1.	799	PASZEK Przemysław Akuna Racing Team	PL 1984	Honda Civic S1-1600	2.89 2.62	7.30 6.83	40.32 38.72	1:26.38 (57./2.) 1:23.16 (56./1.)	2.54 2.52	6.71 6.75	38.19 37.94	1:22.12 (55./2.) 1:21.82 (51./1.)	-DNS-	2:43.94 (45.) 105,404
2.	777	ÁZSÓTH Ladislav DECAM Motorsport	CZ 1959	Citroen Saxo VTS S1-1600	2.51 2.53	6.85 6.86	39.67 38.84	1:25.64 (53./1.) 1:23.50 (59./2.)	2.60 2.56	6.94 6.88	38.10 38.17	1:21.84 (54./1.) 1:22.18 (53./2.)	+0,080 +0,080	2:44.02 (46.) 105,353

Rank	№	Driver Entrant	Country Bird	Car Class	Qualification				RACE				Diff. Prev.	TIME Speed (km/h)
					20 m	100 m	1150m	Time	20m	100m	1150m	Time		
3.	755	<b>MÁLEK Dan</b> Málek-Motorsport	CZ 1976	Škoda Felicia S1-1600	2.60 2.52	7.20 7.06	40.97 40.85	1:27.82 (64./3.) 1:26.49 (65./3.)	2.51 2.47	7.06 7.01	40.94 40.75	1:26.68 (69./4.) 1:26.41 (65./3.)	+9,150 +9,070	<b>2:53.09 (55.)</b> 99,832
4.	751	<b>KVASNIČKA Vladimír</b> Falco Motorsport	CZ 1954	Citroen Saxo VTS S1-1600	2.47 2.45	7.14 6.93	43.19 40.58	1:31.96 (72./4.) 1:27.94 (71./4.)	2.49 2.51	6.88 6.94	39.75 40.35	1:26.07 (66./3.) 1:27.44 (70./5.)	+9,570 +0,420	<b>2:53.51 (56.)</b> 99,591
5.	770	<b>MALEŇÁK Dušan</b> Automotoklub Masarykův okruh 1977	CZ	Škoda 136 GL S1-1600	2.66 2.28	8.13 6.85	48.97 42.31	1:41.46 (82./5.) 1:30.27 (77./5.)	2.31 2.30	6.85 6.85	41.58 40.55	1:28.81 (74./5.) 1:26.74 (66./4.)	+11,610 +2,040	<b>2:55.55 (59.)</b> 98,433

#### CLASS S1-2000

1.	737	<b>LOUBAL Lubomír</b> Vetcars	CZ 1982	VW Golf IV TDi S1-2000	2.55 3.52	7.37 6.50	36.96 35.33	1:20.87 (38./2.) 1:20.79 (47./4.)	2.55 2.49	6.62 6.49	35.35 35.33	1:17.56 (35./1.) 1:17.68 (34./1.)		<b>2:35.24 (32.)</b> 111,312
2.	718	<b>SATEK Jakub</b> Network24 Racing	CZ 1984	Honda Civic Type R S1-2000	2.94 2.71	7.15 6.77	38.36 36.65	1:23.32 (49./3.) 1:19.34 (38./1.)	2.64 2.51	6.68 6.51	36.48 36.09	1:18.67 (40./2.) 1:18.08 (35./2.)	+1,510 +1,510	<b>2:36.75 (35.)</b> 110,239
3.	710	<b>DANIEL Antonín</b> Kodecar	CZ 1957	Honda Civic Type R S1-2000	2.62 2.54	6.75 6.58	37.00 37.40	1:20.39 (33./1.) 1:20.57 (45./3.)	2.61 2.51	6.67 6.57	36.19 36.25	1:18.90 (42./3.) 1:18.90 (39./3.)	+2,560 +1,050	<b>2:37.80 (37.)</b> 109,506
4.	711	<b>WINTER Jaroslav</b> Kodecar	CZ 1959	Honda Civic Type R S1-2000	2.87 2.52	7.15 6.57	40.62 36.95	1:26.41 (59./6.) 1:20.01 (41./2.)	2.65 2.52	6.72 6.63	37.09 38.16	1:20.05 (48./4.) 1:21.48 (50./4.)	+6,290 +3,730	<b>2:41.53 (42.)</b> 106,977
5.	730	<b>ŠABÍK Martin</b> DECAM Motorsport	SK 1973	Ford Focus ST S1-2000	2.84 2.73	7.18 6.89	40.48 38.45	1:26.26 (56./5.) 1:22.92 (54./5.)	2.78 2.69	6.93 6.85	38.68 38.14	1:23.30 (57./5.) 1:22.28 (54./5.)	+10,340 +4,050	<b>2:45.58 (49.)</b> 104,360
6.	743	<b>CHAZELLE François</b> DKP Racing	FR 1973	Peugeot 205 GTi S1-2000	2.56 2.48	7.11 6.86	40.88 39.26	1:26.18 (55./4.) 1:23.15 (55./6.)	2.52 2.44	6.89 6.74	39.29 38.96	1:23.45 (59./6.) 1:22.82 (57./6.)	+11,030 +0,690	<b>2:46.27 (50.)</b> 103,927
	727	<b>MITÁNEK Petr</b> DKP Racing	CZ 1979	Opel Astra GSi S1-2000	2.50	6.54	58.76	- DNF - - DNS -				- DNS - - DNS - - DNS -		- DNF -

#### CLASS S1+2000/2WD

1.	656	<b>KLUKAN Radek</b> RRmotorsport	CZ 1973	BMW M3 S1+2000/2WD	2.49 2.40	6.86 6.88	40.52 39.97	1:26.55 (60./1.) 1:26.47 (64./2.)	2.43 2.38	7.03 6.80	39.59 38.78	1:23.60 (60./1.) 1:21.97 (52./1.)		<b>2:45.57 (48.)</b> 104,367
2.	659	<b>PROKŠ Robert</b> RRmotorsport	CZ 1968	BMW M3 S1+2000/2WD	2.77 2.68	7.21 6.93	40.12 38.50	1:28.33 (66./2.) 1:23.68 (60./1.)	2.69 2.45	6.90 6.69	38.46 38.45	1:23.74 (61./2.) 1:22.96 (60./2.)	+1,130 +1,130	<b>2:46.70 (51.)</b> 103,659

#### CLASS S1+2000/4WD

1.	5	<b>ŠUBERT Drahošlav</b> Liqui Moly Komvet Racing	CZ 1972	Mitsubishi Lancer Evo IX S1+2000/4WD	2.70 1.91	6.54 5.26	34.21 31.43	1:14.06 (9./1.) 1:10.03 (8./1.)	1.96 1.87	5.26 5.14	30.60 30.51	1:08.48 (7./1.) 1:08.19 (7./1.)		<b>2:16.67 (8.)</b> 126,436
2.	608	<b>HAVLIČEK Luboš</b> Šebrov	CZ 1978	Mitsubishi Lancer EVO 8 S1+2000/4WD	1.86 1.89	5.47 5.31	33.48 31.79	1:14.56 (11./2.) 1:11.64 (11./2.)	1.91 2.01	5.33 5.51	31.69 32.12	1:11.10 (10./2.) 1:11.69 (10./2.)	+6,120 +6,120	<b>2:22.79 (10.)</b> 121,017
3.	648	<b>STEHLÍK Karel</b> KV Motorsport Team	CZ 1980	Mitsubishi Lancer Evo IX S1+2000/4WD	2.62 1.99	6.67 5.85	35.57 35.11	1:16.46 (17./3.) 1:15.13 (18./3.)	1.83 1.85	5.48 5.45	33.30 32.58	1:12.81 (14./3.) 1:11.76 (11./3.)	+7,900 +1,780	<b>2:24.57 (12.)</b> 119,527
4.	626	<b>VAHANČÍK Peter</b> Badabing	SK 1985	Mitsubishi Lancer Evo VIII S1+2000/4WD	1.97 1.82	5.67 5.45	35.13 33.36	1:17.02 (19./4.) 1:16.92 (27./5.)	2.00 1.83	5.75 5.32	34.16 32.31	1:14.43 (19./4.) 1:11.96 (13./4.)	+9,720 +1,820	<b>2:26.39 (15.)</b> 118,041
5.	606	<b>HANUŠ Vladimír</b> VHWRC Autoservis Hanuš	SK 1976	Mitsubishi Lancer Evo X S1+2000/4WD	1.92 2.05	5.58 5.51	36.38 33.81	1:18.97 (26./5.) 1:15.85 (20./4.)	1.95 1.96	5.39 5.44	34.27 33.43	1:14.73 (20./5.) 1:13.58 (17./5.)	+11,640 +1,920	<b>2:28.31 (18.)</b> 116,513
6.	601	<b>ČEPIČKA Vlastimil</b> SELM Motor Racing team	CZ 1962	Mitsubishi Lancer Evo X S1+2000/4WD	2.22 1.93	5.99 5.52	37.05 35.48	1:20.19 (31./6.) 1:18.53 (34./6.)	2.10 1.95	5.71 5.59	35.36 34.44	1:17.13 (30./6.) 1:16.11 (25./6.)	+16,570 +4,930	<b>2:33.24 (26.)</b> 112,764

#### CLASS NA-2000

1.	555	<b>PILAŘ Rostislav</b> Steelmet Team	CZ 1960	Ford Escort RS2000 NA-2000	2.48 2.42	6.48 6.47	38.77 37.65	1:23.47 (50./1.) 1:21.48 (50./1.)	2.52 2.50	6.49 6.49	36.53 37.10	1:19.88 (46./1.) 1:20.60 (46./1.)		<b>2:40.48 (41.)</b> 107,677
2.	581	<b>PFEIFER Manuel</b> Pfeifer Motorsport Videos	AT 1988	Renault Megane NA-2000	2.72 2.91	7.27 7.47	40.51 40.75	1:28.40 (67./2.) 1:27.60 (67./2.)	2.69 2.61	7.10 7.20	42.00 40.88	1:29.21 (75./2.) 1:26.87 (67./2.)	+15,600 +15,600	<b>2:56.08 (60.)</b> 98,137
3.	550	<b>TOMKOVIČ Ondřej</b> AK - Tišnov	CZ 1981	Opel Astra OPC NA-2000	2.90 2.91	7.71 7.50	47.71 44.88	1:39.18 (81./3.) 1:34.37 (80./3.)	2.75 2.51	7.28 7.00	43.60 43.80	1:34.36 (80./3.) 1:33.04 (77./3.)	+26,920 +11,320	<b>3:07.40 (63.)</b> 92,209

#### CLASS E1-1150

1.	478	<b>ŠVOBODA Jiří</b> Klub Racing Team Znojmo IV v AČS	CZ 1954	Škoda 120 S E1-1150	2.27 2.28	6.54 6.55	40.41 41.11	1:28.12 (65./1.) 1:27.92 (70./1.)	2.23 2.27	6.42 6.49	39.73 39.83	1:24.91 (63./1.) 1:25.46 (63./1.)		<b>2:50.37 (53.)</b> 101,426
----	-----	---	------------	------------------------	--------------	--------------	----------------	--------------------------------------	--------------	--------------	----------------	--------------------------------------	--	---------------------------------

#### CLASS E1-1400

1.	420	<b>LACKNER Ronald</b> RL-Racing	AT 1990	Suzuki Swift Gti E1-1400	2.51 2.50	6.50 6.35	38.87 36.19	1:21.38 (40./2.) 1:17.12 (28./1.)	2.51 2.49	6.39 6.30	36.27 35.37	1:16.35 (25./1.) 1:15.74 (23./1.)		<b>2:32.09 (23.)</b> 113,617
----	-----	------------------------------------	------------	-----------------------------	--------------	--------------	----------------	--------------------------------------	--------------	--------------	----------------	--------------------------------------	--	---------------------------------

Rank	№	Driver Entrant	Country Bird	Car Class	Qualification				RACE				Diff. Prev.	TIME Speed (km/h)
					20 m	100 m	1150m	Time	20m	100m	1150m	Time		
2.	412	<b>ŠRAHŮLEK Petr</b> JP Motorsport	CZ 1973	Škoda 130 RS Evo I E1-1400	2.22 2.19	6.00 6.06	36.05 35.01	1:19.03 (27./1.) 1:17.18 (30./2.)	2.23 2.19	6.12 5.98	35.74 35.22	1:18.31 (37./2.) 1:17.06 (30./2.)	+3,280 +3,280	<b>2:35.37 (33.)</b> 111,218
3.	400	<b>STEJSKAL Bronislav</b> Czech-Pro Racing Team	CZ 1977	Škoda Felicia Kit Car E1-1400	2.69 2.50	6.87 6.72	39.77 38.53	1:23.84 (52./3.) 1:22.01 (52./3.)	2.57 2.55	6.72 6.64	38.38 38.24	1:21.16 (52./3.) 1:21.00 (48./3.)	+10,070 +6,790	<b>2:42.16 (43.)</b> 106,561
4.	415	<b>KRUPKA Ladislav</b> Škodamotorsport k.r.k.	CZ 1980	Škoda Favorit E1-1400	2.45 2.34	6.92 6.63	45.14 42.54	1:35.60 (75./4.) 1:30.89 (78./5.)	2.37 2.36	6.75 6.71	41.22 40.86	1:28.74 (73./4.) 1:28.10 (73./4.)	+24,750 +14,680	<b>2:56.84 (61.)</b> 97,715
5.	444	<b>POKORNÝ Milan</b> Hillclimb Racing Team	SK 1994	Škoda Fabia E1-1400	2.73 2.65	7.40 7.26	45.02 42.62	1:35.78 (77./5.) 1:30.22 (76./4.)	2.72 2.64	7.30 7.23	42.15 41.78	1:29.64 (77./5.) 1:28.94 (74./5.)	+26,490 +1,740	<b>2:58.58 (62.)</b> 96,763
<b>CLASS E1-1600</b>														
1.	431	<b>ZIMÁK Martin</b> Steelmet team	CZ 1989	vw Golf I EVO II E1-1600	2.25 2.22	5.86 5.77	35.57 34.96	1:16.19 (16./2.) 1:15.02 (17./2.)	2.28 2.22	5.87 5.77	33.91 33.80	1:13.15 (15./2.) 1:12.35 (15./1.)		<b>2:25.50 (13.)</b> 118,763
2.	317	<b>STANĚK Vojtěch</b> Liqui Moly Komvet Racing	CZ 1974	Peugeot 106 Maxi E1-1600	2.54 2.68	6.36 6.74	35.28 35.32	1:16.73 (18./3.) 1:16.43 (24./3.)	2.45 2.41	6.20 7.23	34.19 35.12	1:13.64 (16./3.) 1:14.04 (18./2.)	+2,180 +2,180	<b>2:27.68 (16.)</b> 117,010
3.	302	<b>NĚMEC Zdeněk</b> Kovosteel Novitech Sudoměřice1972	CZ 1972	VW Golf I E1-1600	2.30 2.22	5.85 5.75	34.11 33.79	1:14.34 (10./1.) 1:13.06 (13./1.)	2.30 2.38	5.84 5.99	33.11 34.64	1:12.65 (13./1.) 1:15.11 (21./3.)	+2,260 +0,080	<b>2:27.76 (17.)</b> 116,946
4.	300	<b>PRUSEK Erich jr.</b> EP Racing	CZ 1982	Honda Civic E1-1600	2.66 2.59	6.82 6.72	38.72 37.41	1:21.82 (41./5.) 1:20.75 (46./4.)	2.72 2.75	6.91 6.83	37.80 36.39	1:20.65 (49./4.) 1:18.41 (37./4.)	+13,560 +11,300	<b>2:39.06 (39.)</b> 108,638
5.	381	<b>MACEK Vojtěch</b> Motokáry Bruntál	CZ 1946	Škoda 1500 R E1-1600	2.25 2.20	6.37 6.31	37.53 37.06	1:20.60 (36./4.) - DNF -	2.16 2.18	6.27 6.25	38.13 36.89	1:20.66 (50./5.) 1:19.28 (42./5.)	+14,440 +0,880	<b>2:39.94 (40.)</b> 108,041
<b>CLASS E1-2000</b>														
1.	229	<b>BOHÁČ Milan</b> Renault Chrudim Boháč Milan	CZ 1957	Renault Clio Sport E1-2000	2.44 2.34	6.07 6.01	35.39 34.11	1:17.38 (22./2.) 1:14.77 (16./1.)	2.45 2.40	6.14 6.11	34.61 33.22	1:15.53 (22./2.) 1:13.46 (16./1.)		<b>2:28.99 (19.)</b> 115,981
2.	299	<b>FIRTL Stanislav jr.</b> Berg-Trophy Team	CZ 1991	Škoda Octavia TDi E1-2000	2.73 3.11	6.77 6.79	35.98 35.88	1:17.96 (25./3.) 1:16.81 (26./3.)	2.71 2.64	6.64 6.56	35.05 34.76	1:16.35 (25./3.) 1:16.11 (25./2.)	+3,470 +3,470	<b>2:32.46 (25.)</b> 113,341
3.	214	<b>ŠIMONÍK Richard</b> Kovosteel Novitech	CZ 1976	Peugeot 205 E1-2000	2.58 2.53	6.75 6.63	37.46 35.92	1:19.75 (30./4.) 1:20.01 (41./5.)	2.60 2.52	6.60 6.55	35.65 35.41	1:17.32 (32./4.) 1:16.49 (27./3.)	+4,820 +1,350	<b>2:33.81 (27.)</b> 112,346
4.	222	<b>BALÍK Petr</b> B&B Elektro Racing Team	CZ 1989	BMW E36 320iS E1-2000	2.47 2.48	6.75 6.70	38.63 37.36	1:22.37 (47./6.) 1:22.51 (53./6.)	2.29 2.32	6.28 6.34	36.03 35.59	1:17.41 (34./5.) 1:16.59 (28./4.)	+5,010 +0,190	<b>2:34.00 (28.)</b> 112,208
5.	200	<b>FIBICH Václav</b> Fibich přeprava osob	CZ 1983	Opel Corsa B E1-2000	2.46 2.45	6.24 6.40	36.76 36.27	1:20.57 (35./5.) 1:19.47 (39./4.)	2.38 2.47	6.25 6.19	35.65 35.50	1:18.67 (40./6.) 1:17.16 (31./5.)	+6,840 +1,830	<b>2:35.83 (34.)</b> 110,890
6.	235	<b>ZEMÁNEK Jaroslav</b> Kuřim	CZ 1984	Fiat Punto E1-2000	2.55 2.50	6.83 6.66	40.92 39.06	1:32.42 (73./8.) 1:23.78 (61./7.)	2.55 2.44	6.62 6.60	38.81 38.08	1:23.41 (58./7.) 1:21.07 (49./6.)	+15,490 +8,650	<b>2:44.48 (47.)</b> 105,058
7.	287	<b>ŠPUNDA Michal</b> Lukovany	CZ 1987	BMW E36 320i E1-2000	2.68 2.84	7.06 7.17	41.96 41.35	1:30.63 (70./7.) 1:28.19 (72./8.)	2.58 2.67	7.01 7.06	40.21 40.76	1:26.56 (67./8.) 1:27.49 (71./7.)	+25,060 +9,570	<b>2:54.05 (57.)</b> 99,282
8.	238	<b>ŠTĚPÁNEK Milan</b> Štěpa Racing Team	CZ 1952	BMW 318iS E1-2000	2.55 2.46	7.27 7.18	45.10 44.48	1:36.32 (78./9.) 1:35.14 (81./9.)	2.50 2.47	7.26 7.25	44.85 44.53	1:35.39 (81./9.) 1:35.83 (78./8.)	+42,230 +17,170	<b>3:11.22 (64.)</b> 90,367
9.	234	<b>NEVESELÝ Radek</b> Nevik-racer	CZ 1981	VW Golf II E1-2000	2.53 2.56	6.57 6.32	35.46 34.96	1:17.07 (20./1.) 1:15.90 (21./2.)	2.44 49.96	6.11 1:18.23	34.02 1:59.14	1:14.10 (18./1.) 1:59.14 (83./9.)	+44,250 +2,020	<b>3:13.24 (65.)</b> 89,422
<b>CLASS E1+2000/2WD</b>														
1.	161	<b>JUHÁS Martin</b> RaI slovakia	SK 1980	BMW M3 E1+2000/2WD	2.38 2.32	6.21 6.13	35.65 34.80	1:17.67 (24./1.) 1:16.44 (25./1.)	2.43 2.35	6.25 6.14	34.50 33.81	1:16.05 (24./1.) 1:14.04 (18./1.)		<b>2:30.09 (21.)</b> 115,131
2.	151	<b>DVOŘÁK Vojtěch</b> Šenkýř Motorsport	CZ 1979	BMW 336i E1+2000/2WD	2.51 2.42	6.73 6.50	37.11 35.59	1:20.30 (32./2.) 1:17.94 (32./2.)	2.56 2.51	7.16 7.87	36.63 37.69	1:18.22 (36./2.) 1:19.68 (44./2.)	+7,810 +7,810	<b>2:37.90 (38.)</b> 109,436
3.	181	<b>NOVOTNÝ David</b> DMN Racing Team	CZ 1983	Škoda Favorit E1+2000/2WD	2.50 3.12	6.93 7.56	41.85 41.77	1:29.76 (68./3.) 1:29.89 (75./4.)	2.63 2.45	6.87 6.49	40.28 39.12	1:25.62 (65./3.) 1:24.74 (62./3.)	+20,270 +12,460	<b>2:50.36 (52.)</b> 101,432
4.	156	<b>HOVORKA Michal</b> Kocour Racing Team	CZ 1984	Fiat Uno Turbo E1+2000/2WD	2.82 2.63	7.55 7.25	41.55 40.71	1:30.12 (69./4.) 1:28.27 (73./3.)	2.81 2.69	7.49 7.34	40.35 40.05	1:27.69 (71./4.) 1:26.91 (68./4.)	+24,510 +4,240	<b>2:54.60 (58.)</b> 98,969
<b>CLASS E1+2000/4WD</b>														
1.	3	<b>ŠPALEK Jiří</b> Liqui Moly Komvet Racing	CZ 1972	Mitsubishi Lancer WRC 05 E1+2000/4WD	1.79 2.47	5.08 5.92	31.21 31.63	1:09.69 (5./1.) 1:10.66 (10./2.)	1.80 1.86	4.97 5.42	29.86 31.50	1:07.61 (6./1.) 1:08.45 (8./2.)		<b>2:16.06 (6.)</b> 127,003
2.	4	<b>ZEMAN Martin</b> Liqui Moly Komvet Racing	CZ 1974	Mitsubishi Lancer Evo VI E1+2000/4WD	2.08 1.84	5.68 5.05	33.07 30.35	1:12.58 (8./2.) 1:07.92 (6./1.)	2.05 1.86	5.42 5.04	30.14 30.07	1:08.49 (8./2.) 1:07.72 (6./1.)	+0,150 +0,150	<b>2:16.21 (7.)</b> 126,863



Rank	No	Driver Entrant	Country Bird	Car Class	Qualification				RACE				Diff. Prev.	TIME Speed (km/h)
					20 m	100 m	1150m	Time	20m	100m	1150m	Time		
3.	111	<b>ČIKOR Radomir</b> Max Motorsport	SK 1971	Mitsubishi Lancer Evolution E1+2000/4WD	2.00 2.05	5.91 5.80	37.53 35.11	1:19.69 (29./4.) 1:16.19 (23./3.)	2.06 2.13	5.75 5.81	35.02 34.66	1:16.44 (27./4.) 1:15.13 (22./3.)	+15,510 +15,360	<b>2:31.57 (22.)</b> 114,007
4.	120	<b>DOSEDĚL Dušan</b> DK Mont	CZ 1972	Subaru impreza WRX STI N14 E1+2000/4WD	2.52 2.23	6.58 5.89	37.70 35.60	1:22.20 (46./7.) 1:18.20 (33./6.)	2.17 2.17	5.81 5.68	34.98 35.14	1:16.04 (23./3.) 1:16.09 (24./4.)	+16,070 +0,560	<b>2:32.13 (24.)</b> 113,587
5.	112	<b>CICHÁ Veronika</b> KV Motosport	CZ 1987	Mitsubishi Lancer EVO IV E1+2000/4WD	1.89 2.01	5.70 5.79	34.98 34.80	1:17.16 (21./3.) 1:17.24 (31./5.)	2.01 1.87	5.82 5.53	34.16 34.62	1:16.81 (28./5.) 1:17.53 (32./5.)	+18,280 +2,210	<b>2:34.34 (29.)</b> 111,961
6.	125	<b>KYSUCKÝ Maros</b> Fuchs Racing Kysucky	SK 1973	Seat Leon E1+2000/4WD	2.08 2.08	5.90 5.88	38.74 37.28	1:21.94 (43./6.) 1:19.94 (40./7.)	2.14 2.19	5.89 6.04	35.58 35.36	1:17.40 (33./7.) 1:17.61 (33./6.)	+18,950 +0,670	<b>2:35.01 (30.)</b> 111,477
	135	<b>LUPAČ Oldřich</b> ARC Kyjov	CZ 1984	Mitsubishi Lancer Evo 8 E1+2000/4WD	2.18 2.08	6.09 5.64	37.87 35.21	1:20.56 (34./5.) 1:17.17 (29./4.)	2.04 1.93	5.56 5.43	34.81 34.19	1:17.07 (29./6.) - DNF -	- DNF - - DNF -	<b>- DNF -</b>

#### CLASS E2SH

1.	6	<b>RYBNÍČEK Marek</b> Liqui Moly Komvet Racing	CZ 1980	Mitsubishi Eclipse Evo 650 E2SH	1.94 1.82	5.28 4.97	31.45 30.34	1:09.09 (4./1.) 1:07.59 (5./1.)	1.78 1.83	4.93 4.96	29.06 29.00	1:05.55 (3./1.) 1:05.37 (3./1.)		<b>2:10.92 (3.)</b> 131,989
2.	75	<b>KOLBÁBEK Radek</b> Steelmet Team	CZ 1973	Ford Sierra 4000 E2SH	1.79 1.79	5.36 5.31	34.46 33.58	1:15.36 (14./2.) 1:12.84 (12./2.)	1.84 1.87	5.35 5.39	33.30 33.32	1:12.39 (12./2.) 1:11.91 (12./2.)	+13,380 +13,380	<b>2:24.30 (11.)</b> 119,751

#### CLASS E2/C-1600

1.	44	<b>KRAKOVIČ Radek</b> Kovosteel Novitech Sudoměřice	CZ 1986	FIKS 09RK E2/C-1600	2.00 2.12	5.46 5.53	32.93 32.12	1:12.30 (7./1.) 1:10.48 (9./1.)	2.14 2.18	5.47 5.62	31.75 31.87	1:09.82 (9./1.) 1:09.64 (9./1.)		<b>2:19.46 (9.)</b> 123,906
2.	49	<b>RYŠ Aleš</b> Haviřov	CZ 1962	Jema 630 GT E2/C-1600	2.24 2.18	5.77 5.65	34.67 34.23	1:14.77 (13./2.) 1:14.02 (15./3.)	2.28 2.18	5.90 5.63	34.59 33.23	1:13.76 (17./3.) 1:12.28 (14./2.)	+6,580 +6,580	<b>2:26.04 (14.)</b> 118,324
3.	45	<b>PIEKARZ Antonín</b> DKP Racing	CZ 1957	Jema 630 GT E2/C-1600	2.32 2.15	5.90 5.63	34.66 32.99	1:15.64 (15./3.) 1:13.30 (14./2.)	2.12 2.18	5.58 5.74	32.79 37.29	1:12.30 (11./2.) 1:22.84 (59./4.)	+15,680 +9,100	<b>2:35.14 (31.)</b> 111,383
4.	46	<b>STEC Irena</b> Polonia Racing Team	PL 1983	Intech Suzuki GSXR 1000 E2/C-1600	1.94 1.94	5.66 5.55	38.44 36.12	1:23.48 (51./4.) 1:18.69 (35./4.)	1.92 1.93	5.54 5.76	35.69 36.64	1:18.49 (38./4.) 1:19.08 (40./3.)	+18,110 +2,430	<b>2:37.57 (36.)</b> 109,666

#### CLASS E2/C-2000

1.	21	<b>TRNKA Jakub</b> Kovosteel Novitech Sudoměřice	CZ 1982	Norma M20F E2/C-2000	1.93 2.18	5.28 5.50	31.79 30.83	1:10.45 (6./2.) 1:07.47 (4./2.)	1.98 2.01	5.12 5.20	29.60 29.56	1:05.70 (4./1.) 1:05.55 (4./1.)		<b>2:11.25 (4.)</b> 131,657
2.	7	<b>NOVICKÝ Michal</b> Kovosteel Novitech Sudoměřice	CZ 1977	Reynard 032 F3 E2/C-2000	1.81 1.85	5.14 5.02	31.21 30.06	1:07.99 (2./1.) 1:06.91 (3./1.)	1.81 1.97	4.99 5.14	30.05 30.00	1:06.45 (5./2.) 1:06.04 (5./2.)	+1,240 +1,240	<b>2:12.49 (5.)</b> 130,425
	28	<b>STEC Robert</b> Polonia Racing Team	PL 1973	Dallara 394 F3 E2/C-2000	2.41 2.07	6.68 5.71	36.96 33.78	1:19.61 (28./3.) 1:15.62 (19./3.)	1.95	5.53		- DNF - - DNF - - DNF -		<b>- DNF -</b>

#### CLASS E2/C+2000

1.	2	<b>KOMÁREK David</b> Liqui Moly Komvet Racing	CZ 1975	Norma M20F E2/C+2000	1.78 1.90	4.88 5.18	30.48 28.52	1:08.87 (3./2.) 1:02.50 (1./1.)	1.91 1.88	4.94 4.92	27.92 27.59	1:02.07 (1./1.) 1:01.31 (1./1.)		<b>2:03.38 (1.)</b> 140,055
2.	1	<b>MLEJNEK Aleš</b> Steelmet Team	CZ 1967	Formule Lotus E2/C+2000	1.91 1.90	5.13 5.09	30.46 30.17	1:07.77 (1./1.) 1:06.35 (2./2.)	1.91 1.90	5.16 5.01	29.74 29.50	1:05.23 (2./2.) 1:04.75 (2./2.)	+6,600 +6,600	<b>2:09.98 (2.)</b> 132,944
3.	16	<b>MADRIAN Ferdinand</b> Racecompact.com	AT 1960	KTM X Bow E2/C+2000	2.27 2.16	6.48 5.95	36.71 35.58	1:17.60 (23./4.) 1:15.97 (22./4.)	2.25 2.17	5.96 5.82	34.83 33.88	1:14.85 (21./3.) 1:14.52 (20./3.)	+25,990 +19,390	<b>2:29.37 (20.)</b> 115,686
	10	<b>ZMEŠKAL Miloš</b> Zmeškal Motorsport	CZ 1957	Reynard 97D F3000 E2/C+2000	1.80 1.80	5.08 5.04	33.72 31.43	1:14.63 (12./3.) 1:09.45 (7./3.)				- DNF - - DNF - - DNF -		<b>- DNF -</b>



#### CLASS HA1-1300

1.	950	<b>MATUŠEK Lukáš</b> R9 Team	CZ 1986	Škoda 130 RS HA1-1300	2.21 2.15	6.47 6.30	40.08 38.85	1:26.05 (54./1.) 1:23.36 (57./1.)	2.10 2.09	6.22 6.21	38.13 38.69	1:22.46 (56./1.) 1:23.00 (61./1.)		<b>2:45.46 (8.)</b> 104,436
2.	969	<b>ZELENÝ Milan</b> Historic Racing Club Jihlava	CZ 1984	Škoda 130 L HA1-1300	2.82 2.26	7.46 6.55	45.05 40.84	1:35.64 (76./4.) 1:27.89 (68./2.)	2.26 2.30	6.60 6.60	40.64 40.09	1:26.66 (68./3.) 1:25.90 (64./2.)	+7,100 +7,100	<b>2:52.56 (10.)</b> 100,139
3.	999	<b>PLEVA Leopold</b> AMK Vrbno pod Pradědem	CZ 1947	Škoda 100 HA1-1300	2.62 2.33	7.22 6.85	42.91 42.01	1:31.83 (71./3.) 1:29.71 (74./4.)	2.38 2.40	6.82 6.75	41.10 40.70	1:28.20 (72./4.) 1:27.43 (69./3.)	+10,170 +3,070	<b>2:55.63 (12.)</b> 98,389
4.	989	<b>KUBÍČEK Jiří</b> AMK Jesenný	CZ 1989	Škoda 100 HA1-1300	2.42 2.37	7.13 6.91	41.29 41.37	1:26.67 (61./2.) 1:27.89 (68./2.)	2.34 2.50	6.77 7.11	40.15 42.44	1:25.20 (64./2.) 1:30.83 (76./4.)	+10,570 +0,400	<b>2:56.03 (13.)</b> 98,165

Rank	№	Driver Entrant	Country Bird	Car Class	Qualification				RACE				Diff. Prev.	TIME Speed (km/h)
					20 m	100 m	1150m	Time	20m	100m	1150m	Time		
5.	995	<b>KADLEČEK Jiří</b> Slopné	CZ 1958	Škoda 130 HA1-1300	3.18 2.95	8.92 8.35	52.79 49.41	1:49.18 (84./5.) 1:41.01 (83./5.)	2.85 3.04	8.14 8.48	47.95 48.92	1:41.19 (82./5.) 1:40.16 (80./5.)	+35,890 +25,320	<b>3:21.35 (16.)</b> 85,821
6.	990	<b>MARČÁK Pavel</b> HM motorsport	CZ 1982	Fiat 126 HA1-1300	2.97 2.90	9.22 9.10	59.80 57.61	2:03.61 (85./6.) 1:58.70 (85./6.)	2.89 2.95	9.13 9.22	57.88 58.29	1:59.65 (84./6.) 1:59.09 (82./6.)	+73,280 +37,390	<b>3:58.74 (17.)</b> 72,380

**CLASS HA1-2000**

1.	903	<b>NĚMEC Petr</b> Kovosteel Novitech Sudoměřice	CZ 1968	Lada 2105 VFTS HA1-2000	2.44 2.23	6.47 6.10	38.45 36.62	1:21.16 (39./2.) 1:18.71 (36./1.)	2.17 2.17	5.99 6.02	35.70 35.61	1:17.30 (31./1.) 1:17.02 (29./1.)		<b>2:34.32 (1.)</b> 111,975
2.	940	<b>JANÁK Jaroslav</b> Fastcar.cz	CZ 1984	VW Golf GTI HA1-2000	2.31 2.37	6.43 6.39	37.41 37.18	1:20.75 (37./1.) 1:21.74 (51./4.)	2.41 2.40	6.45 6.44	36.27 36.51	1:19.18 (43./2.) 1:18.58 (38./2.)	+3,440 +3,440	<b>2:37.76 (3.)</b> 109,533
3.	912	<b>DUDEK Grzegorz</b> Dudek Auto Sport	PL 1972	VW Golf I HA1-2000	2.50 2.44	6.86 6.76	38.91 37.60	1:22.68 (48./4.) 1:20.17 (44./2.)	2.38 2.40	6.54 6.70	37.34 37.65	1:19.32 (44./3.) 1:20.02 (45./4.)	+5,020 +1,580	<b>2:39.34 (5.)</b> 108,447
4.	909	<b>KOZMANN Ladislav</b> Sport Line Racing Team Bratislava	SK 1966	VW Scirocco HA1-2000	2.52 2.59	6.70 6.73	37.83 37.36	1:22.19 (45./3.) 1:20.79 (47./3.)	2.53 2.43	6.63 6.46	37.10 36.79	1:20.71 (51./4.) 1:19.63 (43./3.)	+6,020 +1,000	<b>2:40.34 (6.)</b> 107,771
5.	904	<b>RAŠKA Stanislav</b> Raška Racing Team	CZ 1969	VW Golf GTI HA1-2000	2.90 2.80	7.67 7.42	43.60 42.31	1:34.15 (74./5.) 1:31.35 (79./5.)	2.59 2.72	7.14 7.31	42.29 42.04	1:31.06 (78./5.) 1:29.68 (75./5.)	+26,420 +20,400	<b>3:00.74 (14.)</b> 95,607

**CLASS HA1+2000**

1.	850	<b>JELÍNEK Libor</b> Auto Jelínek	CZ 1949	BMW 3.5 CSL HA1+2000	2.33 2.35	6.45 6.73	36.98 36.13	1:21.82 (41./1.) 1:19.32 (37./1.)	2.28 2.24	6.55 6.53	36.18 36.51	1:19.70 (45./1.) 1:19.19 (41./1.)		<b>2:38.89 (4.)</b> 108,754
2.	868	<b>MATĚJKA Miroslav</b> Mmotorsport	CZ 1971	Lancia Delta HF Integrale HA1+2000	2.57 2.42	6.80 6.50	40.67 39.65	1:26.87 (63./3.) 1:25.12 (63./3.)	2.63 2.53	6.82 6.67	37.87 38.40	1:21.73 (53./2.) 1:22.61 (56./3.)	+5,450 +5,450	<b>2:44.34 (7.)</b> 105,148
3.	875	<b>DĚDEK David</b> 2D&S Motorsport	CZ 1974	ALFA ROMEO 3.0 V6 HA1+2000	2.54 2.42	6.90 6.77	39.23 38.14	1:26.72 (62./2.) 1:24.08 (62./2.)	2.47 2.50	6.72 6.78	38.42 37.73	1:24.06 (62./3.) 1:22.31 (55./2.)	+7,480 +2,030	<b>2:46.37 (9.)</b> 103,865
4.	899	<b>ONDREJKA Ján</b> JOSK Racing Team	SK 1953	Škoda 200 RS HA1+2000	2.30 2.18	7.20 6.35	47.10 40.08	1:38.75 (80./4.) 1:26.87 (66./4.)	2.03 2.04	6.11 6.05	39.53 40.48	1:26.83 (70./4.) 1:28.07 (72./4.)	+16,010 +8,530	<b>2:54.90 (11.)</b> 98,799

**CLASS HA2**



1.	800	<b>RÝZEK Milan</b> Steelmet Team	SK 1985	Formule Van Diemen HA2	2.16 2.09	6.08 5.96	38.68 37.24	1:22.17 (44./1.) 1:20.03 (43./1.)	2.00 2.08	5.89 5.96	36.97 36.72	1:18.49 (38./1.) 1:18.10 (36./1.)		<b>2:36.59 (2.)</b> 110,352
2.	809	<b>PARČ Milan</b> Milan Parč	CZ 1942	Formule Škoda MTX 1-01 HA2	2.67 2.34	8.05 6.80	48.71 44.02	1:43.28 (83./2.) 1:35.86 (82./2.)	2.30 2.27	6.62 6.92	43.13 45.96	1:31.94 (79./2.) 1:35.90 (79./2.)	+31,250 +31,250	<b>3:07.84 (15.)</b> 91,993

**Competition / Weather Information**

Qualification					RACE				
	Time	Weather	Temp. (°C)			Time	Weather	Temp. (°C)	
			Air	Road				Air	Road
1st Round	08:14 - 09:38	Cloudy	12	9	1st Round	13:04 - 14:38	Sunny	19	17
2nd Round	10:00 - 12:00	Semicyludy	15	11	2nd Round	14:06 - 16:36	Sunny	21	19
					3rd Round	-			

**Statistics**

		Time			Speed (km/h)			Competitors / Nations		
		Min	Max	Avg.	Max	Min	Avg.	in start list	started	with results
Qualification	1st Round	1:07.770	2:03.610	1:23.622	127,490	69,897	103,321	87/5	87/5	85/5
	2nd Round	1:02.500	1:58.700	1:21.179	138,240	72,789	106,431	87/5	86/5	85/5
RACE	1st Round	1:02.070	1:59.650	1:20.419	139,198	72,211	107,437	87/5	85/5	84/5
	2nd Round	1:01.310	1:59.140	1:20.729	140,923	72,520	107,024	87/5	84/5	83/5
	3rd Round							87/5	0/5	0/0


Race Director	Sport Marshal IHA	Main Timekeeper
FIRTL Stanislav sen. (CZE)	 BARTL Miroslav (CZE)	 ŠABÍK L'uboš (SVK)

# LIQUI MOLY BERG CUP 2011

## LIQUI MOLY BERG CUP 2010

VI. Divácká 13, 17.9.2011

Diváky, 16. - 18. 9. 2011



Jury / Competition Management		Hill Data	
Chief of Competition	FIRTL Stanislav sen. (CZE)	Start Altitude	263 m
Race Director	FIRTL Stanislav sen. (CZE)	Finish Altitude	365 m
Vice chairman	ČERVENKOVÁ Alice (CZE)	Vertical Drop	102 m
Sport Marshal IHA	BARTL Miroslav (CZE)	Course Length	2400 m
Technical Marshal IHA	DANĚK Pavel (CZE)	Min course Width	6 m
		Count of right-hand bend	6
		Count of left-hand bend	7
		Hill Record	2009, BENEŠ Miloš Ralt RT23 F3000: 57.84



Rank	№	Driver Entrant	Country Bird	Car Class	Qualification				RACE				Diff. Prev.	TIME Speed (km/h)
					20 m	100 m	1150m	Time	20m	100m	1150m	Time		

### Berg Cup Actual Cars

#### GROUP Fiat 126

1.	1002	VÁCHAL Ondřej Kocour Racing Team	CZ 1980	Formule KART PredJazdci	1.91 1.91	9.22 5.54	58.39 38.90	1:26.38 (57./1.) 1:23.45 (58./2.)	1.83 5.44	37.13 38.28	1:19.99 (47./1.) 1:22.82 (57./2.)	-DNS-	2:42.81 (44.) 106,136	
2.	1001	VÁCHAL Lukáš Vonka Racing	CZ 2011	Formule KART PredJazdci	2.05 1.89	9.22 5.65	48.15 38.08	1:37.01 (79./2.) 1:21.40 (49./1.)	1.89 5.44	36.93 36.83	1:29.52 (76./2.) 1:20.86 (47./1.)	+7,570 -DNS-	2:50.38 (54.) 101,420	
3.	1014	FTRONC Kamil	CZ 1980	Alfa Romeo P2 PredJazdci	2.86 2.36	9.22 7.36	58.39 52.98	- DNF - 1:54.74 (84./3.)	2.42 2.50	7.35 7.75	55.57 53.21	1:56.47 (83./3.) 1:54.75 (81./3.)	+68,410 +60,840	3:51.22 (66.) 74,734

#### GROUP S1

1.	5	ŠUBERT Drahošlav Liqui Moly Komvet Racing	CZ 1972	Mitsubishi Lancer Evo IX S1+2000/4WD	2.70 1.91	9.22 5.26	34.21 31.43	1:14.06 (9./1.) 1:10.03 (8./1.)	1.96 1.87	5.26 5.14	30.60 30.51	1:08.48 (7./1.) 1:08.19 (7./1.)	-DNS-	2:16.67 (8.) 126,436
2.	608	HAVLÍČEK Luboš Šebrov	CZ 1978	Mitsubishi Lancer EVO 8 S1+2000/4WD	1.86 1.89	9.22 5.31	33.48 31.79	1:14.56 (11./2.) 1:11.64 (11./2.)	1.91 2.01	5.33 5.51	31.69 32.12	1:11.10 (10./2.) 1:11.69 (10./2.)	+6,120 -DNS-	2:22.79 (10.) 121,017
3.	648	STEHLÍK Karel KV Motorsport Team	CZ 1980	Mitsubishi Lancer Evo IX S1+2000/4WD	2.62 1.99	9.22 5.85	35.57 35.11	1:16.46 (17./3.) 1:15.13 (18./3.)	1.83 1.85	5.48 5.45	33.30 32.58	1:12.81 (14./3.) 1:11.76 (11./3.)	+7,900 +1,780	2:24.57 (12.) 119,527

Rank	No	Driver Entrant	Country Bird	Car Class	Qualification				RACE				Diff. Prev.	TIME Speed (km/h)
					20 m	100 m	1150m	Time	20m	100m	1150m	Time		
4.	626	<b>VAHANČIK Peter</b> Badabing	SK 1985	Mitsubishi Lancer Evo VIII S1+2000/4WD	1.97 1.82	9.22 5.45	35.13 33.36	1:17.02 (19./4.) 1:16.92 (27./5.)	2.00 1.83	5.75 5.32	34.16 32.31	1:14.43 (19./4.) 1:11.96 (13./4.)	+9,720 +1,820	<b>2:26.39 (15.)</b> 118,041
5.	606	<b>HANUŠ Vladimír</b> VHWRC Autoservis Hanuš	SK 1976	Mitsubishi Lancer Evo X S1+2000/4WD	1.92 2.05	9.22 5.51	36.38 33.81	1:18.97 (26./5.) 1:15.85 (20./4.)	1.95 1.96	5.39 5.44	34.27 33.43	1:14.73 (20./5.) 1:13.58 (17./5.)	+11,640 +1,920	<b>2:28.31 (18.)</b> 116,513
6.	601	<b>ČEPIČKA Vlastimil</b> SELM Motor Racing team	CZ 1962	Mitsubishi Lancer Evo X S1+2000/4WD	2.22 1.93	9.22 5.52	37.05 35.48	1:20.19 (31./6.) 1:18.53 (34./6.)	2.10 1.95	5.71 5.59	35.36 34.44	1:17.13 (30./6.) 1:16.11 (25./6.)	+16,570 +4,930	<b>2:33.24 (26.)</b> 112,764
7.	737	<b>LOUBAL Lubomír</b> Vetcars	CZ 1982	VW Golf IV TDi S1-2000	2.55 3.52	9.22 6.50	36.96 35.33	1:20.87 (38./2.) 1:20.79 (47./4.)	2.55 2.49	6.62 6.49	35.35 35.33	1:17.56 (35./1.) 1:17.68 (34./1.)	+18,570 +2,000	<b>2:35.24 (32.)</b> 111,312
8.	718	<b>SATEK Jakub</b> Network24 Racing	CZ 1984	Honda Civic Type R S1-2000	2.94 2.71	9.22 6.77	38.36 36.65	1:23.32 (49./3.) 1:19.34 (38./1.)	2.64 2.51	6.68 6.51	36.48 36.09	1:18.67 (40./2.) 1:18.08 (35./2.)	+20,080 +1,510	<b>2:36.75 (35.)</b> 110,239
9.	710	<b>DANIEL Antonín</b> Kodecar	CZ 1957	Honda Civic Type R S1-2000	2.62 2.54	9.22 6.58	37.00 37.40	1:20.39 (33./1.) 1:20.57 (45./3.)	2.61 2.51	6.67 6.57	36.19 36.25	1:18.90 (42./3.) 1:18.90 (39./3.)	+21,130 +1,050	<b>2:37.80 (37.)</b> 109,506
10.	711	<b>WINTER Jaroslav</b> Kodecar	CZ 1959	Honda Civic Type R S1-2000	2.87 2.52	9.22 6.57	40.62 36.95	1:26.41 (59./6.) 1:20.01 (41./2.)	2.65 2.52	6.72 6.63	37.09 38.16	1:20.05 (48./4.) 1:21.48 (50./4.)	+24,860 +3,730	<b>2:41.53 (42.)</b> 106,977
11.	799	<b>PASZEK Przemysław</b> Akuna Racing Team	PL 1984	Honda Civic S1-1600	2.89 2.62	9.22 6.83	40.32 38.72	1:26.38 (57./2.) 1:23.16 (56./1.)	2.54 2.52	6.71 6.75	38.19 37.94	1:22.12 (55./2.) 1:21.82 (51./1.)	+27,270 +2,410	<b>2:43.94 (45.)</b> 105,404
12.	777	<b>ÁZSÓTH Ladislav</b> DECAM Motorsport	CZ 1959	Citroen Saxo VTS S1-1600	2.51 2.53	9.22 6.86	39.67 38.84	1:25.64 (53./1.) 1:23.50 (59./2.)	2.60 2.56	6.94 6.88	38.10 38.17	1:21.84 (54./1.) 1:22.18 (53./2.)	+27,350 +0,080	<b>2:44.02 (46.)</b> 105,353
13.	656	<b>KLUKAN Radek</b> RRmotorsport	CZ 1973	BMW M3 S1+2000/2WD	2.49 2.40	9.22 6.88	40.52 39.97	1:26.55 (60./1.) 1:26.47 (64./2.)	2.43 2.38	7.03 6.80	39.59 38.78	1:23.60 (60./1.) 1:21.97 (52./1.)	+28,900 +1,550	<b>2:45.57 (48.)</b> 104,367
14.	730	<b>ŠABÍK Martin</b> DECAM Motorsport	SK 1973	Ford Focus ST S1-2000	2.84 2.73	9.22 6.89	40.48 38.45	1:26.26 (56./5.) 1:22.92 (54./5.)	2.78 2.69	6.93 6.85	38.68 38.14	1:23.30 (57./5.) 1:22.28 (54./5.)	+28,910 +0,010	<b>2:45.58 (49.)</b> 104,360
15.	743	<b>CHAZELLE François</b> DKP Racing	FR 1973	Peugeot 205 GTi S1-2000	2.56 2.48	9.22 6.86	40.88 39.26	1:26.18 (55./4.) 1:23.15 (55./6.)	2.52 2.44	6.89 6.74	39.29 38.96	1:23.45 (59./6.) 1:22.82 (57./6.)	+29,600 +0,690	<b>2:46.27 (50.)</b> 103,927
16.	659	<b>PROKŠ Robert</b> RRmotorsport	CZ 1968	BMW M3 S1+2000/2WD	2.77 2.68	9.22 6.93	40.12 38.50	1:28.33 (66./2.) 1:23.68 (60./1.)	2.69 2.45	6.90 6.69	38.46 38.45	1:23.74 (61./2.) 1:22.96 (60./2.)	+30,030 +0,430	<b>2:46.70 (51.)</b> 103,659
17.	755	<b>MÁLEK Dan</b> Málek-Motorsport	CZ 1976	Škoda Felicia S1-1600	2.60 2.52	9.22 7.06	40.97 40.85	1:27.82 (64./3.) 1:26.49 (65./3.)	2.51 2.47	7.06 7.01	40.94 40.75	1:26.68 (69./4.) 1:26.41 (65./3.)	+36,420 +6,390	<b>2:53.09 (55.)</b> 99,832
18.	751	<b>KVASNIČKA Vladimír</b> Falco Motorsport	CZ 1954	Citroen Saxo VTS S1-1600	2.47 2.45	9.22 6.93	43.19 40.58	1:31.96 (72./4.) 1:27.94 (71./4.)	2.49 2.51	6.88 6.94	39.75 40.35	1:26.07 (66./3.) 1:27.44 (70./5.)	+36,840 +0,420	<b>2:53.51 (56.)</b> 99,591
19.	770	<b>MALEŇÁK Dušan</b> Automotoklub Masarykův okruh	CZ 1977	Škoda 136 GL S1-1600	2.66 2.28	9.22 6.85	48.97 42.31	1:41.46 (82./5.) 1:30.27 (77./5.)	2.31 2.30	6.85 6.85	41.58 40.55	1:28.81 (74./5.) 1:26.74 (66./4.)	+38,880 +2,040	<b>2:55.55 (59.)</b> 98,433
	727	<b>MITÁNEK Petr</b> DKP Racing	CZ 1979	Opel Astra GSi S1-2000	2.50	9.22	58.76	- DNF - - DNS -				- DNS - - DNS - - DNS -		- DNF -

**GROUP E1**

1.	3	<b>ŠPALEK Jiří</b> Liqui Moly Komvet Racing	CZ 1972	Mitsubishi Lancer WRC 05 E1+2000/4WD	1.79 2.47	9.22 5.92	31.21 31.63	1:09.69 (5./1.) 1:10.66 (10./2.)	1.80 1.86	4.97 5.42	29.86 31.50	1:07.61 (6./1.) 1:08.45 (8./2.)		<b>2:16.06 (6.)</b> 127,003
2.	4	<b>ZEMAN Martin</b> Liqui Moly Komvet Racing	CZ 1974	Mitsubishi Lancer Evo VI E1+2000/4WD	2.08 1.84	9.22 5.05	33.07 30.35	1:12.58 (8./2.) 1:07.92 (6./1.)	2.05 1.86	5.42 5.04	30.14 30.07	1:08.49 (8./2.) 1:07.72 (6./1.)	+0,150 +0,150	<b>2:16.21 (7.)</b> 126,863
3.	431	<b>ZIMÁK Martin</b> Steelmet team	CZ 1989	vw Golf I EVO II E1-1600	2.25	9.22	35.57 34.96	1:16.19 (16./2.) 1:15.02 (17./2.)	2.28 2.22	5.87 5.77	33.91 33.80	1:13.15 (15./2.) 1:12.35 (15./1.)	+9,440 +9,290	<b>2:25.50 (13.)</b> 118,763
4.	317	<b>STANĚK Vojtěch</b> Liqui Moly Komvet Racing	CZ 1974	Peugeot 106 Maxi E1-1600	2.54 2.68	9.22 6.74	35.28 35.32	1:16.73 (18./3.) 1:16.43 (24./3.)	2.45 2.41	6.20 7.23	34.19 35.12	1:13.64 (16./3.) 1:14.04 (18./2.)	+11,620 +2,180	<b>2:27.68 (16.)</b> 117,010
5.	302	<b>NĚMEC Zdeněk</b> Kovosteel Novitech Sudoměřice	CZ 1972	VW Golf I E1-1600	2.30 2.22	9.22 5.75	34.11 33.79	1:14.34 (10./1.) 1:13.06 (13./1.)	2.30 2.38	5.84 5.99	33.11 34.64	1:12.65 (13./1.) 1:15.11 (21./3.)	+11,700 +0,080	<b>2:27.76 (17.)</b> 116,946
6.	229	<b>BOHÁČ Milan</b> Renault Chrudim Boháč Milan	CZ 1957	Renault Clio Sport E1-2000	2.44 2.34	9.22 6.01	35.39 34.11	1:17.38 (22./2.) 1:14.77 (16./1.)	2.45 2.40	6.14 6.11	34.61 33.22	1:15.53 (22./2.) 1:13.46 (16./1.)	+12,930 +1,230	<b>2:28.99 (19.)</b> 115,981
7.	161	<b>JUHÁS Martin</b> Ral slovakia	SK 1980	BMW M3 E1+2000/2WD	2.38 2.32	9.22 6.13	35.65 34.80	1:17.67 (24./1.) 1:16.44 (25./1.)	2.43 2.35	6.25 6.14	34.50 33.81	1:16.05 (24./1.) 1:14.04 (18./1.)	+14,030 +1,100	<b>2:30.09 (21.)</b> 115,131
8.	111	<b>ČIKOR Radomír</b> Max Motorsport	SK 1971	Mitsubishi Lancer Evolution E1+2000/4WD	2.00 2.05	9.22 5.80	37.53 35.11	1:19.69 (29./4.) 1:16.19 (23./3.)	2.06 2.13	5.75 5.81	35.02 34.66	1:16.44 (27./4.) 1:15.13 (22./3.)	+15,510 +1,480	<b>2:31.57 (22.)</b> 114,007
9.	420	<b>LACKNER Ronald</b> RL-Racing	AT 1990	Suzuki Swift Gti E1-1400	2.51 2.50	9.22 6.35	38.87 36.19	1:21.38 (40./2.) 1:17.12 (28./1.)	2.51 2.49	6.39 6.30	36.27 35.37	1:16.35 (25./1.) 1:15.74 (23./1.)	+16,030 +0,520	<b>2:32.09 (23.)</b> 113,617

Rank	No	Driver Entrant	Country Bird	Car Class	Qualification				RACE				Diff. Prev.	TIME Speed (km/h)
					20 m	100 m	1150m	Time	20m	100m	1150m	Time		
10.	120	<b>DOSEĎĚL Dušan</b> DK Mont	CZ 1972	Subaru impreza WRX STI N14 E1+2000/4WD	2.52 2.23	9.22 5.89	37.70 35.60	1:22.20 (46./7.) 1:18.20 (33./6.)	2.17 2.17	5.81 5.68	34.98 35.14	1:16.04 (23./3.) 1:16.09 (24./4.)	+16,070 +0,040	<b>2:32.13 (24.)</b> 113,587
11.	299	<b>FIRTL Stanislav jr.</b> Berg-Trophy Team	CZ 1991	Škoda Octavia TDi E1-2000	2.73 3.11	9.22 6.79	35.98 35.88	1:17.96 (25./3.) 1:16.81 (26./3.)	2.71 2.64	6.64 6.56	35.05 34.76	1:16.35 (25./3.) 1:16.11 (25./2.)	+16,400 +0,330	<b>2:32.46 (25.)</b> 113,341
12.	214	<b>ŠIMONÍK Richard</b> Kovosteel Novitech	CZ 1976	Peugeot 205 E1-2000	2.58 2.53	9.22 6.63	37.46 35.92	1:19.75 (30./4.) 1:20.01 (41./5.)	2.60 2.52	6.60 6.55	35.65 35.41	1:17.32 (32./4.) 1:16.49 (27./3.)	+17,750 +1,350	<b>2:33.81 (27.)</b> 112,346
13.	222	<b>BALÍK Petr</b> B&B Elektro Racing Team	CZ 1989	BMW E36 320iS E1-2000	2.47 2.48	9.22 6.70	38.63 37.36	1:22.37 (47./6.) 1:22.51 (53./6.)	2.29 2.32	6.28 6.34	36.03 35.59	1:17.41 (34./5.) 1:16.59 (28./4.)	+17,940 +0,190	<b>2:34.00 (28.)</b> 112,208
14.	112	<b>CICHÁ Veronika</b> KV Motosport	CZ 1987	Mitsubishi Lancer EVO IV E1+2000/4WD	1.89 2.01	9.22 5.79	34.98 34.80	1:17.16 (21./3.) 1:17.24 (31./5.)	2.01 1.87	5.82 5.53	34.16 34.62	1:16.81 (28./5.) 1:17.53 (32./5.)	+18,280 +0,340	<b>2:34.34 (29.)</b> 111,961
15.	125	<b>KYSUCKÝ Maros</b> Fuchs Racing Kysucky	SK 1973	Seat Leon E1+2000/4WD	2.08 2.08	9.22 5.88	38.74 37.28	1:21.94 (43./6.) 1:19.94 (40./7.)	2.14 2.19	5.89 6.04	35.58 35.36	1:17.40 (33./7.) 1:17.61 (33./6.)	+18,950 +0,670	<b>2:35.01 (30.)</b> 111,477
16.	412	<b>ŠRAHŮLEK Petr</b> JP Motorsport	CZ 1973	Škoda 130 RS Evo I E1-1400	2.22 2.19	9.22 6.06	36.05 35.01	1:19.03 (27./1.) 1:17.18 (30./2.)	2.23 2.19	6.12 5.98	35.74 35.22	1:18.31 (37./2.) 1:17.06 (30./2.)	+19,310 +0,360	<b>2:35.37 (33.)</b> 111,218
17.	200	<b>FIBICH Václav</b> Fibich přeprava osob	CZ 1983	Opel Corsa B E1-2000	2.46 2.45	9.22 6.40	36.76 36.27	1:20.57 (35./5.) 1:19.47 (39./4.)	2.38 2.47	6.25 6.19	35.65 35.50	1:18.67 (40./6.) 1:17.16 (31./5.)	+19,770 +0,460	<b>2:35.83 (34.)</b> 110,890
18.	151	<b>DVOŘÁK Vojtěch</b> Šenkýř Motorsport	CZ 1979	BMW 336i E1+2000/2WD	2.51 2.42	9.22 6.50	37.11 35.59	1:20.30 (32./2.) 1:17.94 (32./2.)	2.56 2.51	7.16 7.87	36.63 37.69	1:18.22 (36./2.) 1:19.68 (44./2.)	+21,840 +2,070	<b>2:37.90 (38.)</b> 109,436
19.	300	<b>PRUSEK Erich jr.</b> EP Racing	CZ 1982	Honda Civic E1-1600	2.66 2.59	9.22 6.72	38.72 37.41	1:21.82 (41./5.) 1:20.75 (46./4.)	2.72 2.75	6.91 6.83	37.80 36.39	1:20.65 (49./4.) 1:18.41 (37./4.)	+23,000 +1,160	<b>2:39.06 (39.)</b> 108,638
20.	381	<b>MACEK Vojtěch</b> Motokáry Bruntál	CZ 1946	Škoda 1500 R E1-1600	2.25 2.20	9.22 6.31	37.53 37.06	1:20.60 (36./4.) - DNF -	2.16 2.18	6.27 6.25	38.13 36.89	1:20.66 (50./5.) 1:19.28 (42./5.)	+23,880 +0,880	<b>2:39.94 (40.)</b> 108,041
21.	400	<b>STEJSKAL Bronislav</b> Czech-Pro Racing Team	CZ 1977	Škoda Felicia Kit Car E1-1400	2.69 2.50	9.22 6.72	39.77 38.53	1:23.84 (52./3.) 1:22.01 (52./3.)	2.57 2.55	6.72 6.64	38.38 38.24	1:21.16 (52./3.) 1:21.00 (48./3.)	+26,100 +2,220	<b>2:42.16 (43.)</b> 106,561
22.	235	<b>ZEMÁNEK Jaroslav</b> Kuřim	CZ 1984	Fiat Punto E1-2000	2.55 2.50	9.22 6.66	40.92 39.06	1:32.42 (73./8.) 1:23.78 (61./7.)	2.55 2.44	6.62 6.60	38.81 38.08	1:23.41 (58./7.) 1:21.07 (49./6.)	+28,420 +2,320	<b>2:44.48 (47.)</b> 105,058
23.	181	<b>NOVOTNÝ David</b> DMN Racing Team	CZ 1983	Škoda Favorit E1+2000/2WD	2.50 3.12	9.22 7.56	41.85 41.77	1:29.76 (68./3.) 1:29.89 (75./4.)	2.63 2.45	6.87 6.49	40.28 39.12	1:25.62 (65./3.) 1:24.74 (62./3.)	+34,300 +5,880	<b>2:50.36 (52.)</b> 101,432
24.	478	<b>ŠVOBODA Jiří</b> Klub Racing Team Znojmo IV v AČS	CZ 1954	Škoda 120 S E1-1150	2.27 2.28	9.22 6.55	40.41 41.11	1:28.12 (65./1.) 1:27.92 (70./1.)	2.23 2.27	6.42 6.49	39.73 39.83	1:24.91 (63./1.) 1:25.46 (63./1.)	+34,310 +0,010	<b>2:50.37 (53.)</b> 101,426
25.	287	<b>ŠPUNDA Michal</b> Lukovany	CZ 1987	BMW E36 320i E1-2000	2.68 2.84	9.22 7.17	41.96 41.35	1:30.63 (70./7.) 1:28.19 (72./8.)	2.58 2.67	7.01 7.06	40.21 40.76	1:26.56 (67./8.) 1:27.49 (71./7.)	+37,990 +3,680	<b>2:54.05 (57.)</b> 99,282
26.	156	<b>HOVORKA Michal</b> Kocour Racing Team	CZ 1984	Fiat Uno Turbo E1+2000/2WD	2.82 2.63	9.22 7.25	41.55 40.71	1:30.12 (69./4.) 1:28.27 (73./3.)	2.81 2.69	7.49 7.34	40.35 40.05	1:27.69 (71./4.) 1:26.91 (68./4.)	+38,540 +0,550	<b>2:54.60 (58.)</b> 98,969
27.	415	<b>KRUPKA Ladislav</b> Škodamotorsport k.r.k.	CZ 1980	Škoda Favorit E1-1400	2.45 2.34	9.22 6.63	45.14 42.54	1:35.60 (75./4.) 1:30.89 (78./5.)	2.37 2.36	6.75 6.71	41.22 40.86	1:28.74 (73./4.) 1:28.10 (73./4.)	+40,780 +2,240	<b>2:56.84 (61.)</b> 97,715
28.	444	<b>POKORNÝ Milan</b> Hillclimb Racing Team	SK 1994	Škoda Fabia E1-1400	2.73 2.65	9.22 7.26	45.02 42.62	1:35.78 (77./5.) 1:30.22 (76./4.)	2.72 2.64	7.30 7.23	42.15 41.78	1:29.64 (77./5.) 1:28.94 (74./5.)	+42,520 +1,740	<b>2:58.58 (62.)</b> 96,763
29.	238	<b>ŠTĚPÁNEK Milan</b> Štěpa Racing Team	CZ 1952	BMW 318iS E1-2000	2.55 2.46	9.22 7.18	45.10 44.48	1:36.32 (78./9.) 1:35.14 (81./9.)	2.50 2.47	7.26 7.25	44.85 44.53	1:35.39 (81./9.) 1:35.83 (78./8.)	+55,160 +12,640	<b>3:11.22 (64.)</b> 90,367
30.	234	<b>NEVESELÝ Radek</b> Nevik-racer	CZ 1981	VW Golf II E1-2000	2.53 2.56	9.22 6.32	35.46 34.96	1:17.07 (20./1.) 1:15.90 (21./2.)	2.44	6.11 49.96	34.02 1:18.23	1:14.10 (18./1.) 1:59.14 (83./9.)	+57,180 +2,020	<b>3:13.24 (65.)</b> 89,422
	135	<b>LUPAČ Oldřich</b> ARC Kyjov	CZ 1984	Mitsubishi Lancer Evo 8 E1+2000/4WD	2.18 2.08	9.22 5.64	37.87 35.21	1:20.56 (34./5.) 1:17.17 (29./4.)	2.04 1.93	5.56 5.43	34.81 34.19	1:17.07 (29./6.) - DNF -	- DNF -	<b>- DNF -</b>
<b>GROUP E2/C</b>														
1.	2	<b>KOMÁREK David</b> Liqui Moly Komvet Racing	CZ 1975	Norma M20F E2/C+2000	1.78 1.90	9.22 5.18	30.48 28.52	1:08.87 (3./2.) 1:02.50 (1./1.)	1.91 1.88	4.94 4.92	27.92 27.59	1:02.07 (1./1.) 1:01.31 (1./1.)	- DNF -	<b>2:03.38 (1.)</b> 140,055
2.	1	<b>MLEJNEK Aleš</b> Steelmet Team	CZ 1967	Formule Lotus E2/C+2000	1.91 1.90	9.22 5.09	30.46 30.17	1:07.77 (1./1.) 1:06.35 (2./2.)	1.91 1.90	5.16 5.01	29.74 29.50	1:05.23 (2./2.) 1:04.75 (2./2.)	+6,600 +6,600	<b>2:09.98 (2.)</b> 132,944
3.	21	<b>TRNKA Jakub</b> Kovosteel Novitech Sudoměřice	CZ 1982	Norma M20F E2/C-2000	1.93 2.18	9.22 5.50	31.79 30.83	1:10.45 (6./2.) 1:07.47 (4./2.)	1.98 2.01	5.12 5.20	29.60 29.56	1:05.70 (4./1.) 1:05.55 (4./1.)	+7,870 +1,270	<b>2:11.25 (4.)</b> 131,657
4.	7	<b>NOVICKÝ Michal</b> Kovosteel Novitech Sudoměřice	CZ 1977	Reynard 032 F3 E2/C-2000	1.81 1.85	9.22 5.02	31.21 30.06	1:07.99 (2./1.) 1:06.91 (3./1.)	1.81 1.97	4.99 5.14	30.05 30.00	1:06.45 (5./2.) 1:06.04 (5./2.)	+9,110 +1,240	<b>2:12.49 (5.)</b> 130,425

Rank	No	Driver Entrant	Country Bird	Car Class	Qualification				RACE				Diff. Prev.	TIME Speed (km/h)
					20 m	100 m	1150m	Time	20m	100m	1150m	Time		
5.	44	<b>KRAKOVIČ Radek</b> Kovosteel Novitech Sudoměřice	CZ 1986	FIKS 09RK E2/C-1600	2.00 2.12	9.22 5.53	32.93 32.12	1:12.30 (7./1.) 1:10.48 (9./1.)	2.14 2.18	5.47 5.62	31.75 31.87	1:09.82 (9./1.) 1:09.64 (9./1.)	+16,080 +6,970	<b>2:19.46 (9.)</b> 123,906
6.	49	<b>RYŠ Aleš</b> Haviřov	CZ 1962	Jema 630 GT E2/C-1600	2.24 2.18	9.22 5.65	34.67 34.23	1:14.77 (13./2.) 1:14.02 (15./3.)	2.28 2.18	5.90 5.63	34.59 33.23	1:13.76 (17./3.) 1:12.28 (14./2.)	+22,660 +6,580	<b>2:26.04 (14.)</b> 118,324
7.	16	<b>MADRIAN Ferdinand</b> Racecompact.com	AT 1960	KTM X Bow E2/C+2000	2.27 2.16	9.22 5.95	36.71 35.58	1:17.60 (23./4.) 1:15.97 (22./4.)	2.25 2.17	5.96 5.82	34.83 33.88	1:14.85 (21./3.) 1:14.52 (20./3.)	+25,990 +3,330	<b>2:29.37 (20.)</b> 115,686
8.	45	<b>PIEKARZ Antonín</b> DKP Racing	CZ 1957	Jema 630 GT E2/C-1600	2.32 2.15	9.22 5.63	34.66 32.99	1:15.64 (15./3.) 1:13.30 (14./2.)	2.12 2.18	5.58 5.74	32.79 37.29	1:12.30 (11./2.) 1:22.84 (59./4.)	+31,760 +5,770	<b>2:35.14 (31.)</b> 111,383
9.	46	<b>STEĆ Irena</b> Polonia Racing Team	PL 1983	Intech Suzuki GSXR 1000 E2/C-1600	1.94 1.94	9.22 5.55	38.44 36.12	1:23.48 (51./4.) 1:18.69 (35./4.)	1.92 1.93	5.54 5.76	35.69 36.64	1:18.49 (38./4.) 1:19.08 (40./3.)	+34,190 +2,430	<b>2:37.57 (36.)</b> 109,666
	28	<b>STEĆ Robert</b> Polonia Racing Team	PL 1973	Dallara 394 F3 E2/C-2000	2.41 2.07	9.22 5.71	36.96 33.78	1:19.61 (28./3.) 1:15.62 (19./3.)	1.95	5.53		- DNF - - DNS - - DNS -		- DNF -
	10	<b>ZMEŠKAL Miloš</b> Zmeškal Motorsport	CZ 1957	Reynard 97D F3000 E2/C+2000	1.80 1.80	9.22 5.04	33.72 31.43	1:14.63 (12./3.) 1:09.45 (7./3.)				- DNS - - DNS - - DNS -		- DNF -

#### GROUP N/A

1.	555	<b>PILAŘ Rostislav</b> Steelmet Team	CZ 1960	Ford Escort RS2000 NA-2000	2.48 2.42	9.22 6.47	38.77 37.65	1:23.47 (50./1.) 1:21.48 (50./1.)	2.52 2.50	6.49 6.49	36.53 37.10	1:19.88 (46./1.) 1:20.60 (46./1.)		<b>2:40.48 (41.)</b> 107,677
2.	581	<b>PFEIFER Manuel</b> Pfeifer Motorsport Videos	AT 1988	Renault Megane NA-2000	2.72 2.91	9.22 7.47	40.51 40.75	1:28.40 (67./2.) 1:27.60 (67./2.)	2.69 2.61	7.10 7.20	42.00 40.88	1:29.21 (75./2.) 1:26.87 (67./2.)	+15,600 +15,600	<b>2:56.08 (60.)</b> 98,137
3.	550	<b>TOMKOVIČ Ondřej</b> AK - Tišnov	CZ 1981	Opel Astra OPC NA-2000	2.90 2.91	9.22 7.50	47.71 44.88	1:39.18 (81./3.) 1:34.37 (80./3.)	2.75 2.51	7.28 7.00	43.60 43.80	1:34.36 (80./3.) 1:33.04 (77./3.)	+26,920 +11,320	<b>3:07.40 (63.)</b> 92,209

#### GROUP E2-SH

1.	6	<b>RYBNÍČEK Marek</b> Liqui Moly Komvet Racing	CZ 1980	Mitsubishi Eclipse Evo 650 E2SH	1.94 1.82	9.22 4.97	31.45 30.34	1:09.09 (4./1.) 1:07.59 (5./1.)	1.78 1.83	4.93 4.96	29.06 29.00	1:05.55 (3./1.) 1:05.37 (3./1.)		<b>2:10.92 (3.)</b> 131,989
2.	75	<b>KOLBÁBEK Radek</b> Steelmet Team	CZ 1973	Ford Sierra 4000 E2SH	1.79 1.79	9.22 5.31	34.46 33.58	1:15.36 (14./2.) 1:12.84 (12./2.)	1.84 1.87	5.35 5.39	33.30 33.32	1:12.39 (12./2.) 1:11.91 (12./2.)	+13,380 +13,380	<b>2:24.30 (11.)</b> 119,751

### Berg Cup Historic Cars

#### GROUP HA1

1.	903	<b>NĚMEC Petr</b> Kovosteel Novitech Sudoměřice	CZ 1968	Lada 2105 VFTS HA1-2000	2.44 2.23	9.22 6.10	38.45 36.62	1:21.16 (39./2.) 1:18.71 (36./1.)	2.17 2.17	5.99 6.02	35.70 35.61	1:17.30 (31./1.) 1:17.02 (29./1.)		<b>2:34.32 (1.)</b> 111,975
2.	940	<b>JANÁK Jaroslav</b> Fastcar.cz	CZ 1984	VW Golf GTI HA1-2000	2.31 2.37	9.22 6.39	37.41 37.18	1:20.75 (37./1.) 1:21.74 (51./4.)	2.41 2.40	6.45 6.44	36.27 36.51	1:19.18 (43./2.) 1:18.58 (38./2.)	+3,440 +3,440	<b>2:37.76 (3.)</b> 109,533
3.	850	<b>JELÍNEK Libor</b> Auto Jelínek	CZ 1949	BMW 3.5 CSL HA1+2000	2.33 2.35	9.22 6.73	36.98 36.13	1:21.82 (41./1.) 1:19.32 (37./1.)	2.28 2.24	6.55 6.53	36.18 36.51	1:19.70 (45./1.) 1:19.19 (41./1.)	+4,570 +1,130	<b>2:38.89 (4.)</b> 108,754
4.	912	<b>DUDEK Grzegorz</b> Dudek Auto Sport	PL 1972	VW Golf I HA1-2000	2.50 2.44	9.22 6.76	38.91 37.60	1:22.68 (48./4.) 1:20.17 (44./2.)	2.38 2.40	6.54 6.70	37.34 37.65	1:19.32 (44./3.) 1:20.02 (45./4.)	+5,020 +0,450	<b>2:39.34 (5.)</b> 108,447
5.	909	<b>KOZMANN Ladislav</b> Sport Line Racing Team Bratislava	SK 1966	VW Scirocco HA1-2000	2.52 2.59	9.22 6.73	37.83 37.36	1:22.19 (45./3.) 1:20.79 (47./3.)	2.53 2.43	6.63 6.46	37.10 36.79	1:20.71 (51./4.) 1:19.63 (43./3.)	+6,020 +1,000	<b>2:40.34 (6.)</b> 107,771
6.	868	<b>MATĚJKA Miroslav</b> Mmotorsport	CZ 1971	Lancia Delta HF Integrale HA1+2000	2.57 2.42	9.22 6.50	40.67 39.65	1:26.87 (63./3.) 1:25.12 (63./3.)	2.63 2.53	6.82 6.67	37.87 38.40	1:21.73 (53./2.) 1:22.61 (56./3.)	+10,020 +4,000	<b>2:44.34 (7.)</b> 105,148
7.	950	<b>MATUŠEK Lukáš</b> R9 Team	CZ 1986	Škoda 130 RS HA1-1300	2.21 2.15	9.22 6.30	40.08 38.85	1:26.05 (54./1.) 1:23.36 (57./1.)	2.10 2.09	6.22 6.21	38.13 38.69	1:22.46 (56./1.) 1:23.00 (61./1.)	+11,140 +1,120	<b>2:45.46 (8.)</b> 104,436
8.	875	<b>DĚDEK David</b> 2D&S Motorsport	CZ 1974	ALFA ROMEO 3,0 V6 HA1+2000	2.54 2.42	9.22 6.77	39.23 38.14	1:26.72 (62./2.) 1:24.08 (62./2.)	2.47 2.50	6.72 6.78	38.42 37.73	1:24.06 (62./3.) 1:22.31 (55./2.)	+12,050 +0,910	<b>2:46.37 (9.)</b> 103,865
9.	969	<b>ZELENÝ Milan</b> Historic Racing Club Jihlava	CZ 1984	Škoda 130 L HA1-1300	2.82 2.26	9.22 6.55	45.05 40.84	1:35.64 (76./4.) 1:27.89 (68./2.)	2.26 2.30	6.60 6.60	40.64 40.09	1:26.66 (68./3.) 1:25.90 (64./2.)	+18,240 +6,190	<b>2:52.56 (10.)</b> 100,139
10.	899	<b>ONDREJKA Ján</b> JOSK Racing Team	SK 1953	Škoda 200 RS HA1+2000	2.30 2.18	9.22 6.35	47.10 40.08	1:38.75 (80./4.) 1:26.87 (66./4.)	2.03 2.04	6.11 6.05	39.53 40.48	1:26.83 (70./4.) 1:28.07 (72./4.)	+20,580 +2,340	<b>2:54.90 (11.)</b> 98,799
11.	999	<b>PLEVA Leopold</b> AMK Vrbno pod Pradědem	CZ 1947	Škoda 100 HA1-1300	2.62 2.33	9.22 6.85	42.91 42.01	1:31.83 (71./3.) 1:29.71 (74./4.)	2.38 2.40	6.82 6.75	41.10 40.70	1:28.20 (72./4.) 1:27.43 (69./3.)	+21,310 +0,730	<b>2:55.63 (12.)</b> 98,389
12.	989	<b>KUBÍČEK Jiří</b> AMK Jesenný	CZ 1989	Škoda 100 HA1-1300	2.42 2.37	9.22 6.91	41.29 41.37	1:26.67 (61./2.) 1:27.89 (68./2.)	2.34 2.50	6.77 7.11	40.15 42.44	1:25.20 (64./2.) 1:30.83 (76./4.)	+21,710 +0,400	<b>2:56.03 (13.)</b> 98,165

Rank	№	Driver Entrant	Country Bird	Car Class	Qualification				RACE				Diff. Prev.	TIME Speed (km/h)
					20 m	100 m	1150m	Time	20m	100m	1150m	Time		
13.	904	<b>RAŠKA Stanislav</b> Raška Racing Team	CZ 1969	VW Golf GTi HA1-2000	2.90 2.80	9.22 7.42	43.60 42.31	1:34.15 (74./5.) 1:31.35 (79./5.)	2.59 2.72	7.14 7.31	42.29 42.04	1:31.06 (78./5.) 1:29.68 (75./5.)	+26,420 +4,710	<b>3:00.74 (14.)</b> 95,607
14.	995	<b>KADLEČEK Jiří</b> Slopné	CZ 1958	Škoda 130 HA1-1300	3.18 2.95	9.22 8.35	52.79 49.41	1:49.18 (84./5.) 1:41.01 (83./5.)	2.85 3.04	8.14 8.48	47.95 48.92	1:41.19 (82./5.) 1:40.16 (80./5.)	+47,030 +20,610	<b>3:21.35 (16.)</b> 85,821
15.	990	<b>MARČÁK Pavel</b> HM motorsport	CZ 1982	Fiat 126 HA1-1300	2.97 2.90	9.22 9.10	59.80 57.61	2:03.61 (85./6.) 1:58.70 (85./6.)	2.89 2.95	9.13 9.22	57.88 58.29	1:59.65 (84./6.) 1:59.09 (82./6.)	+84,420 +37,390	<b>3:58.74 (17.)</b> 72,380

**GROUP HA2**



1.	800	<b>RÝZEK Milan</b> Steelmet Team	SK 1985	Formule Van Diemen HA2	2.16 2.09	9.22 5.96	38.68 37.24	1:22.17 (44./1.) 1:20.03 (43./1.)	2.00 2.08	5.89 5.96	36.97 36.72	1:18.49 (38./1.) 1:18.10 (36./1.)		<b>2:36.59 (2.)</b> 110,352
2.	809	<b>PARČ Milan</b> Milan Parč	CZ 1942	Formule Škoda MTX 1-01 HA2	2.67 2.34	9.22 6.80	48.71 44.02	1:43.28 (83./2.) 1:35.86 (82./2.)	2.30 2.27	6.62 6.92	43.13 45.96	1:31.94 (79./2.) 1:35.90 (79./2.)	+31,250 +31,250	<b>3:07.84 (15.)</b> 91,993

**Competition / Weather Information**

Qualification					RACE				
	Time	Weather	Temp. (°C)			Time	Weather	Temp. (°C)	
			Air	Road				Air	Road
1st Round	08:14 - 09:38	Cloudy	12	9	1st Round	13:04 - 14:38	Sunny	19	17
2nd Round	10:00 - 12:00	Semicloudy	15	11	2nd Round	14:06 - 16:36	Sunny	21	19
					3rd Round	-			

**Statistics**

		Time			Speed (km/h)			Competitors / Nations		
		Min	Max	Avg.	Max	Min	Avg.	in start list	started	with results
Qualification	1st Round	1:07.770	2:03.610	1:23.622	127,490	69,897	103,321	87/5	87/5	85/5
	2nd Round	1:02.500	1:58.700	1:21.179	138,240	72,789	106,431	87/5	86/5	85/5
RACE	1st Round	1:02.070	1:59.650	1:20.419	139,198	72,211	107,437	87/5	85/5	84/5
	2nd Round	1:01.310	1:59.140	1:20.729	140,923	72,520	107,024	87/5	84/5	83/5
	3rd Round							87/5	0/5	0/0

Race Director	Sport Marshal IHA	Main Timekeeper
FIRTL Stanislav sen. (CZE)	 BARTL Miroslav (CZE)	 ŠABÍK L'uboš (SVK)

# LIQUI MOLY BERG CUP 2011

## LIQUI MOLY BERG CUP 2010



VI. Divácká 13, 17.9.2011

Diváky, 16. - 18. 9. 2011



Lady Trophy



Jury / Competition Management		Hill Data	
Chief of Competition	FIRTL Stanislav sen. (CZE)	Start Altitude	263 m
Race Director	FIRTL Stanislav sen. (CZE)	Finish Altitude	365 m
Vice chairman	ČERVENKOVÁ Alice (CZE)	Vertical Drop	102 m
Sport Marshal IHA	BARTL Miroslav (CZE)	Course Length	2400 m
Technical Marshal IHA	DANĚK Pavel (CZE)	Min course Width	6 m
		Count of right-hand bend	6
		Count of left-hand bend	7
		Hill Record	2009, BENEŠ Miloš Ralt RT23 F3000: 57.84





Rank	№	Driver Entrant	Country Bird	Car Class	Qualification				RACE				Diff. Prev.	TIME Speed (km/h)
					20 m	100 m	1150m	Time	20m	100m	1150m	Time		
1.	112	CICHÁ Veronika KV Motosport	CZ 1987	Mitsubishi Lancer EVO IV E1+2000/4WD	1.89	5.70	34.98	1:17.16 (21./3.)	2.01	5.82	34.16	1:16.81 (28./5.)	+3,230	2:34.34 (5.) 111,961
					2.01	5.79	34.80	1:17.24 (31./5.)	1.87	5.53	34.62	1:17.53 (32./5.) -DNS-		
2.	46	STEĆ Irena Polonia Racing Team	PL 1983	Intech Suzuki GSXR 1000 E2/C-1600	1.94	5.66	38.44	1:23.48 (51./4.)	1.92	5.54	35.69	1:18.49 (38./4.)	+3,230	2:37.57 (4.) 109,666
					1.94	5.55	36.12	1:18.69 (35./4.)	1.93	5.76	36.64	1:19.08 (40./3.) -DNS-		



Rank	№	Driver Entrant	Country Bird	Car Class	Qualification			RACE			Diff. Prev.	TIME Speed (km/h)
					20 m	100 m	1150m	Time	20m	100m		

Competition / Weather Information									
Qualification					RACE				
	Time	Weather	Temp. (°C)			Time	Weather	Temp. (°C)	
			Air	Road				Air	Road
1st Round	08:14 - 09:38	Cloudy	12	9	1st Round	13:04 - 14:38	Sunny	19	17
2nd Round	10:00 - 12:00	Semcloudy	15	11	2nd Round	14:06 - 16:36	Sunny	21	19
					3rd Round	-			

Statistics										
		Time			Speed (km/h)			Competitors / Nations		
		Min	Max	Avg.	Max	Min	Avg.	in start list	started	with results
Qualification	1st Round	1:07.770	2:03.610	1:23.622	127,490	69,897	103,321	87/5	87/5	85/5
	2nd Round	1:02.500	1:58.700	1:21.179	138,240	72,789	106,431	87/5	86/5	85/5
RACE	1st Round	1:02.070	1:59.650	1:20.419	139,198	72,211	107,437	87/5	85/5	84/5
	2nd Round	1:01.310	1:59.140	1:20.729	140,923	72,520	107,024	87/5	84/5	83/5
	3rd Round							87/5	0/5	0/0

Race Director	Sport Marshal IHA	Main Timekeeper
FIRTL Stanislav sen. (CZE)	 BARTL Miroslav (CZE)	 ŠABÍK Ľuboš (SVK)

# LIQUI MOLY BERG CUP 2011


## LIQUI MOLY BERG CUP 2010

VI. Divácká 13, 17.9.2011

Diváky, 16. - 18. 9. 2011



Junior Trophy



Jury / Competition Management		Hill Data	
Chief of Competition	FIRTL Stanislav sen. (CZE)	Start Altitude	263 m
Race Director	FIRTL Stanislav sen. (CZE)	Finish Altitude	365 m
Vice chairman	ČERVENKOVÁ Alice (CZE)	Vertical Drop	102 m
Sport Marshal IHA	BARTL Miroslav (CZE)	Course Length	2400 m
Technical Marshal IHA	DANĚK Pavel (CZE)	Min course Width	6 m
		Count of right-hand bend	6
		Count of left-hand bend	7
		Hill Record	2009, BENEŠ Miloš Ralt RT23 F3000: 57.84





Rank	№	Driver Entrant	Country Bird	Car Class	Qualification				RACE				Diff. Prev.	TIME Speed (km/h)
					20 m	100 m	1150m	Time	20m	100m	1150m	Time		
1.	431	ZIMÁK Martin Steelmet team	CZ 1989	vw Golf I EVO II E1-1600	2.25	5.86	35.57	1:16.19 (16./2.)	2.28	5.87	33.91	1:13.15 (15./2.)		2:25.50 (1.) 118,763
2.	420	LACKNER Ronald RL-Racing	AT 1990	Suzuki Swift Gti E1-1400	2.51	6.50	38.87	1:21.38 (40./2.)	2.51	6.39	36.27	1:16.35 (25./1.)	+6,590	2:32.09 (1.) 113,617
3.	299	FIRTL Stanislav jr. Berg-Trophy Team	CZ 1991	Škoda Octavia TDi E1-2000	2.73	6.77	35.98	1:17.96 (25./3.)	2.71	6.64	35.05	1:16.35 (25./3.)	+6,960	2:32.46 (2.) 113,341
4.	222	BALÍK Petr B&B Elektro Racing Team	CZ 1989	BMW E36 320iS E1-2000	2.47	6.75	38.63	1:22.37 (47./6.)	2.29	6.28	36.03	1:17.41 (34./5.)	+8,500	2:34.00 (4.) 112,208
5.	989	KUBÍČEK Jiří AMK Jesenný	CZ 1989	Škoda 100 HA1-1300	2.42	7.13	41.29	1:26.67 (61./2.)	2.34	6.77	40.15	1:25.20 (64./2.)	+30,530	2:56.03 (4.) 98,165
6.	444	POKORNÝ Milan Hillclimb Racing Team	SK 1994	Škoda Fabia E1-1400	2.73	7.40	45.02	1:35.78 (77./5.)	2.72	7.30	42.15	1:29.64 (77./5.)	+33,080	2:58.58 (5.) 96,763

Rank	№	Driver Entrant	Country Bird	Car Class	Qualification			RACE			Diff. Prev.	TIME Speed (km/h)
					20 m	100 m	1150m	Time	20m	100m		

Competition / Weather Information									
Qualification					RACE				
	Time	Weather	Temp. (°C)			Time	Weather	Temp. (°C)	
			Air	Road				Air	Road
1st Round	08:14 - 09:38	Cloudy	12	9	1st Round	13:04 - 14:38	Sunny	19	17
2nd Round	10:00 - 12:00	Semcloudy	15	11	2nd Round	14:06 - 16:36	Sunny	21	19
					3rd Round	-			

Statistics										
		Time			Speed (km/h)			Competitors / Nations		
		Min	Max	Avg.	Max	Min	Avg.	in start list	started	with results
Qualification	1st Round	1:07.770	2:03.610	1:23.622	127,490	69,897	103,321	87/5	87/5	85/5
	2nd Round	1:02.500	1:58.700	1:21.179	138,240	72,789	106,431	87/5	86/5	85/5
RACE	1st Round	1:02.070	1:59.650	1:20.419	139,198	72,211	107,437	87/5	85/5	84/5
	2nd Round	1:01.310	1:59.140	1:20.729	140,923	72,520	107,024	87/5	84/5	83/5
	3rd Round							87/5	0/5	0/0

Race Director	Sport Marshal IHA	Main Timekeeper
FIRTL Stanislav sen. (CZE)	 BARTL Miroslav (CZE)	 ŠABÍK Ľuboš (SVK)