

LIQUI MOLY BERG CUP 2012

VARŠ Brněnský drak 2012 - I. závod, 1.4.2012

Masarykův okruh, Brno (CZ), 31. 3. - 1.4. 2012

Absolute Results



Jury / Competition Management		Hill Data	
Chief of Competition	RYBNÍČEK Ivan (CZE)	Start Altitude	m
Race Director	RYBNÍČEK Ivan (CZE)	Finish Altitude	m
Vice chairman	ŠIROKÁ Riana (CZE)	Vertical Drop	m
Sport Marshal IHA	BARTL Miroslav (CZE)	Course Length	2340 m
Technical Marshal IHA	DANĚK Pavel (CZE)	Min course Width	10 m
		Count of right-hand bend	
		Count of left-hand bend	
		Hill Record	2011, BENEŠ Miloš Rait RT23: 1:00.89

Rank	No	Driver Entrant	Country Bird	Car Class	Qualification				RACE				Diff. Prev. Speed (km/h)	TIME
					20 m	100 m	1350m	Time	20m	100m	1350m	Time		

Berg Cup Actual Cars

1.	1	KOMÁREK David Liqui Moly Komvet Racing	CZ 1975	Norma M20F E2/C+2000	1.63 1.62	4.11 4.12	34.87 34.07	1:08.66 (1./1.) 1:05.51 (1./1.)	1.66 1.68	4.15 4.29	33.92 33.98	1:05.54 (1./1.) 1:04.92 (1./1.)	-DNS-	2:10.46 (1.) 129,143 Δ 0,620 (22.)
2.	3	RYBNÍČEK Marek Liqui Moly Komvet Racing Team	CZ 1980	Norma M20F E2/C+2000	1.72 1.85	4.26 4.36	36.23 34.89	1:09.05 (2./1.) 1:07.27 (2./1.)	1.76 1.68	4.26 4.14	36.19 33.90	1:08.93 (2./1.) 1:05.37 (2./2.)	+3,840 -DNS-	2:14.30 (2.) 125,450 Δ 3,560 (63.)
3.	9	TRNKA Jakub Liqui Moly Komvet Racing	CZ 1982	Norma M20F E2/C-2000	2.38 1.88	5.24 4.58	41.99 38.11	1:19.30 (6./2.) 1:12.05 (5./2.)	1.63 1.63	4.30 4.24	36.75 36.10	1:10.10 (4./1.) 1:08.64 (3./1.)	+8,280 +4,440 -DNS-	2:18.74 (1.) 121,436 Δ 1,460 (43.)
4.	2	MLEJNEK Aleš REC	CZ 1967	Opel Lotus E2/C+2000	1.59 1.72	4.34 4.48	37.69 37.29	1:12.89 (3./2.) 1:11.26 (3./2.)	1.65 1.53	4.37 4.24	36.38 36.39	1:09.64 (3./2.) 1:09.30 (4./3.)	+8,480 +0,200 -DNS-	2:18.94 (3.) 121,261 Δ 0,340 (11.)
5.	4	NOVICKÝ Michal REC	CZ 1977	Reynard 032 F3 E2/C-2000	1.73 1.69	4.72 4.58	40.36 37.35	1:16.98 (5./1.) 1:11.31 (4./1.)	1.68 1.65	4.42 4.43	36.87 36.83	1:10.96 (5./2.) 1:10.85 (5./2.)	+11,350 +2,870 -DNS-	2:21.81 (2.) 118,807 Δ 0,110 (7.)
6.	6	ŠPALEK Jiří Liqui Moly Komvet Racing	CZ 1972	Mitsubishi Lancer WRC 05 E1+2000/4WD	1.74 1.58	4.47 4.23	40.37 38.41	1:16.46 (4./1.) 1:13.74 (6./1.)	1.50 1.54	4.13 4.25	37.82 38.16	1:13.39 (6./1.) 1:13.51 (6./1.)	+16,440 +5,090 -DNS-	2:26.90 (1.) 114,690 Δ 0,120 (8.)
7.	7	ZEMAN Martin Liqui Moly Komvet Racing	CZ 1974	Mitsubishi Lancer EVO VI E1+2000/4WD	2.33 1.59	5.55 4.12	- 37.86	- DNF - 1:14.10 (7./2.)	1.77 1.61	4.32 4.12	37.78 37.40	1:13.68 (8./2.) 1:13.61 (7./2.)	+16,830 +0,390 -DNS-	2:27.29 (2.) 114,387 Δ 0,070 (5.)
8.	64	KRAKOVIČ Radek REC	CZ 1986	Fiks 09RK E2/C-1600	2.14 1.77	5.61 4.63	44.34 40.11	1:23.80 (13./1.) 1:16.38 (8./1.)	1.78 1.91	4.67 4.92	38.50 38.90	1:13.40 (7./1.) 1:14.02 (8./1.)	+16,960 +0,130 -DNS-	2:27.42 (1.) 114,286 Δ 0,620 (22.)
9.	159	ERDÉLYI Tomáš Šenkýř Motorsport	SK 1974	BMW M3 GTR E36 E1+2000/2WD	2.15 1.97	5.22 4.91	42.35 40.31	1:19.89 (8./1.) 1:19.13 (11./1.)	1.93 1.96	4.96 4.84	40.22 38.91	1:16.89 (9./1.) 1:14.79 (9./1.)	+21,220 +4,260 -DNS-	2:31.68 (1.) 111,076 Δ 2,100 (52.)
10.	189	BOHÁČ Milan Lemurs racing team	CZ 1957	Renault Clio E1-2000	2.07 2.12	5.26 5.22	41.42 40.41	1:19.60 (7./1.) 1:17.06 (9./1.)	2.15 2.04	5.35 5.22	40.69 40.04	1:17.99 (10./1.) 1:16.53 (10./1.)	+24,060 +2,840 -DNS-	2:34.52 (1.) 109,034 Δ 1,460 (43.)
11.	304	VÍTEK Michal Superlight	CZ 1970	Caterham Superlight R500 S2	2.00 2.00	5.12 5.04	42.18 41.30	1:19.98 (9./1.) 1:18.88 (10./1.)	1.95 1.97	4.88 5.03	40.78 40.78	1:18.54 (11./1.) 1:18.01 (11./1.)	+26,090 +2,030 -DNS-	2:36.55 (1.) 107,621 Δ 0,530 (18.)

Rank	No	Driver Entrant	Country Bird	Car Class	Qualification				RACE				Diff. Prev.	TIME Speed (km/h)
					20 m	100 m	1350m	Time	20m	100m	1350m	Time		
12.	95	KOLBÁBEK Radek Lemurs racing team	CZ 1973	Ford Sierra 4000 E2SH	1.72 1.61	4.89 4.71	42.62 41.90	1:20.89 (10./2.) 1:20.48 (13./2.)	1.66 1.61	4.72 4.64	40.99 40.92	1:18.77 (12./2.) 1:18.33 (12./1.)	+26,640 +0,550	2:37.10 (1.) 107,244 Δ 0,440 (14.)
13.	330	HANUŠ Vladimír KV Motorsport Team	SK 1976	Mitsubishi Lancer EVO X S1+2000/4WD	1.73 1.62	4.87 4.68	45.98 42.07	1:29.29 (33./2.) 1:21.09 (16./1.)	1.69 1.70	4.79 4.70	42.05 41.35	1:20.42 (15./1.) 1:19.22 (17./3.)	+29,180 +2,540	2:39.64 (1.) 105,537 Δ 1,200 (37.)
14.	10	STEHLÍK Karel KV Motorsport Team	CZ 1980	Mitsubishi Lancer Evo IX S1+2000/4WD	2.02 1.68	5.45 4.87	48.04 43.37	1:32.27 (45./3.) 1:22.76 (20./2.)	2.01 1.86	5.21 5.01	41.89 40.91	1:21.01 (16./2.) 1:18.76 (15./2.)	+29,310 +0,130	2:39.77 (2.) 105,452 Δ 2,250 (54.)
15.	183	NEVESELÝ Radek Nevik-racer	CZ 1981	VW Golf D E1-2000	2.31 2.20	5.90 5.61	46.18 45.03	1:24.17 (15./2.) 1:24.14 (27./2.)	2.20 2.27	5.66 5.68	41.40 42.04	1:19.56 (14./2.) 1:20.36 (20./2.)	+29,460 +0,150	2:39.92 (2.) 105,353 Δ 0,800 (29.)
16.	302	AXMAN Michal Caterham racing	CZ 1974	Caterham CSR S2	2.47 1.98	5.90 5.10	46.28 42.03	1:27.76 (24./4.) 1:20.49 (14./2.)	1.94 1.92	5.10 5.06	42.99 41.67	1:21.61 (19./2.) 1:18.79 (16./3.)	+29,940 +0,480	2:40.40 (2.) 105,037 Δ 2,820 (58.)
17.	111	CIKOR Rado Max Motorsport	SK 1971	Mitsubishi Lancer Evolution E1+2000/4WD	1.88 1.73	4.67 4.49	42.67 41.14	1:22.59 (12./2.) 1:20.25 (12./3.)	1.69 1.77	4.39 4.49	40.62 42.64	1:19.24 (13./3.) 1:21.79 (26./4.)	+30,570 +0,630	2:41.03 (3.) 104,626 Δ 2,550 (57.)
18.	88	VÁCHAL Ondřej Kocour Racing Team	CZ 1982	Formula Kart Yamaha 1000 E2/C-1600	1.59 1.81	4.96 6.41	44.21 44.87	1:25.82 (19./2.) 1:25.62 (35./3.)	1.61 1.52	4.79 4.59	42.27 41.35	1:21.30 (17./2.) 1:20.00 (18./2.)	+30,840 +0,270	2:41.30 (2.) 104,451 Δ 1,300 (39.)
19.	61	RÝZEK Milan KV Motorsport Team	SK 1985	Fiks 01 E2/C-1600	2.14 1.88	5.47 5.29	45.38 43.38	1:27.14 (21./3.) 1:22.42 (18./2.)	1.85 1.98	5.19 5.34	43.06 42.72	1:21.69 (20./3.) 1:21.44 (24./3.)	+32,670 +1,830	2:43.13 (3.) 103,280 Δ 0,250 (9.)
20.	131	JUHAS Martin Galanta	SK 1980	BMW M3 E1+2000/2WD	1.97 1.96	5.29 5.25	44.14 43.51	1:24.14 (14./2.) 1:24.28 (29./3.)	1.96 1.98	5.25 5.23	43.52 42.19	1:22.91 (24./2.) 1:20.94 (21./2.)	+33,390 +0,720	2:43.85 (2.) 102,826 Δ 1,970 (51.)
21.	324	MEIXNER Richard Liqui Moly Komvet Racind	CZ 1975	Mitsubishi Lancer EVO VIII S1+2000/4WD	1.96 2.08	5.37 5.41	46.70 44.59	1:28.37 (29./1.) 1:24.60 (30./3.)	1.73 1.72	4.99 4.81	42.78 42.34	1:22.78 (23./3.) 1:21.95 (28./4.)	+34,270 +0,880	2:44.73 (3.) 102,276 Δ 0,830 (30.)
22.	112	CICHÁ Veronika KV Motorsport Team	CZ 1987	Mitsubishi Lancer Evo IV E1+2000/4WD	1.89 1.88	5.26 5.67	47.73 44.18	1:31.17 (40./4.) 1:24.06 (25./5.)	1.81 1.74	5.01 4.89	42.66 42.33	1:23.09 (25./5.) 1:21.76 (25./3.)	+34,390 +0,120	2:44.85 (4.) 102,202 Δ 1,330 (40.)
23.	120	DOSEĎL Dušan DK Mont	CZ 1972	Suzuki Impreza WRX S11 N44 E1+2000/4WD	2.53 2.13	6.02 5.30	46.98 43.60	1:29.17 (32./3.) 1:24.27 (28./6.)	1.93 1.96	4.90 4.96	41.94 43.32	1:21.47 (18./4.) 1:23.98 (38./6.)	+34,990 +0,600	2:45.45 (5.) 101,831 Δ 2,510 (56.)
24.	299	PILAŘ Rostislav Lemurs racing team	CZ 1960	Ford Escort RS 2000 NA-2000	2.19 2.08	5.89 5.47	46.02 43.53	1:27.98 (27./1.) 1:23.10 (21./1.)	2.05 2.06	5.37 5.48	43.49 43.38	1:23.51 (27./2.) 1:22.95 (32./1.)	+36,000 +1,010	2:46.46 (1.) 101,214 Δ 0,560 (19.)
25.	77	VÁCHAL Lukáš Kocour Racing Team	CZ 1980	Formula Kart Yamaha 1000 E2/C-1600	1.62 1.67	4.82 5.28	46.93 45.87	1:29.64 (34./4.) 1:27.47 (46./4.)	1.60 1.51	5.07 4.56	44.61 42.20	1:25.04 (33./4.) 1:21.97 (29./4.)	+36,550 +0,550	2:47.01 (4.) 100,880 Δ 3,070 (61.)
26.	241	ŠRAHŮLEK Petr JPMotorsport	CZ 1973	Škoda 130RS Evo1 E1-1400	2.05 2.00	5.60 5.40	48.44 44.57	1:31.25 (41./1.) 1:25.77 (36./1.)	1.82 1.85	5.16 5.17	43.90 43.12	1:23.82 (29./1.) 1:23.24 (33./1.)	+36,600 +0,050	2:47.06 (1.) 100,850 Δ 0,580 (20.)
27.	367	DANIEL Antonín Kodecar Racing Team	CZ 1957	Honda Civic Type R S1-2000	2.27 2.09	5.90 5.59	47.06 43.91	1:29.69 (35./3.) 1:23.78 (22./1.)	2.13 2.09	5.66 5.51	43.97 43.70	1:23.58 (28./1.) 1:23.51 (36./1.)	+36,630 +0,030	2:47.09 (1.) 100,832 Δ 0,070 (5.)
28.	389	ZIMÁK Martin Holešov	CZ 1989	Citroën Saxo S1-1600	2.30 2.36	5.81 5.88	46.07 45.62	1:28.15 (28./1.) 1:25.96 (38./1.)	2.31 2.27	5.84 5.76	44.49 43.96	1:23.97 (30./1.) 1:23.28 (35./1.)	+36,790 +0,160	2:47.25 (1.) 100,735 Δ 0,690 (26.)
29.	284	PFEIFER Bohumil Brno	CZ 1973	Škoda Octavia NA-2000	2.94 2.31	6.88 5.91	52.20 45.79	1:33.88 (52./3.) 1:26.45 (40./2.)	2.28 2.30	5.78 5.93	43.89 44.70	1:23.22 (26./1.) 1:24.41 (40./2.)	+37,170 +0,380	2:47.63 (2.) 100,507 Δ 1,190 (36.)
30.	187	SATEK Jakub REC	CZ 1984	Honda Civic Type R E1-2000	2.49 2.24	6.01 5.58	55.43 45.11	1:38.88 (67./5.) 1:26.50 (41./4.)	2.07 2.23	5.40 5.64	44.87 44.04	1:25.14 (34./3.) 1:23.66 (37./4.)	+38,340 +1,170	2:48.80 (3.) 99,810 Δ 1,480 (45.)
31.	373	LOUBAL Lubomír Kovalovice	CZ 1982	VW Golf 4 TDi S1-2000	2.27 2.46	5.96 5.39	45.23 43.98	1:27.79 (25./1.) 1:24.02 (24./2.)	2.68 2.15	5.84 5.63	44.78 44.24	1:24.95 (32./3.) 1:24.24 (39./2.)	+38,730 +0,390	2:49.19 (2.) 99,580 Δ 0,710 (28.)
32.	360	SLOVÁČEK Michal Lemurs racing team	CZ 1968	Honda Civic Type R S1-2000	2.27 2.11	5.98 5.63	46.34 44.70	1:28.96 (31./2.) 1:26.18 (39./3.)	2.20 2.15	5.77 5.66	44.82 44.44	1:24.93 (31./2.) 1:24.46 (42./3.)	+38,930 +0,200	2:49.39 (3.) 99,463 Δ 0,470 (16.)
33.	62	SVOBODA Jiří Nutrend Racing	CZ 1969	Radical SR3 E2/C-1600	2.58 4.24	6.23 7.81	49.70 47.88	1:31.37 (43./5.) 1:27.91 (48./5.)	2.58	5.97	45.75 44.90	1:26.06 (40./5.) 1:24.44 (41./5.)	+40,040 +1,110	2:50.50 (5.) 98,815 Δ 1,620 (47.)
34.	366	WINTER Jaroslav Kodecar Racing Team	CZ 1959	Honda Civic Type R S1-2000	2.14 2.16	5.82 5.76	49.36 45.60	1:36.41 (59./5.) 1:27.18 (45./4.)	2.15 2.18	5.70 5.76	44.75 44.91	1:25.49 (37./4.) 1:25.87 (48./4.)	+40,900 +0,860	2:51.36 (4.) 98,319 Δ 0,380 (13.)
35.	399	PAŠEK Przemysław Akuna Racing Team	PL 1984	Honda Civic S1-1600	2.19 2.20	6.12 5.94	46.89 45.86	1:28.89 (30./2.) 1:26.79 (44./2.)	2.27 2.09	6.00 5.71	45.62 44.79	1:26.20 (41./2.) 1:25.36 (46./2.)	+41,100 +0,200	2:51.56 (2.) 98,205 Δ 0,840 (31.)
36.	186	ŘEHÁK Matěj Rožnov pod Radhoštěm	CZ 1988	Honda Civic Type-R E1-2000	3.30 2.48	8.09 6.79	50.34	7:17.37 (74./6.) 1:33.72 (62./6.)	2.21 2.39	5.95 6.13	45.17 45.98	1:25.34 (36./4.) 1:26.31 (50./5.)	+41,190 +0,090	2:51.65 (4.) 98,153 Δ 0,970 (33.)
37.	117	KORASZEWSKI Jacek Koraszewski AutoSport	PL 1982	Audi TT Quattro E1+2000/4WD	2.00 1.84	6.05 5.09	50.06 43.24	1:33.23 (47./5.) 1:23.97 (23./4.)	2.05 1.87	5.59 5.22	48.67 43.12	1:29.22 (48./6.) 1:22.54 (31./5.)	+41,300 +0,110	2:51.76 (6.) 98,090 Δ 6,680 (65.)

Rank	No	Driver Entrant	Country Bird	Car Class	Qualification				RACE				Diff. Prev.	TIME Speed (km/h)
					20 m	100 m	1350m	Time	20m	100m	1350m	Time		
38.	321	HAVLÍČEK Luboš A.M.S.R.T.	CZ 1978	Mitsubishi Lancer Evo VIII S1+2000/4WD	2.06 1.61	6.14 4.70	48.44 1:10.98	1:35.04 (56./4.) 2:01.66 (73./4.)	1.65 1.60	4.77 4.64	42.86 40.35	1:33.83 (60./4.) 1:18.69 (13./1.)	+42,060 +0,760	2:52.52 (4.) 97,658 Δ 15,140 (68.)
39.	190	PIEKARZ Antonín DKP Racing	CZ 1957	Opel Astra GSi E1-2000	2.25 2.20	6.09 5.78	53.45 46.19	1:36.72 (60./4.) 1:29.04 (51./5.)	2.19 2.34	6.02 6.30	45.64 46.17	1:25.80 (38./5.) 1:27.23 (51./6.)	+42,570 +0,510	2:53.03 (5.) 97,370 Δ 1,430 (42.)
40.	250	PLEVA Martin AMK Vrbno pod Pradědem	CZ 1979	Škoda 120S 1400 E1-1400	1.90 1.92	5.54 5.49	49.47 47.20	1:36.07 (58./2.) 1:30.62 (56./2.)	1.86 1.85	5.40 5.36	46.32 45.04	1:29.20 (47./2.) 1:27.35 (52./2.)	+46,090 +3,520	2:56.55 (2.) 95,429 Δ 1,850 (48.)
41.	305	KRAMER Michal Praha 4	CZ 1977	Caterham CSR 500 S2	2.15 2.08	6.10 5.88	47.93 48.04	1:31.29 (42./5.) 1:30.64 (57./6.)	2.28 2.09	6.24 5.94	47.41 46.68	1:29.61 (51./3.) 1:28.36 (53./5.)	+47,510 +1,420	2:57.97 (3.) 94,668 Δ 1,250 (38.)
42.	283	BRTNÍČEK Lubomír Kašparov racing	CZ 1975	Renault Clio sport NA-2000	2.18 2.08	6.00 5.66	47.68 46.36	1:31.40 (44./2.) 1:29.33 (52./3.)	2.05 2.09	5.69 5.78	46.59 46.84	1:29.23 (49./4.) 1:29.23 (56./3.)	+48,000 +0,490	2:58.46 (3.) 94,408 Δ 0,000 (2.)
43.	163	DUDEK Grzegorz Dudek Auto Sport	PL 1972	VW Golf 3 16V NA-2000	2.77 2.38	8.85 6.19	47.93	- DNF - 1:30.43 (55./4.)	2.55 2.50	6.41 6.33	47.53 47.41	1:29.09 (45./3.) 1:29.45 (57./4.)	+48,080 +0,080	2:58.54 (4.) 94,365 Δ 0,360 (12.)
44.	200	PETRLÍK Tomáš Horní Moštěnice	CZ 1982	Ford Fiesta XR2i E1-1600	2.35 2.22	6.18 6.00	52.92 47.78	1:37.96 (62./3.) 1:29.71 (53./1.)	2.28 2.24	6.13 6.47	46.82 48.89	1:29.19 (46./1.) 1:29.82 (60./1.)	+48,550 +0,470	2:59.01 (1.) 94,118 Δ 0,630 (24.)
45.	395	ÁZSÓTH Petr DECAM Motorsport	CZ 1982	Citroën Saxo S1-1600	2.10 2.11	5.88 5.77	47.50 46.85	1:33.27 (48./4.) 1:29.76 (54./4.)	2.08 2.15	5.79 5.86	46.79 46.72	1:29.61 (51./3.) 1:29.60 (58./3.)	+48,750 +0,200	2:59.21 (3.) 94,013 Δ 0,010 (3.)
46.	388	ÁZSÓTH Ladislav DECAM Motorsport	CZ 1959	Citroën Saxo S1-1600	2.26 2.29	6.16 6.04	47.57 46.96	1:29.85 (36./3.) 1:28.73 (50./3.)	2.31 2.20	6.23 6.03	47.83 46.97	1:30.29 (53./4.) 1:29.60 (58./3.)	+49,430 +0,680	2:59.89 (4.) 93,657 Δ 0,690 (26.)
47.	180	MITÁNEK Petr DKP Racing	CZ 1979	Opel Astra GSi E1-2000	2.19 2.21	5.71 5.72	45.49 44.58	1:26.27 (20./3.) 1:24.62 (31./3.)	2.27 2.18	5.67 5.58	44.02 43.53	1:37.72 (66./6.) 1:23.25 (34./3.)	+50,510 +1,080	3:00.97 (6.) 93,098 Δ 14,470 (67.)
48.	249	STEJSKAL Bronislav Czech-Pro Racing Team	CZ 1977	Škoda Felicia Kit Car E1-1400	2.43 2.08	6.21 5.72	49.03 48.25	1:42.32 (69./4.) 1:33.32 (61./3.)	2.31 2.25	6.02 5.93	47.48 47.01	1:31.20 (57./3.) 1:30.11 (61./3.)	+50,850 +0,340	3:01.31 (3.) 92,924 Δ 1,090 (35.)
49.	301	TUČKA Pavel Brno	CZ 1966	Caterham CSR S2	1.95 2.04	5.50 5.54	48.95 49.36	1:33.74 (51./6.) 1:34.02 (64./7.)	2.22 2.07	5.88 5.64	47.63 47.88	1:31.05 (55./4.) 1:31.05 (64./7.)	+51,640 +0,790	3:02.10 (4.) 92,521 Δ 0,000 (1.)
50.	363	KŘIVKA Tomáš Křivka Motorsport	CZ 1992	Renault Clio Sport S1-2000	2.34 2.33	6.27 6.15	49.76 49.54	1:34.78 (54./4.) 1:35.51 (65./5.)	2.34 2.36	6.07 6.12	47.92 47.81	1:31.60 (58./5.) 1:31.35 (65./5.)	+52,490 +0,850	3:02.95 (5.) 92,091 Δ 0,250 (9.)
51.	343	KLUKAN Radek Lemurs racing team	CZ 1973	BMW M3 S1+2000/2WD	2.48 2.29	6.61 6.29	51.51 52.26	1:38.42 (65./1.) 1:38.66 (69./1.)	2.60 2.33	6.85 6.50	49.18 47.71	1:33.95 (62./1.) 1:30.95 (63./1.)	+54,440 +1,950	3:04.90 (1.) 91,120 Δ 3,000 (60.)
52.	390	MÁLEK Dan Málek-motorsport	CZ 1976	Škoda Felicia S1-1600	2.44 2.23	6.39 6.10	49.73 48.73	1:34.78 (54./5.) 1:33.09 (60./5.)	2.40 2.46	6.32 6.44	48.71 47.91	1:33.14 (59./5.) 1:32.20 (66./5.)	+54,880 +0,440	3:05.34 (5.) 90,903 Δ 0,940 (32.)
53.	234	JÍNĚ Jan AMC-Chrudim	CZ 1979	Honda CRX E1-1600	2.49 2.46	6.41 6.30	49.38 56.45	1:34.54 (53./2.) 1:41.45 (70./2.)	2.44 2.44	6.27 6.27	49.49 49.61	1:34.26 (63./2.) 1:34.71 (67./2.)	+58,510 +3,630	3:08.97 (2.) 89,157 Δ 0,450 (15.)
54.	134	SÁZAVA Luboš GMS Mados Racing Team	CZ 1958	BMW 130i E1+2000/2WD	2.61 2.38	7.34 6.51	52.24 49.33	1:36.85 (61./4.) 1:31.37 (58./4.)	2.73 3.06	6.80 7.11	47.98 57.19	1:29.59 (50./3.) 1:40.09 (72./4.)	+59,220 +0,710	3:09.68 (3.) 88,823 Δ 10,500 (66.)
55.	364	MICHALEWICZ Piotr APM Michalewicz Autosport	PL 1977	Seat Ibiza S1-2000	2.38 2.39	6.45 6.31	51.26 50.45	1:38.13 (63./6.) 1:36.29 (66./6.)	2.46 2.41	6.45 6.51	50.38 50.20	1:35.75 (64./6.) 1:35.28 (68./6.)	+60,570 +1,350	3:11.03 (6.) 88,196 Δ 0,470 (16.)
56.	243	TOMAN Martin MKT Motorsport	CZ 1971	Škoda Felicia E1-1400	2.44 2.16	6.40 5.94	53.11 51.72	1:40.83 (68./3.) 1:37.71 (68./4.)	2.19 2.01	6.04 5.76	50.64 50.23	1:36.25 (65./4.) 1:35.58 (69./4.)	+61,370 +0,800	3:11.83 (4.) 87,828 Δ 0,670 (25.)
57.	381	BRTNÍČEK Patrik Kašparov racing	CZ 1997	Škoda Felicia S1-1600	2.41 2.26	7.02 6.89	1:02.00 55.41	1:53.75 (72./6.) 1:45.08 (71./6.)	2.44 2.42	7.08 6.91	57.08 55.11	1:46.99 (68./6.) 1:45.03 (73./6.)	+81,560 +20,190	3:32.02 (6.) 79,464 Δ 1,960 (50.)
	314	FRIEZEL Daniel MAD Race Power	AT 1900	KTM X-Bow S2	2.74 1.78	5.97 4.89	43.59 43.31	1:25.28 (18./3.) 1:25.10 (32./4.)	1.85	4.86	40.29	- DNS - 1:18.74 (14./2.)		- DNF -
	311	MADRIAN Ferdinand Schildorn	AT 1960	KTM X-Bow S2	1.89 1.65	5.50 4.86	44.56 42.06	1:24.48 (17./2.) 1:20.60 (15./3.)	1.89	5.76	41.88	- DNS - 1:20.21 (19./4.)		- DNF -
	135	NEISSER Rudolf Dragon	CZ 1976	Nissan 350 Z E1+2000/2WD	2.06 2.03	5.57 5.47	44.53 43.78	1:24.32 (16./3.) 1:22.67 (19./2.)	1.90	5.25	42.80	- DNS - 1:21.29 (23./3.)		- DNF -
	201	NĚMEC Zdeněk nc power	CZ 1972	VW Golf 1 E1-1600	2.08	5.23	42.21	1:21.98 (11./1.) - DNS -				- DNS - - DNS -		- DNF -
	240	LACKNER Ronald REC	AT 1990	Suzuki Swift GTI E1-1400	2.26	5.77		- DNF - - DNS -				- DNS - - DNS -		- DNF -
	315	PRECHT Mark MAD Race Power	AT 1900	KTM X-Bow S2	2.23 2.42	7.35 5.76	54.40 50.86	1:45.04 (70./8.) 1:36.63 (67./8.)	2.42	6.78	50.18	1:36.04 (70./8.)		- DNF -

Rank	№	Driver Entrant	Country Bird	Car Class	Qualification				RACE				Diff. Prev. Speed (km/h)	TIME
					20 m	100 m	1350m	Time	20m	100m	1350m	Time		
	316	PICHLHOFER Bernd MAD Race Power	AT 1900	KTM X-Bow S2	2.38 2.37	6.09 5.76	52.49 45.56	1:38.25 (64./7.) 1:26.78 (43./5.)	2.34	6.74	46.46	1:29.09 (55./6.) - DNS - - DNS -	- DNF -	
	254	CHOVANEK Pavel LBT racing	CZ 1977	Ford Fiesta E1-1400	1.88	5.49	1:04.25	1:56.43 (73./5.) - DNS -				- DNS - - DNS - - DNS -	- DNF -	
	102	OPATRIL Dominik Opec Brno	CZ 1990	Vw Golf VR6 Turbo E1+2000/4WD				- DNS - - DNS -				- DNS - - DNS - - DNS -	- DNF -	

Berg Cup Historic Cars



1.	420	JELINEK Libor REC	CZ 1949	BMW CLS HA1+2000	2.02 2.01	6.48 5.76	50.47 44.33	1:32.72 (46./1.) 1:24.12 (26./1.)	2.11 2.09	5.88 5.50	43.18 42.53	1:21.97 (22./1.) 1:20.96 (22./1.) - DNS -	2:42.93 (1.) 103,406 Δ 1,010 (34.)
2.	442	NĚMEC Petr nc power	CZ 1968	Lada 2105 VFTS HA1-2000	2.40 1.94	6.09 5.34	46.65 43.20	1:27.94 (26./2.) 1:22.18 (17./1.)	1.98 2.06	5.38 5.47	43.18 42.77	1:21.85 (21./1.) 1:21.83 (27./1.) - DNS -	+0,750 2:43.68 (1.) 102,933 Δ 0,020 (4.)
3.	456	WODNIAK Artur MAAR Motorsport	PL 1972	BMW E30 318iS HA1-2000	2.23 2.09	5.95 5.67	49.56 45.35	1:33.51 (50./5.) 1:25.44 (34./3.)	1.92 1.85	5.38 5.34	43.92 43.23	1:25.27 (35./2.) 1:22.35 (30./2.) - DNS -	+4,690 2:47.62 (2.) 100,513 Δ 2,920 (59.)
4.	485	MATUŠEK Lukáš PM autosport	CZ 1986	Škoda 130 RS HA1-1300	1.81 1.85	5.40 5.38	45.46 45.31	1:27.72 (23./1.) 1:26.57 (42./1.)	1.81 1.82	5.30 5.31	44.95 44.50	1:25.81 (39./1.) 1:25.21 (44./1.) - DNS -	+8,090 2:51.02 (1.) 98,515 Δ 0,600 (21.)
5.	466	KASZYNSKI Jarek Prosound Racing	PL 1972	BMW 318 GTR HA1+2000	2.48 2.30	6.49 5.92	47.19 44.31	1:30.62 (39./4.) 1:25.82 (37./4.)	2.30 2.24	5.73 5.75	45.02 44.04	1:26.28 (42./3.) 1:24.87 (43./2.) - DNS -	+8,220 2:51.15 (2.) 98,440 Δ 1,410 (41.)
6.	491	DOKOUPIL Roman R9Team	CZ 1976	Škoda 130 RS HA1-1300	2.08 2.06	5.79 5.65	47.02 45.61	1:30.54 (38./2.) 1:28.19 (49./2.)	1.94 1.91	5.51 5.51	46.06 44.40	1:27.60 (43./2.) 1:25.28 (45./2.) - DNS -	+9,950 2:52.88 (2.) 97,455 Δ 2,320 (55.)
7.	443	CHAZELLE François DKP Racing	FR 1973	Peugeot 205 GTi HA1-2000	2.10 2.21	6.13 6.11	46.24 46.57	1:27.44 (22./1.) 1:27.76 (47./5.)	2.23 2.10	6.15 5.93	46.67 45.44	1:27.79 (44./4.) 1:26.21 (49./4.) - DNS -	+11,070 2:54.00 (3.) 96,828 Δ 1,580 (46.)
8.	450	STANIAK Marcin KV Motorsport Team	PL 1978	BMW 318is HA1-2000	2.45 2.11	6.49 5.60	48.10 44.83	1:30.34 (37./3.) 1:25.33 (33./2.)	2.25 2.04	5.85 5.54	45.05 45.29	1:31.09 (56./5.) 1:25.42 (47./3.) - DNS -	+13,580 2:56.51 (4.) 95,451 Δ 5,670 (64.)
9.	471	KALIG Martin PM autosport	CZ 1980	Škoda 130 MK1 HA1-1300	1.96 1.96	5.83 5.92	49.95 49.79	1:35.63 (57./4.) 1:33.93 (63./4.)	1.91 1.90	5.70 5.85	47.71 46.96	1:30.39 (54./3.) 1:28.52 (54./3.) - DNS -	+15,980 2:58.91 (3.) 94,170 Δ 1,870 (49.)
10.	473	HERVERT Tomáš PM autosport	CZ 1973	Škoda 130 RS HA1-1300	2.08 1.93	5.97 5.70	48.68 48.24	1:33.34 (49./3.) 1:32.74 (59./3.)	2.45 1.95	6.28 5.69	49.71 46.68	1:33.86 (61./4.) 1:30.32 (62./4.) - DNS -	+21,250 3:04.18 (4.) 91,476 Δ 3,540 (62.)
11.	476	STRYJA Jaroslav PM autosport	CZ 1962	Škoda 120LS MTX Rally HA1-1300	2.31 2.15	6.55 6.07	55.48 54.45	1:46.26 (71./5.) 1:46.15 (72./5.)	2.38 2.30	6.67 6.38	52.61 51.94	1:41.00 (67./5.) 1:38.77 (71./5.) - DNS -	+36,840 3:19.77 (5.) 84,337 Δ 2,230 (53.)
	404	KOLÁŘ Martin Marko Motorsport	CZ 1986	Škoda Spider 2000 B5 HA2	2.14	5.69	51.07	1:38.47 (66./1.) - DNS -				- DNS - - DNS - - DNS -	- DNF -

Competition / Weather Information

Qualification					RACE				
	Time	Weather	Temp. (°C)			Time	Weather	Temp. (°C)	
			Air	Road				Air	Road
1st Round	8:06: - 9:45:	Cloudy	5	2	1st Round	10:53 - 11:43	Cloudy	7	3
2nd Round	9:42: - 10:45	Cloudy	7	3	2nd Round	11:47 - 12:35	Cloudy	8	4
					3rd Round	-			

Statistics

		Time			Speed (km/h)			Competitors / Nations		
		Min	Max	Avg.	Max	Min	Avg.	in start list	started	with results
Qualification	1st Round	1:08.660	7:17.370	1:34.989	122,692	19,261	88,684	80/5	77/5	74/5
	2nd Round	1:05.510	2:01.660	1:26.452	128,591	69,242	97,441	80/5	73/5	73/5
RACE	1st Round	1:05.540	1:46.990	1:25.053	128,532	78,736	99,044	80/5	68/5	68/4
	2nd Round	1:04.920	1:45.030	1:23.933	129,760	80,206	100,365	80/5	73/5	73/5
	3rd Round							80/5	0/5	0/0

Race Director RYBNÍČEK Ivan (CZE)	Sport Marshal IHA  BARTL Miroslav (CZE)	Main Timekeeper  ŠABÍK Luboš (SVK)
--	--	---

LIQUI MOLY BERG CUP 2012

VARŠ Brněnský drak 2012 - I. závod, 1.4.2012



Masarykův okruh, Brno (CZ), 31. 3. - 1.4. 2012



Jury / Competition Management		Hill Data	
Chief of Competition	RYBNÍČEK Ivan (CZE)	Start Altitude	m
Race Director	RYBNÍČEK Ivan (CZE)	Finish Altitude	m
Vice chairman	ŠIROKÁ Riana (CZE)	Vertical Drop	m
Sport Marshal IHA	BARTL Miroslav (CZE)	Course Length	2340 m
Technical Marshal IHA	DANĚK Pavel (CZE)	Min course Width	10 m
		Count of right-hand bend	
		Count of left-hand bend	
		Hill Record	2011, BENEŠ Miloš Ralt RT23: 1:00.89

Rank	No	Driver Entrant	Country Bird	Car Class	Qualification				RACE				Diff. Prev.	TIME Speed (km/h)
					20 m	100 m	1350m	Time	20m	100m	1350m	Time		

Berg Cup Actual Cars

CLASS S1-1600

1.	389	ZIMÁK Martin Holešov	CZ 1989	Citroën Saxo S1-1600	2.30 2.36	5.81 5.88	46.07 45.62	1:28.15 (28./1.) 1:25.96 (38./1.)	2.31 2.27	5.84 5.76	44.49 43.96	1:23.97 (30./1.) 1:23.28 (35./1.)	-DNS-	2:47.25 (28.) 100,735	
2.	399	PAŠEK Przemysław Akuna Racing Team	PL 1984	Honda Civic S1-1600	2.19 2.20	6.12 5.94	46.89 45.86	1:28.89 (30./2.) 1:26.79 (44./2.)	2.27 2.09	6.00 5.71	45.62 44.79	1:26.20 (41./2.) 1:25.36 (46./2.)	-DNS-	+4,310 +4,310	2:51.56 (35.) 98,205
3.	395	ÁZSÓTH Petr DECAM Motorsport	CZ 1982	Citroën Saxo S1-1600	2.10 2.11	5.88 5.77	47.50 46.85	1:33.27 (48./4.) 1:29.76 (54./4.)	2.08 2.15	5.79 5.86	46.79 46.72	1:29.61 (51./3.) 1:29.60 (58./3.)	-DNS-	+11,960 +7,650	2:59.21 (45.) 94,013
4.	388	ÁZSÓTH Ladislav DECAM Motorsport	CZ 1959	Citroën Saxo S1-1600	2.26 2.29	6.16 6.04	47.57 46.96	1:29.85 (36./3.) 1:28.73 (50./3.)	2.31 2.20	6.23 6.03	47.83 46.97	1:30.29 (53./4.) 1:29.60 (58./3.)	-DNS-	+12,640 +0,680	2:59.89 (46.) 93,657
5.	390	MÁLEK Dan Málek-motorsport	CZ 1976	Škoda Felicia S1-1600	2.44 2.23	6.39 6.10	49.73 48.73	1:34.78 (54./5.) 1:33.09 (60./5.)	2.40 2.46	6.32 6.44	48.71 47.91	1:33.14 (59./5.) 1:32.20 (66./5.)	-DNS-	+18,090 +5,450	3:05.34 (52.) 90,903
6.	381	BRTNÍČEK Patrik Kašparov racing	CZ 1997	Škoda Felicia S1-1600	2.41 2.26	7.02 6.89	1:02.00 55.41	1:53.75 (72./6.) 1:45.08 (71./6.)	2.44 2.42	7.08 6.91	57.08 55.11	1:46.99 (68./6.) 1:45.03 (73./6.)	-DNS-	+44,770 +26,680	3:32.02 (57.) 79,464

CLASS S1-2000

1.	367	DANIEL Antonín Kodecar Racing Team	CZ 1957	Honda Civic Type R S1-2000	2.27 2.09	5.90 5.59	47.06 43.91	1:29.69 (35./3.) 1:23.78 (22./1.)	2.13 2.09	5.66 5.51	43.97 43.70	1:23.58 (28./1.) 1:23.51 (36./1.)	-DNS-	2:47.09 (27.) 100,832	
2.	373	LOUBAL Lubomír Kovalovice	CZ 1982	VW Golf 4 TDi S1-2000	2.27 2.46	5.96 5.39	45.23 43.98	1:27.79 (25./1.) 1:24.02 (24./2.)	2.68 2.15	5.84 5.63	44.78 44.24	1:24.95 (32./3.) 1:24.24 (39./2.)	-DNS-	+2,100 +2,100	2:49.19 (31.) 99,580
3.	360	SLOVÁČEK Michal Lemurs racing team	CZ 1968	Honda Civic Type R S1-2000	2.27 2.11	5.98 5.63	46.34 44.70	1:28.96 (31./2.) 1:26.18 (39./3.)	2.20 2.15	5.77 5.66	44.82 44.44	1:24.93 (31./2.) 1:24.46 (42./3.)	-DNS-	+2,300 +0,200	2:49.39 (32.) 99,463
4.	366	WINTER Jaroslav Kodecar Racing Team	CZ 1959	Honda Civic Type R S1-2000	2.14 2.16	5.82 5.76	49.36 45.60	1:36.41 (59./5.) 1:27.18 (45./4.)	2.15 2.18	5.70 5.76	44.75 44.91	1:25.49 (37./4.) 1:25.87 (48./4.)	-DNS-	+4,270 +1,970	2:51.36 (34.) 98,319
5.	363	KŘIVKA Tomáš Křivka Motorsport	CZ 1992	Renault Clio Sport S1-2000	2.34 2.33	6.27 6.15	49.76 49.54	1:34.78 (54./4.) 1:35.51 (65./5.)	2.34 2.36	6.07 6.12	47.92 47.81	1:31.60 (58./5.) 1:31.35 (65./5.)	-DNS-	+15,860 +11,590	3:02.95 (50.) 92,091

Rank	No	Driver Entrant	Country Bird	Car Class	Qualification				RACE				Diff. Prev.	TIME Speed (km/h)
					20 m	100 m	1350m	Time	20m	100m	1350m	Time		
6.	364	MICHALEWICZ Piotr APM Michalewicz Autosport	PL 1977	Seat Ibiza S1-2000	2.38 2.39	6.45 6.31	51.26 50.45	1:38.13 (63./6.) 1:36.29 (66./6.)	2.46 2.41	6.45 6.51	50.38 50.20	1:35.75 (64./6.) 1:35.28 (68./6.)	+23,940 +8,080	3:11.03 (55.) 88,196
CLASS S1+2000/2WD														
1.	343	KLUKAN Radek Lemurs racing team	CZ 1973	BMW M3 S1+2000/2WD	2.48 2.29	6.61 6.29	51.51 52.26	1:38.42 (65./1.) 1:38.66 (69./1.)	2.60 2.33	6.85 6.50	49.18 47.71	1:33.95 (62./1.) 1:30.95 (63./1.)		3:04.90 (51.) 91,120
CLASS S1+2000/4WD														
1.	330	HANUŠ Vladimír KV Motorsport Team	SK 1976	Mitsubishi Lancer EVO X S1+2000/4WD	1.73 1.62	4.87 4.68	45.98 42.07	1:29.29 (33./2.) 1:21.09 (16./1.)	1.69 1.70	4.79 4.70	42.05 41.35	1:20.42 (15./1.) 1:19.22 (17./3.)		2:39.64 (13.) 105,537
2.	10	STEHLÍK Karel KV Motorsport Team	CZ 1980	Mitsubishi Lancer Evo IX S1+2000/4WD	2.02 1.68	5.45 4.87	48.04 43.37	1:32.27 (45./3.) 1:22.76 (20./2.)	2.01 1.86	5.21 5.01	41.89 40.91	1:21.01 (16./2.) 1:18.76 (15./2.)	+0,130 +0,130	2:39.77 (14.) 105,452
3.	324	MEIXNER Richard Liqui Moly Komvet Racind	CZ 1975	Mitsubishi Lancer EVO VIII S1+2000/4WD	1.96 2.08	5.37 5.41	46.70 44.59	1:28.37 (29./1.) 1:24.60 (30./3.)	1.73 1.72	4.99 4.81	42.78 42.34	1:22.78 (23./3.) 1:21.95 (28./4.)	+5,090 +4,960	2:44.73 (21.) 102,276
4.	321	HAVLÍČEK Luboš A.M.S.R.T.	CZ 1978	Mitsubishi Lancer Evo VIII S1+2000/4WD	2.06 1.61	6.14 4.70	48.44 1:10.98	1:35.04 (56./4.) 2:01.66 (73./4.)	1.65 1.60	4.77 4.64	42.86 40.35	1:33.83 (60./4.) 1:18.69 (13./1.)	+12,880 +7,790	2:52.52 (38.) 97,658
CLASS S2														
1.	304	VÍTEK Michal Superlight	CZ 1970	Caterham Superlight R500 S2	2.00 2.00	5.12 5.04	42.18 41.30	1:19.98 (9./1.) 1:18.88 (10./1.)	1.95 1.97	4.88 5.03	40.78 40.78	1:18.54 (11./1.) 1:18.01 (11./1.)		2:36.55 (11.) 107,621
2.	302	AXMAN Michal Caterham racing	CZ 1974	Caterham CSR S2	2.47 1.98	5.90 5.10	46.28 42.03	1:27.76 (24./4.) 1:20.49 (14./2.)	1.94 1.92	5.10 5.06	42.99 41.67	1:21.61 (19./2.) 1:18.79 (16./3.)	+3,850 +3,850	2:40.40 (16.) 105,037
3.	305	KRAMER Michal Praha 4	CZ 1977	Caterham CSR 500 S2	2.15 2.08	6.10 5.88	47.93 48.04	1:31.29 (42./5.) 1:30.64 (57./6.)	2.28 2.09	6.24 5.94	47.41 46.68	1:29.61 (51./3.) 1:28.36 (53./5.)	+21,420 +17,570	2:57.97 (41.) 94,668
4.	301	TUČKA Pavel Brno	CZ 1966	Caterham CSR S2	1.95 2.04	5.50 5.54	48.95 49.36	1:33.74 (51./6.) 1:34.02 (64./7.)	2.22 2.07	5.88 5.64	47.63 47.88	1:31.05 (55./4.) 1:31.05 (64./7.)	+25,550 +4,130	3:02.10 (49.) 92,521
311		MADRIAN Ferdinand Schildorn	AT 1960	KTM X-Bow S2	1.89 1.65	5.50 4.86	44.56 42.06	1:24.48 (17./2.) 1:20.60 (15./3.)	1.89	5.76	41.88	- DNS - 1:20.21 (19./4.)		- DNF -
315		PRECHT Mark MAD Race Power	AT 1900	KTM X-Bow S2	2.23 2.42	7.35 5.76	54.40 50.86	1:45.04 (70./8.) 1:36.63 (67./8.)	2.42	6.78	50.18	- DNS - 1:36.04 (70./8.)		- DNF -
316		PICHLHOFER Bernd MAD Race Power	AT 1900	KTM X-Bow S2	2.38 2.37	6.09 5.76	52.49 45.56	1:38.25 (64./7.) 1:26.78 (43./5.)	2.34	6.74	46.46	- DNS - 1:29.09 (55./6.)		- DNF -
314		FRIEDEL Daniel MAD Race Power	AT 1900	KTM X-Bow S2	2.74 1.78	5.97 4.89	43.59 43.31	1:25.28 (18./3.) 1:25.10 (32./4.)	1.85	4.86	40.29	- DNS - 1:18.74 (14./2.)		- DNF -
CLASS NA-2000														
1.	299	PILAŘ Rostislav Lemurs racing team	CZ 1960	Ford Escort RS 2000 NA-2000	2.19 2.08	5.89 5.47	46.02 43.53	1:27.98 (27./1.) 1:23.10 (21./1.)	2.05 2.06	5.37 5.48	43.49 43.38	1:23.51 (27./2.) 1:22.95 (32./1.)		2:46.46 (24.) 101,214
2.	284	PFEIFER Bohumil Brno	CZ 1973	Škoda Octavia NA-2000	2.94 2.31	6.88 5.91	52.20 45.79	1:33.88 (52./3.) 1:26.45 (40./2.)	2.28 2.30	5.78 5.93	43.89 44.70	1:23.22 (26./1.) 1:24.41 (40./2.)	+1,170 +1,170	2:47.63 (29.) 100,507
3.	283	BRTNÍČEK Lubomír Kašparov racing	CZ 1975	Renault Clio sport NA-2000	2.18 2.08	6.00 5.66	47.68 46.36	1:31.40 (44./2.) 1:29.33 (52./3.)	2.05 2.09	5.69 5.78	46.59 46.84	1:29.23 (49./4.) 1:29.23 (56./3.)	+12,000 +10,830	2:58.46 (42.) 94,408
4.	163	DUDEK Grzegorz Dudek Auto Sport	PL 1972	VW Golf 3 16V NA-2000	2.77 2.38	8.85 6.19		- DNF - 1:30.43 (55./4.)	2.55 2.50	6.41 6.33	47.53 47.41	1:29.09 (45./3.) 1:29.45 (57./4.)	+12,080 +0,080	2:58.54 (43.) 94,365
CLASS E2SH														
1.	95	KOLBÁBEK Radek Lemurs racing team	CZ 1973	Ford Sierra 4000 E2SH	1.72 1.61	4.89 4.71	42.62 41.90	1:20.89 (10./2.) 1:20.48 (13./2.)	1.66 1.61	4.72 4.64	40.99 40.92	1:18.77 (12./2.) 1:18.33 (12./1.)		2:37.10 (12.) 107,244
CLASS E1-1400														
1.	241	ŠRAHÚLEK Petr JPMotorsport	CZ 1973	Škoda 130RS Evo1 E1-1400	2.05 2.00	5.60 5.40	48.44 44.57	1:31.25 (41./1.) 1:25.77 (36./1.)	1.82 1.85	5.16 5.17	43.90 43.12	1:23.82 (29./1.) 1:23.24 (33./1.)		2:47.06 (26.) 100,850
2.	250	PLEVA Martin AMK Vrbno pod Pradědem	CZ 1979	Škoda 120S 1400 E1-1400	1.90 1.92	5.54 5.49	49.47 47.20	1:36.07 (58./2.) 1:30.62 (56./2.)	1.86 1.85	5.40 5.36	46.32 45.04	1:29.20 (47./2.) 1:27.35 (52./2.)	+9,490 +9,490	2:56.55 (40.) 95,429
3.	249	STEJSKAL Bronislav Czech-Pro Racing Team	CZ 1977	Škoda Felicia Kit Car E1-1400	2.43 2.08	6.21 5.72	49.03 48.25	1:42.32 (69./4.) 1:33.32 (61./3.)	2.31 2.25	6.02 5.93	47.48 47.01	1:31.20 (57./3.) 1:30.11 (61./3.)	+14,250 +4,760	3:01.31 (48.) 92,924
4.	243	TOMAN Martin MKT Motorsport	CZ 1971	Škoda Felicia E1-1400	2.44 2.16	6.40 5.94	53.11 51.72	1:40.83 (68./3.) 1:37.71 (68./4.)	2.19 2.01	6.04 5.76	50.64 50.23	1:36.25 (65./4.) 1:35.58 (69./4.)	+24,770 +10,520	3:11.83 (56.) 87,828

Rank	No	Driver Entrant	Country Bird	Car Class	Qualification				RACE				Diff. Prev.	TIME Speed (km/h)
					20 m	100 m	1350m	Time	20m	100m	1350m	Time		
	240	LACKNER Ronald REC	AT 1990	Suzuki Swift GTI E1-1400	2.26	5.77		- DNF - - DNS -				- DNS - - DNS - - DNS -		- DNF -
	254	CHOVANEK Pavel LBT racing	CZ 1977	Ford Fiesta E1-1400	1.88	5.49	1:04.25	1:56.43 (73./5.) - DNS -				- DNS - - DNS - - DNS -		- DNF -
CLASS E1-1600														
1.	200	PETRLÍK Tomáš Horní Moštěnice	CZ 1982	Ford Fiesta XR2i E1-1600	2.35 2.22	6.18 6.00	52.92 47.78	1:37.96 (62./3.) 1:29.71 (53./1.)	2.28 2.24	6.13 6.47	46.82 48.89	1:29.19 (46./1.) 1:29.82 (60./1.)		2:59.01 (44.) 94,118
2.	234	JÍNĚ Jan AMC-Chrudim	CZ 1979	Honda CRX E1-1600	2.49 2.46	6.41 6.30	49.38 56.45	1:34.54 (53./2.) 1:41.45 (70./2.)	2.44 2.44	6.27 6.27	49.49 49.61	1:34.26 (63./2.) 1:34.71 (67./2.)	+9,960 +9,960	3:08.97 (53.) 89,157
	201	NĚMEC Zdeněk nc power	CZ 1972	VW Golf 1 E1-1600	2.08	5.23	42.21	1:21.98 (11./1.) - DNS -				- DNS - - DNS - - DNS -		- DNF -
CLASS E1-2000														
1.	189	BOHÁČ Milan Lemurs racing team	CZ 1957	Renault Clio E1-2000	2.07 2.12	5.26 5.22	41.42 40.41	1:19.60 (7./1.) 1:17.06 (9./1.)	2.15 2.04	5.35 5.22	40.69 40.04	1:17.99 (10./1.) 1:16.53 (10./1.)		2:34.52 (10.) 109,034
2.	183	NEVESELÝ Radek Nevik-racer	CZ 1981	VW Golf D E1-2000	2.31 2.20	5.90 5.61	46.18 45.03	1:24.17 (15./2.) 1:24.14 (27./2.)	2.20 2.27	5.66 5.68	41.40 42.04	1:19.56 (14./2.) 1:20.36 (20./2.)	+5,400 +5,400	2:39.92 (15.) 105,353
3.	187	SATEK Jakub REC	CZ 1984	Honda Civic Type R E1-2000	2.49 2.24	6.01 5.58	55.43 45.11	1:38.88 (67./5.) 1:26.50 (41./4.)	2.07 2.23	5.40 5.64	44.87 44.04	1:25.14 (34./3.) 1:23.66 (37./4.)	+14,280 +8,880	2:48.80 (30.) 99,810
4.	186	ŘEHÁK Matěj Rožnov pod Radhoštěm	CZ 1988	Honda Civic Type-R E1-2000	3.30 2.48	8.09 6.79		7:17.37 (74./6.) 1:33.72 (62./6.)	2.21 2.39	5.95 6.13	45.17 45.98	1:25.34 (36./4.) 1:26.31 (50./5.)	+17,130 +2,850	2:51.65 (36.) 98,153
5.	190	PIEKARZ Antonín DKP Racing	CZ 1957	Opel Astra GSi E1-2000	2.25 2.20	6.09 5.78	53.45 46.19	1:36.72 (60./4.) 1:29.04 (51./5.)	2.19 2.34	6.02 6.30	45.64 46.17	1:25.80 (38./5.) 1:27.23 (51./6.)	+18,510 +1,380	2:53.03 (39.) 97,370
6.	180	MITÁNEK Petr DKP Racing	CZ 1979	Opel Astra GSi E1-2000	2.19 2.21	5.71 5.72	45.49 44.58	1:26.27 (20./3.) 1:24.62 (31./3.)	2.27 2.18	5.67 5.58	44.02 43.53	1:37.72 (66./6.) 1:23.25 (34./3.)	+26,450 +7,940	3:00.97 (47.) 93,098
CLASS E1+2000/2WD														
1.	159	ERDÉLYI Tomáš Šenkýř Motorsport	SK 1974	BMW M3 GTR E36 E1+2000/2WD	2.15 1.97	5.22 4.91	42.35 40.31	1:19.89 (8./1.) 1:19.13 (11./1.)	1.93 1.96	4.96 4.84	40.22 38.91	1:16.89 (9./1.) 1:14.79 (9./1.)		2:31.68 (9.) 111,076
2.	131	JUHAS Martin Galanta	SK 1980	BMW M3 E1+2000/2WD	1.97 1.96	5.29 5.25	44.14 43.51	1:24.14 (14./2.) 1:24.28 (29./3.)	1.96 1.98	5.25 5.23	43.52 42.19	1:22.91 (24./2.) 1:20.94 (21./2.)	+12,170 +12,170	2:43.85 (20.) 102,826
3.	134	SÁZAVA Luboš GMS Mados Racing Team	CZ 1958	BMW 130i E1+2000/2WD	2.61 2.38	7.34 6.51	52.24 49.33	1:36.85 (61./4.) 1:31.37 (58./4.)	2.73 3.06	6.80 7.11	47.98 57.19	1:29.59 (50./3.) 1:40.09 (72./4.)	+38,000 +25,830	3:09.68 (54.) 88,823
	135	NEISSER Rudolf Dragon	CZ 1976	Nissan 350 Z E1+2000/2WD	2.06 2.03	5.57 5.47	44.53 43.78	1:24.32 (16./3.) 1:22.67 (19./2.)	1.90	5.25	42.80	- DNS - 1:21.29 (23./3.) - DNS -		- DNF -
CLASS E1+2000/4WD														
1.	6	ŠPALEK Jiří Liqui Moly Komvet Racing	CZ 1972	Mitsubishi Lancer WRC 05 E1+2000/4WD	1.74 1.58	4.47 4.23	40.37 38.41	1:16.46 (4./1.) 1:13.74 (6./1.)	1.50 1.54	4.13 4.25	37.82 38.16	1:13.39 (6./1.) 1:13.51 (6./1.)		2:26.90 (6.) 114,690
2.	7	ZEMAN Martin Liqui Moly Komvet Racing	CZ 1974	Mitsubishi Lancer EVO VI E1+2000/4WD	2.33 1.59	5.55 4.12		- DNF - 1:14.10 (7./2.)	1.77 1.61	4.32 4.12	37.78 37.40	1:13.68 (8./2.) 1:13.61 (7./2.)	+0,390 +0,390	2:27.29 (7.) 114,387
3.	111	CIKOR Rado Max Motorsport	SK 1971	Mitsubishi Lancer Evolution E1+2000/4WD	1.88 1.73	4.67 4.49	42.67 41.14	1:22.59 (12./2.) 1:20.25 (12./3.)	1.69 1.77	4.39 4.49	40.62 42.64	1:19.24 (13./3.) 1:21.79 (26./4.)	+14,130 +13,740	2:41.03 (17.) 104,626
4.	112	CICHÁ Veronika KV Motorsport Team	CZ 1987	Mitsubishi Lancer Evo IV E1+2000/4WD	1.89 1.88	5.26 5.67	47.73 44.18	1:31.17 (40./4.) 1:24.06 (25./5.)	1.81 1.74	5.01 4.89	42.66 42.33	1:23.09 (25./5.) 1:21.76 (25./3.)	+17,950 +3,820	2:44.85 (22.) 102,202
5.	120	DOSEDĚL Dušan DK Mont	CZ 1972	Subaru impreza WRX STi N14 E1+2000/4WD	2.53 2.13	6.02 5.30	46.98 43.60	1:29.17 (32./3.) 1:24.27 (28./6.)	1.93 1.96	4.90 4.96	41.94 43.32	1:21.47 (18./4.) 1:23.98 (38./6.)	+18,550 +0,600	2:45.45 (23.) 101,831
6.	117	KORASZEWSKI Jacek Koraszewski AutoSport	PL 1982	Audi TT Quattro E1+2000/4WD	2.00 1.84	6.05 5.09	50.06 43.24	1:33.23 (47./5.) 1:23.97 (23./4.)	2.05 1.87	5.59 5.22	48.67 43.12	1:29.22 (48./6.) 1:22.54 (31./5.)	+24,860 +6,310	2:51.76 (37.) 98,090
	102	OPATRÍL Dominik Opec Brno	CZ 1990	Vw Golf VR6 Turbo E1+2000/4WD				- DNS - - DNS -				- DNS - - DNS - - DNS -		- DNF -
CLASS E2/C-1600														
1.	64	KRAKOVIČ Radek REC	CZ 1986	Fiks 09RK E2/C-1600	2.14 1.77	5.61 4.63	44.34 40.11	1:23.80 (13./1.) 1:16.38 (8./1.)	1.78 1.91	4.67 4.92	38.50 38.90	1:13.40 (7./1.) 1:14.02 (8./1.)		2:27.42 (8.) 114,286
2.	88	VÁCHAL Ondřej Kocour Racing Team	CZ 1982	Formula Kart Yamaha 1000 E2/C-1600	1.59 1.81	4.96 6.41	44.21 44.87	1:25.82 (19./2.) 1:25.62 (35./3.)	1.61 1.52	4.79 4.59	42.27 41.35	1:21.30 (17./2.) 1:20.00 (18./2.)	+13,880 +13,880	2:41.30 (18.) 104,451

Rank	№	Driver Entrant	Country Bird	Car Class	Qualification				RACE				Diff. Prev.	TIME Speed (km/h)
					20 m	100 m	1350m	Time	20m	100m	1350m	Time		
3.	61	RÝZEK Milan KV Motorsport Team	SK 1985	Fiks 01 E2/C-1600	2.14 1.88	5.47 5.29	45.38 43.38	1:27.14 (21./3.) 1:22.42 (18./2.)	1.85 1.98	5.19 5.34	43.06 42.72	1:21.69 (20./3.) 1:21.44 (24./3.)	+15,710 +1,830	2:43.13 (19.) 103,280
4.	77	VÁCHAL Lukáš Kocour Racing Team	CZ 1980	Formula Kart Yamaha 1000 E2/C-1600	1.62 1.67	4.82 5.28	46.93 45.87	1:29.64 (34./4.) 1:27.47 (46./4.)	1.60 1.51	5.07 4.56	44.61 42.20	1:25.04 (33./4.) 1:21.97 (29./4.)	+19,590 +3,880	2:47.01 (25.) 100,880
5.	62	SVOBODA Jiří Nutrend Racing	CZ 1969	Radical SR3 E2/C-1600	2.58 4.24	6.23 7.81	49.70 47.88	1:31.37 (43./5.) 1:27.91 (48./5.)	2.58 2.58	5.97 5.97	45.75 44.90	1:26.06 (40./5.) 1:24.44 (41./5.)	+23,080 +3,490	2:50.50 (33.) 98,815

CLASS E2/C-2000

1.	9	TRNKA Jakub Liqui Moly Komvet Racing	CZ 1982	Norma M20F E2/C-2000	2.38 1.88	5.24 4.58	41.99 38.11	1:19.30 (6./2.) 1:12.05 (5./2.)	1.63 1.63	4.30 4.24	36.75 36.10	1:10.10 (4./1.) 1:08.64 (3./1.)		2:18.74 (3.) 121,436
2.	4	NOVICKÝ Michal REC	CZ 1977	Reynard 032 F3 E2/C-2000	1.73 1.69	4.72 4.58	40.36 37.35	1:16.98 (5./1.) 1:11.31 (4./1.)	1.68 1.65	4.42 4.43	36.87 36.83	1:10.96 (5./2.) 1:10.85 (5./2.)	+3,070 +3,070	2:21.81 (5.) 118,807

CLASS E2/C+2000

1.	1	KOMÁREK David Liqui Moly Komvet Racing	CZ 1975	Norma M20F E2/C+2000	1.63 1.62	4.11 4.12	34.87 34.07	1:08.66 (1./1.) 1:05.51 (1./1.)	1.66 1.68	4.15 4.29	33.92 33.98	1:05.54 (1./1.) 1:04.92 (1./1.)		2:10.46 (1.) 129,143
2.	3	RYBNÍČEK Marek Liqui Moly Komvet Racing Team	CZ 1980	Norma M20F E2/C+2000	1.72 1.85	4.26 4.36	36.23 34.89	1:09.05 (2./1.) 1:07.27 (2./1.)	1.76 1.68	4.26 4.14	36.19 33.90	1:08.93 (2./1.) 1:05.37 (2./2.)	+3,840 +3,840	2:14.30 (2.) 125,450
3.	2	MLEJNEK Aleš REC	CZ 1967	Opel Lotus E2/C+2000	1.59 1.72	4.34 4.48	37.69 37.29	1:12.89 (3./2.) 1:11.26 (3./2.)	1.65 1.53	4.37 4.24	36.38 36.39	1:09.64 (3./2.) 1:09.30 (4./3.)	+8,480 +4,640	2:18.94 (4.) 121,261

Berg Cup Historic Cars

CLASS HA1-1300

1.	485	MATUŠEK Lukáš PM autosport	CZ 1986	Škoda 130 RS HA1-1300	1.81 1.85	5.40 5.38	45.46 45.31	1:27.72 (23./1.) 1:26.57 (42./1.)	1.81 1.82	5.30 5.31	44.95 44.50	1:25.81 (39./1.) 1:25.21 (44./1.)		2:51.02 (4.) 98,515
2.	491	DOKOUPIL Roman R9Team	CZ 1976	Škoda 130 RS HA1-1300	2.08 2.06	5.79 5.65	47.02 45.61	1:30.54 (38./2.) 1:28.19 (49./2.)	1.94 1.91	5.51 5.51	46.06 44.40	1:27.60 (43./2.) 1:25.28 (45./2.)	+1,860 +1,860	2:52.88 (6.) 97,455
3.	471	KALIG Martin PM autosport	CZ 1980	Škoda 130 MK1 HA1-1300	1.96 1.96	5.83 5.92	49.95 49.79	1:35.63 (57./4.) 1:33.93 (63./4.)	1.91 1.90	5.70 5.85	47.71 46.96	1:30.39 (54./3.) 1:28.52 (54./3.)	+7,890 +6,030	2:58.91 (9.) 94,170
4.	473	HERVERT Tomáš PM autosport	CZ 1973	Škoda 130 RS HA1-1300	2.08 1.93	5.97 5.70	48.68 48.24	1:33.34 (49./3.) 1:32.74 (59./3.)	2.45 1.95	6.28 5.69	49.71 46.68	1:33.86 (61./4.) 1:30.32 (62./4.)	+13,160 +5,270	3:04.18 (10.) 91,476
5.	476	STRYJA Jaroslav PM autosport	CZ 1962	Škoda 120LS MTX Rally HA1-1300	2.31 2.15	6.55 6.07	55.48 54.45	1:46.26 (71./5.) 1:46.15 (72./5.)	2.38 2.30	6.67 6.38	52.61 51.94	1:41.00 (67./5.) 1:38.77 (71./5.)	+28,750 +15,590	3:19.77 (11.) 84,337

CLASS HA1-2000

1.	442	NĚMEC Petr nc power	CZ 1968	Lada 2105 VFTS HA1-2000	2.40 1.94	6.09 5.34	46.65 43.20	1:27.94 (26./2.) 1:22.18 (17./1.)	1.98 2.06	5.38 5.47	43.18 42.77	1:21.85 (21./1.) 1:21.83 (27./1.)		2:43.68 (2.) 102,933
2.	456	WODNIAK Artur MAAR Motorsport	PL 1972	BMW E30 318iS HA1-2000	2.23 2.09	5.95 5.67	49.56 45.35	1:33.51 (50./5.) 1:25.44 (34./3.)	1.92 1.85	5.38 5.34	43.92 43.23	1:25.27 (35./2.) 1:22.35 (30./2.)	+3,940 +3,940	2:47.62 (3.) 100,513
3.	443	CHAZELLE François DKP Racing	FR 1973	Peugeot 205 GTi HA1-2000	2.10 2.21	6.13 6.11	46.24 46.57	1:27.44 (22./1.) 1:27.76 (47./5.)	2.23 2.10	6.15 5.93	46.67 45.44	1:27.79 (44./4.) 1:26.21 (49./4.)	+10,320 +6,380	2:54.00 (7.) 96,828
4.	450	STANIAK Marcin KV Motorsport Team	PL 1978	BMW 318iS HA1-2000	2.45 2.11	5.60	48.10 44.83	1:30.34 (37./3.) 1:25.33 (33./2.)	2.25 2.04	5.85 5.54	45.05 45.29	1:31.09 (56./5.) 1:25.42 (47./3.)	+12,830 +2,510	2:56.51 (8.) 95,451

CLASS HA1+2000

1.	420	JELÍNEK Libor REC	CZ 1949	BMW CLS HA1+2000	2.02 2.01	6.48 5.76	50.47 44.33	1:32.72 (46./1.) 1:24.12 (26./1.)	2.11 2.09	5.88 5.50	43.18 42.53	1:21.97 (22./1.) 1:20.96 (22./1.)		2:42.93 (1.) 103,406
2.	466	KASZYNSKI Jarek Prosound Racing	PL 1972	BMW 318 GTR HA1+2000	2.48 2.30	6.49 5.92	47.19 44.31	1:30.62 (39./4.) 1:25.82 (37./4.)	2.30 2.24	5.73 5.75	45.02 44.04	1:26.28 (42./3.) 1:24.87 (43./2.)	+8,220 +8,220	2:51.15 (5.) 98,440



CLASS HA2

404	KOLÁŘ Martin Marko Motorsport	CZ 1986	Škoda Spider 2000 B5 HA2	2.14	5.69	51.07	1:38.47 (66./1.) - DNS -					- DNS - - DNS - - DNS -		- DNF -
-----	---	------------	-----------------------------	------	------	-------	-----------------------------	--	--	--	--	-------------------------------	--	---------

Rank	№	Driver Entrant	Country Bird	Car Class	Qualification			RACE			Diff. Prev.	TIME Speed (km/h)
					20 m	100 m	1350m	Time	20m	100m		

Competition / Weather Information									
Qualification					RACE				
	Time	Weather	Temp. (°C)			Time	Weather	Temp. (°C)	
			Air	Road				Air	Road
1st Round	8:06: - 9:45:	Cloudy	5	2	1st Round	10:53 - 11:43	Cloudy	7	3
2nd Round	9:42: - 10:45	Cloudy	7	3	2nd Round	11:47 - 12:35	Cloudy	8	4
					3rd Round	-			

Statistics										
		Time			Speed (km/h)			Competitors / Nations		
		Min	Max	Avg.	Max	Min	Avg.	in start list	started	with results
Qualification	1st Round	1:08.660	7:17.370	1:34.989	122,692	19,261	88,684	80/5	77/5	74/5
	2nd Round	1:05.510	2:01.660	1:26.452	128,591	69,242	97,441	80/5	73/5	73/5
RACE	1st Round	1:05.540	1:46.990	1:25.053	128,532	78,736	99,044	80/5	68/5	68/4
	2nd Round	1:04.920	1:45.030	1:23.933	129,760	80,206	100,365	80/5	73/5	73/5
	3rd Round							80/5	0/5	0/0

Race Director RYBNÍČEK Ivan (CZE)	Sport Marshal IHA  BARTL Miroslav (CZE)	Main Timekeeper  ŠABÍK L'uboš (SVK)
--	--	--

LIQUI MOLY BERG CUP 2012

VARs Brněnský drak 2012 - I. závod, 1.4.2012

Masarykův okruh, Brno (CZ), 31. 3. - 1.4. 2012



Jury / Competition Management		Hill Data	
Chief of Competition	RYBNÍČEK Ivan (CZE)	Start Altitude	m
Race Director	RYBNÍČEK Ivan (CZE)	Finish Altitude	m
Vice chairman	ŠIROKÁ Riana (CZE)	Vertical Drop	m
Sport Marshal IHA	BARTL Miroslav (CZE)	Course Length	2340 m
Technical Marshal IHA	DANĚK Pavel (CZE)	Min course Width	10 m
		Count of right-hand bend	
		Count of left-hand bend	
		Hill Record	2011, BENEŠ Miloš Rait RT23: 1:00.89

Rank	No	Driver Entrant	Country Bird	Car Class	Qualification				RACE				Diff. Prev.	TIME Speed (km/h)
					20 m	100 m	1350m	Time	20m	100m	1350m	Time		
Berg Cup Actual Cars														
GROUP S1														
1.	330	HANUŠ Vladimír KV Motorsport Team	SK 1976	Mitsubishi Lancer EVO X S1+2000/4WD	1.73 1.62	5.69 4.68	45.98 42.07	1:29.29 (33./2.) 1:21.09 (16./1.)	1.69 1.70	4.79 4.70	42.05 41.35	1:20.42 (15./1.) 1:19.22 (17./3.)		2:39.64 (13.) 105,537
2.	10	STEHLÍK Karel KV Motorsport Team	CZ 1980	Mitsubishi Lancer Evo IX S1+2000/4WD	2.02 1.68	5.69 4.87	48.04 43.37	1:32.27 (45./3.) 1:22.76 (20./2.)	2.01 1.86	5.21 5.01	41.89 40.91	1:21.01 (16./2.) 1:18.76 (15./2.)	+0,130 +0,130	2:39.77 (14.) 105,452
3.	324	MEIXNER Richard Liqui Moly Komvet Racind	CZ 1975	Mitsubishi Lancer EVO VIII S1+2000/4WD	1.96 2.08	5.69 5.41	46.70 44.59	1:28.37 (29./1.) 1:24.60 (30./3.)	1.73 1.72	4.99 4.81	42.78 42.34	1:22.78 (23./3.) 1:21.95 (28./4.)	+5,090 +4,960	2:44.73 (21.) 102,276
4.	367	DANIEL Antonín Kodecar Racing Team	CZ 1957	Honda Civic Type R S1-2000	2.27 2.09	5.69 5.59	47.06 43.91	1:29.69 (35./3.) 1:23.78 (22./1.)	2.13 2.09	5.66 5.51	43.97 43.70	1:23.58 (28./1.) 1:23.51 (36./1.)	+7,450 +2,360	2:47.09 (27.) 100,832
5.	389	ZIMÁK Martin Holešov	CZ 1989	Citroën Saxo S1-1600	2.30 2.36	5.69 5.88	46.07 45.62	1:28.15 (28./1.) 1:25.96 (38./1.)	2.31 2.27	5.84 5.76	44.49 43.96	1:23.97 (30./1.) 1:23.28 (35./1.)	+7,610 +0,160	2:47.25 (28.) 100,735
6.	373	LOUBAL Lubomír Kovalovice	CZ 1982	VW Golf 4 TDi S1-2000	2.27 2.46	5.69 5.39	45.23 43.98	1:27.79 (25./1.) 1:24.02 (24./2.)	2.68 2.15	5.84 5.63	44.78 44.24	1:24.95 (32./3.) 1:24.24 (39./2.)	+9,550 +1,940	2:49.19 (31.) 99,580
7.	360	SLOVÁČEK Michal Lemurs racing team	CZ 1968	Honda Civic Type R S1-2000	2.27 2.11	5.69 5.63	46.34 44.70	1:28.96 (31./2.) 1:26.18 (39./3.)	2.20 2.15	5.77 5.66	44.82 44.44	1:24.93 (31./2.) 1:24.46 (42./3.)	+9,750 +0,200	2:49.39 (32.) 99,463
8.	366	WINTER Jaroslav Kodecar Racing Team	CZ 1959	Honda Civic Type R S1-2000	2.14 2.16	5.69 5.76	49.36 45.60	1:36.41 (59./5.) 1:27.18 (45./4.)	2.15 2.18	5.70 5.76	44.75 44.91	1:25.49 (37./4.) 1:25.87 (48./4.)	+11,720 +1,970	2:51.36 (34.) 98,319
9.	399	PAŠEK Przemysław Akuna Racing Team	PL 1984	Honda Civic S1-1600	2.19 2.20	5.69 5.94	46.89 45.86	1:28.89 (30./2.) 1:26.79 (44./2.)	2.27 2.09	6.00 5.71	45.62 44.79	1:26.20 (41./2.) 1:25.36 (46./2.)	+11,920 +0,200	2:51.56 (35.) 98,205
10.	321	HAVLÍČEK Luboš A.M.S.R.T.	CZ 1978	Mitsubishi Lancer Evo VIII S1+2000/4WD	2.06 1.61	5.69 4.70	48.44 1:10.98	1:35.04 (56./4.) 2:01.66 (73./4.)	1.65 1.60	4.77 4.64	42.86 40.35	1:33.83 (60./4.) 1:18.69 (13./1.)	+12,880 +0,960	2:52.52 (38.) 97,658
11.	395	ÁZSÓTH Petr DECAM Motorsport	CZ 1982	Citroën Saxo S1-1600	2.10 2.11	5.69 5.77	47.50 46.85	1:33.27 (48./4.) 1:29.76 (54./4.)	2.08 2.15	5.79 5.86	46.79 46.72	1:29.61 (51./3.) 1:29.60 (58./3.)	+19,570 +6,690	2:59.21 (45.) 94,013

Rank	№	Driver Entrant	Country Bird	Car Class	Qualification				RACE				Diff. Prev.	TIME Speed (km/h)
					20 m	100 m	1350m	Time	20m	100m	1350m	Time		
12.	388	ÁZSÓTH Ladislav DECAM Motorsport	CZ 1959	Citroën Saxo S1-1600	2.26 2.29	5.69 6.04	47.57 46.96	1:29.85 (36./3.) 1:28.73 (50./3.)	2.31 2.20	6.23 6.03	47.83 46.97	1:30.29 (53./4.) 1:29.60 (58./3.)	+20,250 +0,680	2:59.89 (46.) 93,657
13.	363	KŘIVKA Tomáš Křivka Motorsport	CZ 1992	Renault Clio Sport S1-2000	2.34 2.33	5.69 6.15	49.76 49.54	1:34.78 (54./4.) 1:35.51 (65./5.)	2.34 2.36	6.07 6.12	47.92 47.81	1:31.60 (58./5.) 1:31.35 (65./5.)	+23,310 +3,060	3:02.95 (50.) 92,091
14.	343	KLUKAN Radek Lemurs racing team	CZ 1973	BMW M3 S1+2000/2WD	2.48 2.29	5.69 6.29	51.51 52.26	1:38.42 (65./1.) 1:38.66 (69./1.)	2.60 2.33	6.85 6.50	49.18 47.71	1:33.95 (62./1.) 1:30.95 (63./1.)	+25,260 +1,950	3:04.90 (51.) 91,120
15.	390	MÁLEK Dan Málek-motorsport	CZ 1976	Škoda Felicia S1-1600	2.44 2.23	5.69 6.10	49.73 48.73	1:34.78 (54./5.) 1:33.09 (60./5.)	2.40 2.46	6.32 6.44	48.71 47.91	1:33.14 (59./5.) 1:32.20 (66./5.)	+25,700 +0,440	3:05.34 (52.) 90,903
16.	364	MICHALEWICZ Piotr APM Michalewicz Autosport	PL 1977	Seat Ibiza S1-2000	2.38 2.39	5.69 6.31	51.26 50.45	1:38.13 (63./6.) 1:36.29 (66./6.)	2.46 2.41	6.45 6.51	50.38 50.20	1:35.75 (64./6.) 1:35.28 (68./6.)	+31,390 +5,690	3:11.03 (55.) 88,196
17.	381	BRTNÍČEK Patrik Kašparov racing	CZ 1997	Škoda Felicia S1-1600	2.41 2.26	5.69 6.89	1:02.00 55.41	1:53.75 (72./6.) 1:45.08 (71./6.)	2.44 2.42	7.08 6.91	57.08 55.11	1:46.99 (68./6.) 1:45.03 (73./6.)	+52,380 +20,990	3:32.02 (57.) 79,464

GROUP S2

1.	304	VÍTEK Michal Superlight	CZ 1970	Caterham Superlight R500 S2	2.00 2.00	5.69 5.04	42.18 41.30	1:19.98 (9./1.) 1:18.88 (10./1.)	1.95 1.97	4.88 5.03	40.78 40.78	1:18.54 (11./1.) 1:18.01 (11./1.)		2:36.55 (11.) 107,621
2.	302	AXMAN Michal Caterham racing	CZ 1974	Caterham CSR S2	2.47 1.98	5.69 5.10	46.28 42.03	1:27.76 (24./4.) 1:20.49 (14./2.)	1.94 1.92	5.10 5.06	42.99 41.67	1:21.61 (19./2.) 1:18.79 (16./3.)	+3,850 +3,850	2:40.40 (16.) 105,037
3.	305	KRAMER Michal Praha 4	CZ 1977	Caterham CSR 500 S2	2.15 2.08	5.69 5.88	47.93 48.04	1:31.29 (42./5.) 1:30.64 (57./6.)	2.28 2.09	6.24 5.94	47.41 46.68	1:29.61 (51./3.) 1:28.36 (53./5.)	+21,420 +17,570	2:57.97 (41.) 94,668
4.	301	TUČKA Pavel Brno	CZ 1966	Caterham CSR S2	1.95 2.04	5.69 5.54	48.95 49.36	1:33.74 (51./6.) 1:34.02 (64./7.)	2.22 2.07	5.88 5.64	47.63 47.88	1:31.05 (55./4.) 1:31.05 (64./7.)	+25,550 +4,130	3:02.10 (49.) 92,521
311		MADRIAN Ferdinand Schildorn	AT 1960	KTM X-Bow S2	1.89 1.65	5.69 4.86	44.56 42.06	1:24.48 (17./2.) 1:20.60 (15./3.)	1.89	5.76	41.88	- DNS - 1:20.21 (19./4.)		- DNF -
315		PRECHT Mark MAD Race Power	AT 1900	KTM X-Bow S2	2.23 2.42	5.69 5.76	54.40 50.86	1:45.04 (70./8.) 1:36.63 (67./8.)	2.42	6.78	50.18	- DNS - 1:36.04 (70./8.)		- DNF -
316		PICHLHOFER Bernd MAD Race Power	AT 1900	KTM X-Bow S2	2.38 2.37	5.69 5.76	52.49 45.56	1:38.25 (64./7.) 1:26.78 (43./5.)	2.34	6.74	46.46	- DNS - 1:29.09 (55./6.)		- DNF -
314		FRIEZEL Daniel MAD Race Power	AT 1900	KTM X-Bow S2	2.74 1.78	5.69 4.89	43.59 43.31	1:25.28 (18./3.) 1:25.10 (32./4.)	1.85	4.86	40.29	- DNS - 1:18.74 (14./2.)		- DNF -

GROUP E1

1.	6	ŠPALEK Jiří Liqui Moly Komvet Racing	CZ 1972	Mitsubishi Lancer WRC 05 E1+2000/4WD	1.74 1.58	5.69 4.23	40.37 38.41	1:16.46 (4./1.) 1:13.74 (6./1.)	1.50 1.54	4.13 4.25	37.82 38.16	1:13.39 (6./1.) 1:13.51 (6./1.)		2:26.90 (6.) 114,690
2.	7	ZEMAN Martin Liqui Moly Komvet Racing	CZ 1974	Mitsubishi Lancer EVO VI E1+2000/4WD	2.33 1.59	5.69 4.12		- DNF - 1:14.10 (7./2.)	1.77 1.61	4.32 4.12	37.78 37.40	1:13.68 (8./2.) 1:13.61 (7./2.)	+0,390 +0,390	2:27.29 (7.) 114,387
3.	159	ERDÉLYI Tomáš Šenkýř Motorsport	SK 1974	BMW M3 GTR E36 E1+2000/2WD	2.15 1.97	5.69 4.91	42.35 40.31	1:19.89 (8./1.) 1:19.13 (11./1.)	1.93 1.96	4.96 4.84	40.22 38.91	1:16.89 (9./1.) 1:14.79 (9./1.)	+4,780 +4,390	2:31.68 (9.) 111,076
4.	189	BOHÁČ Milan Lemurs racing team	CZ 1957	Renault Clio E1-2000	2.07 2.12	5.69 5.22	41.42 40.41	1:19.60 (7./1.) 1:17.06 (9./1.)	2.15 2.04	5.35 5.22	40.69 40.04	1:17.99 (10./1.) 1:16.53 (10./1.)	+7,620 +2,840	2:34.52 (10.) 109,034
5.	183	NEVESELÝ Radek Nevik-racer	CZ 1981	VW Golf D E1-2000	2.31 2.20	5.69 5.61	46.18 45.03	1:24.17 (15./2.) 1:24.14 (27./2.)	2.20 2.27	5.66 5.68	41.40 42.04	1:19.56 (14./2.) 1:20.36 (20./2.)	+13,020 +5,400	2:39.92 (15.) 105,353
6.	111	CIKOR Rado Max Motorsport	SK 1971	Mitsubishi Lancer Evolution E1+2000/4WD	1.88 1.73	5.69 4.49	42.67 41.14	1:22.59 (12./2.) 1:20.25 (12./3.)	1.69 1.77	4.39 4.49	40.62 42.64	1:19.24 (13./3.) 1:21.79 (26./4.)	+14,130 +1,110	2:41.03 (17.) 104,626
7.	131	JUHAS Martin Galanta	SK 1980	BMW M3 E1+2000/2WD	1.97 1.96	5.69 5.25	44.14 43.51	1:24.14 (14./2.) 1:24.28 (29./3.)	1.96 1.98	5.25 5.23	43.52 42.19	1:22.91 (24./2.) 1:20.94 (21./2.)	+16,950 +2,820	2:43.85 (20.) 102,826
8.	112	CICHÁ Veronika KV Motorsport Team	CZ 1987	Mitsubishi Lancer Evo IV E1+2000/4WD	1.89 1.88	5.69 5.67	47.73 44.18	1:31.17 (40./4.) 1:24.06 (25./5.)	1.81 1.74	5.01 4.89	42.66 42.33	1:23.09 (25./5.) 1:21.76 (25./3.)	+17,950 +1,000	2:44.85 (22.) 102,202
9.	120	DOSEĎL Dušan DK Mont	CZ 1972	Subaru Impreza WRC S11 N14 E1+2000/4WD	2.53 2.13	5.69 5.30	46.98 43.60	1:29.17 (32./3.) 1:24.27 (28./6.)	1.93 1.96	4.90 4.96	41.94 43.32	1:21.47 (18./4.) 1:23.98 (38./6.)	+18,550 +0,600	2:45.45 (23.) 101,831
10.	241	ŠRAHŮLEK Petr JPMotorsport	CZ 1973	Škoda 130RS Evo1 E1-1400	2.05 2.00	5.69 5.40	48.44 44.57	1:31.25 (41./1.) 1:25.77 (36./1.)	1.82 1.85	5.16 5.17	43.90 43.12	1:23.82 (29./1.) 1:23.24 (33./1.)	+20,160 +1,610	2:47.06 (26.) 100,850
11.	187	SATEK Jakub REC	CZ 1984	Honda Civic Type R E1-2000	2.49 2.24	5.69 5.58	55.43 45.11	1:38.88 (67./5.) 1:26.50 (41./4.)	2.07 2.23	5.40 5.64	44.87 44.04	1:25.14 (34./3.) 1:23.66 (37./4.)	+21,900 +1,740	2:48.80 (30.) 99,810

Rank	№	Driver Entrant	Country Bird	Car Class	Qualification				RACE				Diff. Prev.	TIME Speed (km/h)
					20 m	100 m	1350m	Time	20m	100m	1350m	Time		
12.	186	ŘEHÁK Matěj Rožnov pod Radhoštěm	CZ 1988	Honda Civic Type-R E1-2000	3.30 2.48	5.69 6.79	7:17.37 (74./6.) 1:33.72 (62./6.)	2.21 2.39	5.95 6.13	45.17 45.98	1:25.34 (36./4.) 1:26.31 (50./5.)	+24,750 +2,850	2:51.65 (36.) 98,153	
13.	117	KORASZEWSKI Jacek Koraszewski AutoSport	PL 1982	Audi TT Quattro E1+2000/4WD	2.00 1.84	5.69 5.09	50.06 43.24	1:33.23 (47./5.) 1:23.97 (23./4.)	2.05 1.87	5.59 5.22	48.67 43.12	1:29.22 (48./6.) 1:22.54 (31./5.)	+24,860 +0,110	2:51.76 (37.) 98,090
14.	190	PIEKARZ Antonín DKP Racing	CZ 1957	Opel Astra GSi E1-2000	2.25 2.20	5.69 5.78	53.45 46.19	1:36.72 (60./4.) 1:29.04 (51./5.)	2.19 2.34	6.02 6.30	45.64 46.17	1:25.80 (38./5.) 1:27.23 (51./6.)	+26,130 +1,270	2:53.03 (39.) 97,370
15.	250	PLEVA Martin AMK Vrbno pod Pradědem	CZ 1979	Škoda 120S 1400 E1-1400	1.90 1.92	5.69 5.49	49.47 47.20	1:36.07 (58./2.) 1:30.62 (56./2.)	1.86 1.85	5.40 5.36	46.32 45.04	1:29.20 (47./2.) 1:27.35 (52./2.)	+29,650 +3,520	2:56.55 (40.) 95,429
16.	200	PETRLÍK Tomáš Horní Moštěnice	CZ 1982	Ford Fiesta XR2i E1-1600	2.35 2.22	5.69 6.00	52.92 47.78	1:37.96 (62./3.) 1:29.71 (53./1.)	2.28 2.24	6.13 6.47	46.82 48.89	1:29.19 (46./1.) 1:29.82 (60./1.)	+32,110 +2,460	2:59.01 (44.) 94,118
17.	180	MITÁNEK Petr DKP Racing	CZ 1979	Opel Astra GSi E1-2000	2.19 2.21	5.69 5.72	45.49 44.58	1:26.27 (20./3.) 1:24.62 (31./3.)	2.27 2.18	5.67 5.58	44.02 43.53	1:37.72 (66./6.) 1:23.25 (34./3.)	+34,070 +1,960	3:00.97 (47.) 93,098
18.	249	STEJSKAL Bronislav Czech-Pro Racing Team	CZ 1977	Škoda Felicia Kit Car E1-1400	2.43 2.08	5.69 5.72	49.03 48.25	1:42.32 (69./4.) 1:33.32 (61./3.)	2.31 2.25	6.02 5.93	47.48 47.01	1:31.20 (57./3.) 1:30.11 (61./3.)	+34,410 +0,340	3:01.31 (48.) 92,924
19.	234	JINĚ Jan AMC-Chrudim	CZ 1979	Honda CRX E1-1600	2.49 2.46	5.69 6.30	49.38 56.45	1:34.54 (53./2.) 1:41.45 (70./2.)	2.44 2.44	6.27 6.27	49.49 49.61	1:34.26 (63./2.) 1:34.71 (67./2.)	+42,070 +7,660	3:08.97 (53.) 89,157
20.	134	SÁZAVA Luboš GMS Mados Racing Team	CZ 1958	BMW 130i E1+2000/2WD	2.61 2.38	5.69 6.51	52.24 49.33	1:36.85 (61./4.) 1:31.37 (58./4.)	2.73 3.06	6.80 7.11	47.98 57.19	1:29.59 (50./3.) 1:40.09 (72./4.)	+42,780 +0,710	3:09.68 (54.) 88,823
21.	243	TOMAN Martin MKT Motorsport	CZ 1971	Škoda Felicia E1-1400	2.44 2.16	5.69 5.94	53.11 51.72	1:40.83 (68./3.) 1:37.71 (68./4.)	2.19 2.01	6.04 5.76	50.64 50.23	1:36.25 (65./4.) 1:35.58 (69./4.)	+44,930 +2,150	3:11.83 (56.) 87,828
	135	NEISSER Rudolf Dragon	CZ 1976	Nissan 350 Z E1+2000/2WD	2.06 2.03	5.69 5.47	44.53 43.78	1:24.32 (16./3.) 1:22.67 (19./2.)	1.90	5.25	42.80	1:21.29 (23./3.)	- DNS - - DNS -	- DNF -
	201	NĚMEC Zdeněk nc power	CZ 1972	VW Golf 1 E1-1600	2.08	5.69	42.21	1:21.98 (11./1.) - DNS -				- DNS - - DNS -	- DNF -	
	240	LACKNER Ronald REC	AT 1990	Suzuki Swift GTI E1-1400	2.26	5.69		- DNF - - DNS -				- DNS - - DNS -	- DNF -	
	254	CHOVANEK Pavel LBT racing	CZ 1977	Ford Fiesta E1-1400	1.88	5.69	1:04.25	1:56.43 (73./5.) - DNS -				- DNS - - DNS -	- DNF -	
	102	OPATŘIL Dominik Opec Brno	CZ 1990	Vw Golf VR6 Turbo E1+2000/4WD		5.69		- DNS - - DNS -				- DNS - - DNS -	- DNF -	

GROUP E2/C

1.	1	KOMÁREK David Liqui Moly Komvet Racing	CZ 1975	Norma M20F E2/C+2000	1.63 1.62	5.69 4.12	34.87 34.07	1:08.66 (1./1.) 1:05.51 (1./1.)	1.66 1.68	4.15 4.29	33.92 33.98	1:05.54 (1./1.) 1:04.92 (1./1.)		2:10.46 (1.) 129,143
2.	3	RYBNÍČEK Marek Liqui Moly Komvet Racing Team	CZ 1980	Norma M20F E2/C+2000	1.72 1.85	5.69 4.36	36.23 34.89	1:09.05 (2./1.) 1:07.27 (2./1.)	1.76 1.68	4.26 4.14	36.19 33.90	1:08.93 (2./1.) 1:05.37 (2./2.)	+3,840 +3,840	2:14.30 (2.) 125,450
3.	9	TRNKA Jakub Liqui Moly Komvet Racing	CZ 1982	Norma M20F E2/C-2000	2.38 1.88	5.69 4.58	41.99 38.11	1:19.30 (6./2.) 1:12.05 (5./2.)	1.63 1.63	4.30 4.24	36.75 36.10	1:10.10 (4./1.) 1:08.64 (3./1.)	+8,280 +4,440	2:18.74 (3.) 121,436
4.	2	MLEJNEK Aleš REC	CZ 1967	Opel Lotus E2/C+2000	1.59 1.72	5.69 4.48	37.69 37.29	1:12.89 (3./2.) 1:11.26 (3./2.)	1.65 1.53	4.37 4.24	36.38 36.39	1:09.64 (3./2.) 1:09.30 (4./3.)	+8,480 +0,200	2:18.94 (4.) 121,261
5.	4	NOVICKÝ Michal REC	CZ 1977	Reynard 032 F3 E2/C-2000	1.73 1.69	5.69 4.58	40.36 37.35	1:16.98 (5./1.) 1:11.31 (4./1.)	1.68 1.65	4.42 4.43	36.87 36.83	1:10.96 (5./2.) 1:10.85 (5./2.)	+11,350 +2,870	2:21.81 (5.) 118,807
6.	64	KRAKOVIČ Radek REC	CZ 1986	Fiks 09RK E2/C-1600	2.14 1.77	5.69 4.63	44.34 40.11	1:23.80 (13./1.) 1:16.38 (8./1.)	1.78 1.91	4.67 4.92	38.50 38.90	1:13.40 (7./1.) 1:14.02 (8./1.)	+16,960 +5,610	2:27.42 (8.) 114,286
7.	88	VÁCHAL Ondřej Kocour Racing Team	CZ 1982	Formula Kart Yamaha 1000 E2/C-1600	1.59 1.81	5.69 6.41	44.21 44.87	1:25.82 (19./2.) 1:25.62 (35./3.)	1.61 1.52	4.79 4.59	42.27 41.35	1:21.30 (17./2.) 1:20.00 (18./2.)	+30,840 +13,880	2:41.30 (18.) 104,451
8.	61	RÝZEK Milan KV Motorsport Team	SK 1985	Fiks 01 E2/C-1600	2.14 1.88	5.69 5.29	45.38 43.38	1:27.14 (21./3.) 1:22.42 (18./2.)	1.85 1.98	5.19 5.34	43.06 42.72	1:21.69 (20./3.) 1:21.44 (24./3.)	+32,670 +1,830	2:43.13 (19.) 103,280
9.	77	VÁCHAL Lukáš Kocour Racing Team	CZ 1980	Formula Kart Yamaha 1000 E2/C-1600	1.62 1.67	5.69 5.28	46.93 45.87	1:29.64 (34./4.) 1:27.47 (46./4.)	1.60 1.51	5.07 4.56	44.61 42.20	1:25.04 (33./4.) 1:21.97 (29./4.)	+36,550 +3,880	2:47.01 (25.) 100,880
10.	62	SVOBODA Jiří Nutrend Racing	CZ 1969	Radical SR3 E2/C-1600	2.58 4.24	5.69 7.81	49.70 47.88	1:31.37 (43./5.) 1:27.91 (48./5.)	2.58	5.97	44.90	1:26.06 (40./5.) 1:24.44 (41./5.)	+40,040 +3,490	2:50.50 (33.) 98,815

GROUP N/A

Rank	№	Driver Entrant	Country Bird	Car Class	Qualification				RACE				Diff. Prev.	TIME Speed (km/h)
					20 m	100 m	1350m	Time	20m	100m	1350m	Time		
1.	299	PILAŘ Rostislav Lemurs racing team	CZ 1960	Ford Escort RS 2000 NA-2000	2.19 2.08	5.69 5.47	46.02 43.53	1:27.98 (27./1.) 1:23.10 (21./1.)	2.05 2.06	5.37 5.48	43.49 43.38	1:23.51 (27./2.) 1:22.95 (32./1.)	-DNS-	2:46.46 (24.) 101,214
2.	284	PFEIFER Bohumil Brno	CZ 1973	Škoda Octavia NA-2000	2.94 2.31	5.69 5.91	52.20 45.79	1:33.88 (52./3.) 1:26.45 (40./2.)	2.28 2.30	5.78 5.93	43.89 44.70	1:23.22 (26./1.) 1:24.41 (40./2.)	+1,170 +1,170	2:47.63 (29.) 100,507
3.	283	BRTNÍČEK Lubomír Kašparov racing	CZ 1975	Renault Clio sport NA-2000	2.18 2.08	5.69 5.66	47.68 46.36	1:31.40 (44./2.) 1:29.33 (52./3.)	2.05 2.09	5.69 5.78	46.59 46.84	1:29.23 (49./4.) 1:29.23 (56./3.)	+12,000 +10,830	2:58.46 (42.) 94,408
4.	163	DUDEK Grzegorz Dudek Auto Sport	PL 1972	VW Golf 3 16V NA-2000	2.77 2.38	5.69 6.19	- DNF - 47.93	- DNF - 1:30.43 (55./4.)	2.55 2.50	6.41 6.33	47.53 47.41	1:29.09 (45./3.) 1:29.45 (57./4.)	+12,080 +0,080	2:58.54 (43.) 94,365

GROUP E2-SH

1.	95	KOLBÁBEK Radek Lemurs racing team	CZ 1973	Ford Sierra 4000 E2SH	1.72 1.61	5.69 4.71	42.62 41.90	1:20.89 (10./2.) 1:20.48 (13./2.)	1.66 1.61	4.72 4.64	40.99 40.92	1:18.77 (12./2.) 1:18.33 (12./1.)	-DNS-	2:37.10 (12.) 107,244
----	----	---	------------	--------------------------	--------------	--------------	----------------	--------------------------------------	--------------	--------------	----------------	--------------------------------------	-------	---------------------------------

Berg Cup Historic Cars

GROUP HA1

1.	420	JELÍNEK Libor REC	CZ 1949	BMW CLS HA1+2000	2.02 2.01	5.69 5.76	50.47 44.33	1:32.72 (46./1.) 1:24.12 (26./1.)	2.11 2.09	5.88 5.50	43.18 42.53	1:21.97 (22./1.) 1:20.96 (22./1.)	-DNS-	2:42.93 (1.) 103,406
2.	442	ŇEMEC Petr nc power	CZ 1968	Lada 2105 VFTS HA1-2000	2.40 1.94	5.69 5.34	46.65 43.20	1:27.94 (26./2.) 1:22.18 (17./1.)	1.98 2.06	5.38 5.47	43.18 42.77	1:21.85 (21./1.) 1:21.83 (27./1.)	+0,750 +0,750	2:43.68 (2.) 102,933
3.	456	WODNIAK Artur MAAR Motorsport	PL 1972	BMW E30 318IS HA1-2000	2.23 2.09	5.69 5.67	49.56 45.35	1:33.51 (50./5.) 1:25.44 (34./3.)	1.92 1.85	5.38 5.34	43.92 43.23	1:25.27 (35./2.) 1:22.35 (30./2.)	+4,690 +3,940	2:47.62 (3.) 100,513
4.	485	MATUŠEK Lukáš PM autosport	CZ 1986	Škoda 130 RS HA1-1300	1.81 1.85	5.69 5.38	45.46 45.31	1:27.72 (23./1.) 1:26.57 (42./1.)	1.81 1.82	5.30 5.31	44.95 44.50	1:25.81 (39./1.) 1:25.21 (44./1.)	+8,090 +3,400	2:51.02 (4.) 98,515
5.	466	KASZYNSKI Jarek Prosound Racing	PL 1972	BMW 318 GTR HA1+2000	2.48 2.30	5.69 5.92	47.19 44.31	1:30.62 (39./4.) 1:25.82 (37./4.)	2.30 2.24	5.73 5.75	45.02 44.04	1:26.28 (42./3.) 1:24.87 (43./2.)	+8,220 +0,130	2:51.15 (5.) 98,440
6.	491	DOKOUPIL Roman R9Team	CZ 1976	Škoda 130 RS HA1-1300	2.08 2.06	5.69 5.65	47.02 45.61	1:30.54 (38./2.) 1:28.19 (49./2.)	1.94 1.91	5.51 5.51	46.06 44.40	1:27.60 (43./2.) 1:25.28 (45./2.)	+9,950 +1,730	2:52.88 (6.) 97,455
7.	443	CHAZELLE François DKP Racing	FR 1973	Peugeot 205 GTI HA1-2000	2.10 2.21	5.69 6.11	46.24 46.57	1:27.44 (22./1.) 1:27.76 (47./5.)	2.23 2.10	6.15 5.93	46.67 45.44	1:27.79 (44./4.) 1:26.21 (49./4.)	+11,070 +1,120	2:54.00 (7.) 96,828
8.	450	STANIAK Marcin KV Motorsport Team	PL 1978	BMW 318is HA1-2000	2.45 2.11	5.69 5.60	48.10 44.83	1:30.34 (37./3.) 1:25.33 (33./2.)	2.25 2.04	5.85 5.54	45.05 45.29	1:31.09 (56./5.) 1:25.42 (47./3.)	+13,580 +2,510	2:56.51 (8.) 95,451
9.	471	KALIG Martin PM autosport	CZ 1980	Škoda 130 MK1 HA1-1300	1.96 1.96	5.69 5.92	49.95 49.79	1:35.63 (57./4.) 1:33.93 (63./4.)	1.91 1.90	5.70 5.85	47.71 46.96	1:30.39 (54./3.) 1:28.52 (54./3.)	+15,980 +2,400	2:58.91 (9.) 94,170
10.	473	HERVERT Tomáš PM autosport	CZ 1973	Škoda 130 RS HA1-1300	2.08 1.93	5.69 5.70	48.68 48.24	1:33.34 (49./3.) 1:32.74 (59./3.)	2.45 1.95	6.28 5.69	49.71 46.68	1:33.86 (61./4.) 1:30.32 (62./4.)	+21,250 +5,270	3:04.18 (10.) 91,476
11.	476	STRYJA Jaroslav PM autosport	CZ 1962	Škoda 120LS MTX Rally HA1-1300	2.31 2.15	5.69 6.07	55.48 54.45	1:46.26 (71./5.) 1:46.15 (72./5.)	2.38 2.30	6.67 6.38	52.61 51.94	1:41.00 (67./5.) 1:38.77 (71./5.)	+36,840 +15,590	3:19.77 (11.) 84,337



GROUP HA2

	404	KOLÁŘ Martin Marko Motorsport	CZ 1986	Škoda Spider 2000 B5 HA2	2.14	5.69	51.07	1:38.47 (66./1.) - DNS -				- DNS - - DNS - -DNS-	- DNF -
--	-----	---	------------	-----------------------------	------	------	-------	-----------------------------	--	--	--	-----------------------------	---------

Rank	№	Driver Entrant	Country Bird	Car Class	Qualification			RACE			Diff. Prev.	TIME Speed (km/h)
					20 m	100 m	1350m	Time	20m	100m		

Competition / Weather Information									
Qualification					RACE				
	Time	Weather	Temp. (°C)			Time	Weather	Temp. (°C)	
			Air	Road				Air	Road
1st Round	8:06: - 9:45:	Cloudy	5	2	1st Round	10:53 - 11:43	Cloudy	7	3
2nd Round	9:42: - 10:45	Cloudy	7	3	2nd Round	11:47 - 12:35	Cloudy	8	4
					3rd Round	-			

Statistics										
		Time			Speed (km/h)			Competitors / Nations		
		Min	Max	Avg.	Max	Min	Avg.	in start list	started	with results
Qualification	1st Round	1:08.660	7:17.370	1:34.989	122,692	19,261	88,684	80/5	77/5	74/5
	2nd Round	1:05.510	2:01.660	1:26.452	128,591	69,242	97,441	80/5	73/5	73/5
RACE	1st Round	1:05.540	1:46.990	1:25.053	128,532	78,736	99,044	80/5	68/5	68/4
	2nd Round	1:04.920	1:45.030	1:23.933	129,760	80,206	100,365	80/5	73/5	73/5
	3rd Round							80/5	0/5	0/0

Race Director	Sport Marshal IHA	Main Timekeeper
RYBNÍČEK Ivan (CZE)	 BARTL Miroslav (CZE)	 ŠABÍK Ľuboš (SVK)

LIQUI MOLY BERG CUP 2012

VARŠ Brněnský drak 2012 - I. závod, 1.4.2012



Masarykův okruh, Brno (CZ), 31. 3. - 1.4. 2012



Lady Trophy



Jury / Competition Management		Hill Data	
Chief of Competition	RYBNÍČEK Ivan (CZE)	Start Altitude	m
Race Director	RYBNÍČEK Ivan (CZE)	Finish Altitude	m
Vice chairman	ŠIROKÁ Riana (CZE)	Vertical Drop	m
Sport Marshal IHA	BARTL Miroslav (CZE)	Course Length	2340 m
Technical Marshal IHA	DANĚK Pavel (CZE)	Min course Width	10 m
		Count of right-hand bend	
		Count of left-hand bend	
		Hill Record	2011, BENEŠ Miloš Ralt RT23: 1:00.89

Rank	No	Driver Entrant	Country Bird	Car Class	Qualification				RACE				Diff. Prev.	TIME Speed (km/h)
					20 m	100 m	1350m	Time	20m	100m	1350m	Time		
1.	112	CICHÁ Veronika KV Motorsport Team	CZ 1987	Mitsubishi Lancer Evo IV E1+2000/4WD	1.89 1.88	5.26 5.67	47.73 44.18	1:31.17 (40./4.) 1:24.06 (25./5.)	1.81 1.74	5.01 4.89	42.66 42.33	1:23.09 (25./5.) 1:21.76 (25./3.)		2:44.85 (4.) 102,202
												-DNS-		

Competition / Weather Information									
Qualification					RACE				
	Time	Weather	Temp. (°C)			Time	Weather	Temp. (°C)	
			Air	Road				Air	Road
1st Round	8:06: - 9:45:	Cloudy	5	2	1st Round	10:53 - 11:43	Cloudy	7	3
2nd Round	9:42: - 10:45	Cloudy	7	3	2nd Round	11:47 - 12:35	Cloudy	8	4
					3rd Round	-			

Statistics										
		Time			Speed (km/h)			Competitors / Nations		
		Min	Max	Avg.	Max	Min	Avg.	in start list	started	with results
Qualification	1st Round	1:08.660	7:17.370	1:34.989	122,692	19,261	88,684	80/5	77/5	74/5
	2nd Round	1:05.510	2:01.660	1:26.452	128,591	69,242	97,441	80/5	73/5	73/5
RACE	1st Round	1:05.540	1:46.990	1:25.053	128,532	78,736	99,044	80/5	68/5	68/4
	2nd Round	1:04.920	1:45.030	1:23.933	129,760	80,206	100,365	80/5	73/5	73/5
	3rd Round							80/5	0/5	0/0

Race Director RYBNÍČEK Ivan (CZE)	Sport Marshal IHA BARTL Miroslav (CZE)	Main Timekeeper ŠABÍK L'uboš (SVK)
--	---	---

LIQUI MOLY BERG CUP 2012


VARŠ Brněnský drak 2012 - I. závod, 1.4.2012



Masarykův okruh, Brno (CZ), 31. 3. - 1.4. 2012



Junior Trophy





Jury / Competition Management		Hill Data	
Chief of Competition	RYBNÍČEK Ivan (CZE)	Start Altitude	m
Race Director	RYBNÍČEK Ivan (CZE)	Finish Altitude	m
Vice chairman	ŠIROKÁ Riana (CZE)	Vertical Drop	m
Sport Marshal IHA	BARTL Miroslav (CZE)	Course Length	2340 m
Technical Marshal IHA	DANĚK Pavel (CZE)	Min course Width	10 m
		Count of right-hand bend	
		Count of left-hand bend	
		Hill Record	2011, BENEŠ Miloš Ralt RT23: 1:00.89

Rank	№	Driver Entrant	Country Bird	Car Class	Qualification				RACE				Diff. Prev.	TIME Speed (km/h)
					20 m	100 m	1350m	Time	20m	100m	1350m	Time		
1.	389	ZIMÁK Martin Holešov	CZ 1989	Citroën Saxo S1-1600	2.30 2.36	5.81 5.88	46.07 45.62	1:28.15 (28./1.) 1:25.96 (38./1.)	2.31 2.27	5.84 5.76	44.49 43.96	1:23.97 (30./1.) 1:23.28 (35./1.)		2:47.25 (1.) 100,735
2.	363	KŘIVKA Tomáš Křivka Motorsport	CZ 1992	Renault Clio Sport S1-2000	2.34 2.33	6.27 6.15	49.76 49.54	1:34.78 (54./4.) 1:35.51 (65./5.)	2.34 2.36	6.07 6.12	47.92 47.81	1:31.60 (58./5.) 1:31.35 (65./5.)	+15,700 +15,700	3:02.95 (5.) 92,091
3.	381	BRTNÍČEK Patrik Kašparov racing	CZ 1997	Škoda Felicia S1-1600	2.41 2.26	7.02 6.89	1:02.00 55.41	1:53.75 (72./6.) 1:45.08 (71./6.)	2.44 2.42	7.08 6.91	57.08 55.11	1:46.99 (68./6.) 1:45.03 (73./6.)	+44,770 +29,070	3:32.02 (6.) 79,464
	240	LACKNER Ronald REC	AT 1990	Suzuki Swift GTI E1-1400	2.26	5.77		- DNF - - DNS -				- DNS - - DNS - - DNS -		- DNF -
	102	OPATRIL Dominik Opec Brno	CZ 1990	Vw Golf VR6 Turbo E1+2000/4WD				- DNS - - DNS -				- DNS - - DNS - - DNS -		- DNF -

Rank	№	Driver Entrant	Country Bird	Car Class	Qualification			RACE			Diff. Prev.	TIME Speed (km/h)
					20 m	100 m	1350m	Time	20m	100m		

Competition / Weather Information									
Qualification					RACE				
	Time	Weather	Temp. (°C)			Time	Weather	Temp. (°C)	
			Air	Road				Air	Road
1st Round	8:06: - 9:45:	Cloudy	5	2	1st Round	10:53 - 11:43	Cloudy	7	3
2nd Round	9:42: - 10:45	Cloudy	7	3	2nd Round	11:47 - 12:35	Cloudy	8	4
					3rd Round	-			

Statistics										
		Time			Speed (km/h)			Competitors / Nations		
		Min	Max	Avg.	Max	Min	Avg.	in start list	started	with results
Qualification	1st Round	1:08.660	7:17.370	1:34.989	122,692	19,261	88,684	80/5	77/5	74/5
	2nd Round	1:05.510	2:01.660	1:26.452	128,591	69,242	97,441	80/5	73/5	73/5
RACE	1st Round	1:05.540	1:46.990	1:25.053	128,532	78,736	99,044	80/5	68/5	68/4
	2nd Round	1:04.920	1:45.030	1:23.933	129,760	80,206	100,365	80/5	73/5	73/5
	3rd Round							80/5	0/5	0/0

Race Director RYBNÍČEK Ivan (CZE)	Sport Marshal IHA  BARTL Miroslav (CZE)	Main Timekeeper  ŠABÍK L'uboš (SVK)
--	--	--

LIQUI MOLY BERG CUP 2012

VARS Brněnský drak 2012 - I. závod

31. 3. - 1.4. 2012



Czech Trophy



Jury / Competition Management		Hill Data	
Chief of Competition	RYBNÍČEK Ivan (CZE)	Start Altitude	m
Race Director	RYBNÍČEK Ivan (CZE)	Finish Altitude	m
Vice chairman	ŠIROKÁ Riana (CZE)	Vertical Drop	m
Sport Marshal IHA	BARTL Miroslav (CZE)	Course Length	2340 m
Technical Marshal IHA	DANĚK Pavel (CZE)	Min course Width	10 m
		Count of right-hand bend	
		Count of left-hand bend	
		Hill Record	2011, BENEŠ Miloš Ralt RT23: 1:00.89

Rank	№	Driver Entrant	Country Bird	Car Class	Qualification				RACE				Diff. Prev.	TIME Speed (km/h)
					20 m	100 m	1350m	Time	20m	100m	1350m	Time		
1.	1	KOMÁREK David Liqui Moly Komvet Racing	CZ 1975	Norma M20F E2/C+2000	1.63 1.62	4.11 4.12	34.87 34.07	1:08.66 (1./1.) 1:05.51 (1./1.)	1.66 1.68	4.15 4.29	33.92 33.98	1:05.54 (1./1.) 1:04.92 (1./1.)		2:10.46 (1.) 129,143
2.	3	RYBNÍČEK Marek Liqui Moly Komvet Racing Team	CZ 1980	Norma M20F E2/C+2000	1.72 1.85	4.26 4.36	36.23 34.89	1:09.05 (2./1.) 1:07.27 (2./1.)	1.76 1.68	4.26 4.14	36.19 33.90	1:08.93 (2./1.) 1:05.37 (2./2.)	+ +	2:14.30 (2.) 125,450
3.	9	TRNKA Jakub Liqui Moly Komvet Racing	CZ 1982	Norma M20F E2/C-2000	2.38 1.88	5.24 4.58	41.99 38.11	1:19.30 (6./2.) 1:12.05 (5./2.)	1.63 1.63	4.30 4.24	36.75 36.10	1:10.10 (4./1.) 1:08.64 (3./1.)	+ +	2:18.74 (1.) 121,436
4.	2	MLEJNEK Aleš REC	CZ 1967	Opel Lotus E2/C+2000	1.59 1.72	4.34 4.48	37.69 37.29	1:12.89 (3./2.) 1:11.26 (3./2.)	1.65 1.53	4.37 4.24	36.38 36.39	1:09.64 (3./2.) 1:09.30 (4./3.)	+ +	2:18.94 (3.) 121,261
5.	4	NOVICKÝ Michal REC	CZ 1977	Reynard 032 F3 E2/C-2000	1.73 1.69	4.72 4.58	40.36 37.35	1:16.98 (5./1.) 1:11.31 (4./1.)	1.68 1.65	4.42 4.43	36.87 36.83	1:10.96 (5./2.) 1:10.85 (5./2.)	+ +	2:21.81 (2.) 118,807
6.	6	ŠPALEK Jiří Liqui Moly Komvet Racing	CZ 1972	Mitsubishi Lancer WRC 05 E1+2000/4WD	1.74 1.58	4.47 4.23	40.37 38.41	1:16.46 (4./1.) 1:13.74 (6./1.)	1.50 1.54	4.13 4.25	37.82 38.16	1:13.39 (6./1.) 1:13.51 (6./1.)	+ +	2:26.90 (1.) 114,690
7.	7	ZEMAN Martin Liqui Moly Komvet Racing	CZ 1974	Mitsubishi Lancer EVO VI E1+2000/4WD	2.33 1.59	5.55 4.12		- DNF - 1:14.10 (7./2.)	1.77 1.61	4.32 4.12	37.78 37.40	1:13.68 (8./2.) 1:13.61 (7./2.)	+ +	2:27.29 (2.) 114,387
8.	64	KRAKOVIČ Radek REC	CZ 1986	Fiks 09RK E2/C-1600	2.14 1.77	5.61 4.63	44.34 40.11	1:23.80 (13./1.) 1:16.38 (8./1.)	1.78 1.91	4.67 4.92	38.50 38.90	1:13.40 (7./1.) 1:14.02 (8./1.)	+ +	2:27.42 (1.) 114,286
9.	189	BOHÁČ Milan Lemurs racing team	CZ 1957	Renault Clio E1-2000	2.07 2.12	5.26 5.22	41.42 40.41	1:19.60 (7./1.) 1:17.06 (9./1.)	2.15 2.04	5.35 5.22	40.69 40.04	1:17.99 (10./1.) 1:16.53 (10./1.)	+ +	2:34.52 (1.) 109,034
10.	304	VÍTEK Michal Superlight	CZ 1970	Caterham Superlight R500 S2	2.00 2.00	5.12 5.04	42.18 41.30	1:19.98 (9./1.) 1:18.88 (10./1.)	1.95 1.97	4.88 5.03	40.78 40.78	1:18.54 (11./1.) 1:18.01 (11./1.)	+ +	2:36.55 (1.) 107,621
11.	95	KOLBÁBEK Radek Lemurs racing team	CZ 1973	Ford Sierra 4000 E2SH	1.72 1.61	4.89 4.71	42.62 41.90	1:20.89 (10./2.) 1:20.48 (13./2.)	1.66 1.61	4.72 4.64	40.99 40.92	1:18.77 (12./2.) 1:18.33 (12./1.)	+ +	2:37.10 (1.) 107,244
12.	10	STEHLÍK Karel KV Motorsport Team	CZ 1980	Mitsubishi Lancer Evo IX S1+2000/4WD	2.02 1.68	5.45 4.87	48.04 43.37	1:32.27 (45./3.) 1:22.76 (20./2.)	2.01 1.86	5.21 5.01	41.89 40.91	1:21.01 (16./2.) 1:18.76 (15./2.)	+ +	2:39.77 (2.) 105,452




Rank	№	Driver Entrant	Country Bird	Car Class	Qualification				RACE				Diff. Prev.	TIME Speed (km/h)
					20 m	100 m	1350m	Time	20m	100m	1350m	Time		
13.	183	NEVESELÝ Radek Nevik-racer	CZ 1981	VW Golf D E1-2000	2.31 2.20	5.90 5.61	46.18 45.03	1:24.17 (15./2.) 1:24.14 (27./2.)	2.20 2.27	5.66 5.68	41.40 42.04	1:19.56 (14./2.) 1:20.36 (20./2.)	+ +	2:39.92 (2.) 105,353
14.	302	AXMAN Michal Caterham racing	CZ 1974	Caterham CSR S2	2.47 1.98	5.90 5.10	46.28 42.03	1:27.76 (24./4.) 1:20.49 (14./2.)	1.94 1.92	5.10 5.06	42.99 41.67	1:21.61 (19./2.) 1:18.79 (16./3.)	+ +	2:40.40 (2.) 105,037
15.	88	VÁCHAL Ondřej Kocour Racing Team	CZ 1982	Formula Kart Yamaha 1000 E2/C-1600	1.59 1.81	4.96 6.41	44.21 44.87	1:25.82 (19./2.) 1:25.62 (35./3.)	1.61 1.52	4.79 4.59	42.27 41.35	1:21.30 (17./2.) 1:20.00 (18./2.)	+ +	2:41.30 (2.) 104,451
16.	420	JELÍNEK Libor REC	CZ 1949	BMW CLS HA1+2000	2.02 2.01	6.48 5.76	50.47 44.33	1:32.72 (46./1.) 1:24.12 (26./1.)	2.11 2.09	5.88 5.50	43.18 42.53	1:21.97 (22./1.) 1:20.96 (22./1.)	+ +	2:42.93 (1.) 103,406
17.	442	NĚMEC Petr nc power	CZ 1968	Lada 2105 VFTS HA1-2000	2.40 1.94	6.09 5.34	46.65 43.20	1:27.94 (26./2.) 1:22.18 (17./1.)	1.98 2.06	5.38 5.47	43.18 42.77	1:21.85 (21./1.) 1:21.83 (27./1.)	+ +	2:43.68 (1.) 102,933
18.	324	MEIXNER Richard Liqui Moly Komvet Racind	CZ 1975	Mitsubishi Lancer EVO VIII S1+2000/4WD	1.96 2.08	5.37 5.41	46.70 44.59	1:28.37 (29./1.) 1:24.60 (30./3.)	1.73 1.72	4.99 4.81	42.78 42.34	1:22.78 (23./3.) 1:21.95 (28./4.)	+ +	2:44.73 (3.) 102,276
19.	112	CICHÁ Veronika KV Motorsport Team	CZ 1987	Mitsubishi Lancer Evo IV E1+2000/4WD	1.89 1.88	5.26 5.67	47.73 44.18	1:31.17 (40./4.) 1:24.06 (25./5.)	1.81 1.74	5.01 4.89	42.66 42.33	1:23.09 (25./5.) 1:21.76 (25./3.)	+ +	2:44.85 (4.) 102,202
20.	120	DOSEDL Dušan DK Mont	CZ 1972	Subaru impreza WRX STI N14 E1+2000/4WD	2.53 2.13	6.02 5.30	46.98 43.60	1:29.17 (32./3.) 1:24.27 (28./6.)	1.93 1.96	4.90 4.96	41.94 43.32	1:21.47 (18./4.) 1:23.98 (38./6.)	+ +0,600	2:45.45 (5.) 101,831
21.	299	PILAŘ Rostislav Lemurs racing team	CZ 1960	Ford Escort RS 2000 NA-2000	2.19 2.08	5.89 5.47	46.02 43.53	1:27.98 (27./1.) 1:23.10 (21./1.)	2.05 2.06	5.37 5.48	43.49 43.38	1:23.51 (27./2.) 1:22.95 (32./1.)	+ +	2:46.46 (1.) 101,214
22.	77	VÁCHAL Lukáš Kocour Racing Team	CZ 1980	Formula Kart Yamaha 1000 E2/C-1600	1.62 1.67	4.82 5.28	46.93 45.87	1:29.64 (34./4.) 1:27.47 (46./4.)	1.60 1.51	5.07 4.56	44.61 42.20	1:25.04 (33./4.) 1:21.97 (29./4.)	+ +	2:47.01 (4.) 100,880
23.	241	ŠRAHŮLEK Petr JPMotorsport	CZ 1973	Škoda 130RS Evo1 E1-1400	2.05 2.00	5.60 5.40	48.44 44.57	1:31.25 (41./1.) 1:25.77 (36./1.)	1.82 1.85	5.16 5.17	43.90 43.12	1:23.82 (29./1.) 1:23.24 (33./1.)	+ +	2:47.06 (1.) 100,850
24.	367	DANIEL Antonín Kodecar Racing Team	CZ 1957	Honda Civic Type R S1-2000	2.27 2.09	5.90 5.59	47.06 43.91	1:29.69 (35./3.) 1:23.78 (22./1.)	2.13 2.09	5.66 5.51	43.97 43.70	1:23.58 (28./1.) 1:23.51 (36./1.)	+ +	2:47.09 (1.) 100,832
25.	389	ZIMÁK Martin Holešov	CZ 1989	Citroën Saxo S1-1600	2.30 2.36	5.81 5.88	46.07 45.62	1:28.15 (28./1.) 1:25.96 (38./1.)	2.31 2.27	5.84 5.76	44.49 43.96	1:23.97 (30./1.) 1:23.28 (35./1.)	+ +	2:47.25 (1.) 100,735
26.	284	PFEIFER Bohumil Brno	CZ 1973	Škoda Octavia NA-2000	2.94 2.31	6.88 5.91	52.20 45.79	1:33.88 (52./3.) 1:26.45 (40./2.)	2.28 2.30	5.78 5.93	43.89 44.70	1:23.22 (26./1.) 1:24.41 (40./2.)	+ +	2:47.63 (2.) 100,507
27.	187	SATEK Jakub REC	CZ 1984	Honda Civic Type R E1-2000	2.49 2.24	6.01 5.58	55.43 45.11	1:38.88 (67./5.) 1:26.50 (41./4.)	2.07 2.23	5.40 5.64	44.87 44.04	1:25.14 (34./3.) 1:23.66 (37./4.)	+ +	2:48.80 (3.) 99,810
28.	373	LOUBAL Lubomír Kovalovice	CZ 1982	VW Golf 4 TDi S1-2000	2.27 2.46	5.96 5.39	45.23 43.98	1:27.79 (25./1.) 1:24.02 (24./2.)	2.68 2.15	5.84 5.63	44.78 44.24	1:24.95 (32./3.) 1:24.24 (39./2.)	+ +	2:49.19 (2.) 99,580
29.	360	SLOVÁČEK Michal Lemurs racing team	CZ 1968	Honda Civic Type R S1-2000	2.27 2.11	5.98 5.63	46.34 44.70	1:28.96 (31./2.) 1:26.18 (39./3.)	2.20 2.15	5.77 5.66	44.82 44.44	1:24.93 (31./2.) 1:24.46 (42./3.)	+ +	2:49.39 (3.) 99,463
30.	62	SVOBODA Jiří Nutrend Racing	CZ 1969	Radical SR3 E2/C-1600	2.58 4.24	6.23 7.81	49.70 47.88	1:31.37 (43./5.) 1:27.91 (48./5.)	2.58	5.97	45.75 44.90	1:26.06 (40./5.) 1:24.44 (41./5.)	+ +	2:50.50 (5.) 98,815
31.	485	MATUŠEK Lukáš PM autosport	CZ 1986	Škoda 130 RS HA1-1300	1.81 1.85	5.40 5.38	45.46 45.31	1:27.72 (23./1.) 1:26.57 (42./1.)	1.81 1.82	5.30 5.31	44.95 44.50	1:25.81 (39./1.) 1:25.21 (44./1.)	+ +	2:51.02 (1.) 98,515
32.	366	WINTER Jaroslav Kodecar Racing Team	CZ 1959	Honda Civic Type R S1-2000	2.14 2.16	5.82 5.76	49.36 45.60	1:36.41 (59./5.) 1:27.18 (45./4.)	2.15 2.18	5.70 5.76	44.75 44.91	1:25.49 (37./4.) 1:25.87 (48./4.)	+ +	2:51.36 (4.) 98,319
33.	186	ŘEHÁK Matěj Rožnov pod Radhoštěm	CZ 1988	Honda Civic Type-R E1-2000	3.30 2.48	8.09 6.79	50.34	7:17.37 (74./6.) 1:33.72 (62./6.)	2.21 2.39	5.95 6.13	45.17 45.98	1:25.34 (36./4.) 1:26.31 (50./5.)	+ +	2:51.65 (4.) 98,153
34.	321	HAVLÍČEK Luboš A.M.S.R.T.	CZ 1978	Mitsubishi Lancer Evo VIII S1+2000/4WD	2.06 1.61	6.14 4.70	48.44 1:10.98	1:35.04 (56./4.) 2:01.66 (73./4.)	1.65 1.60	4.77 4.64	42.86 40.35	1:33.83 (60./4.) 1:18.69 (13./1.)	+ +	2:52.52 (4.) 97,658
35.	491	DOKOUPIL Roman R9Team	CZ 1976	Škoda 130 RS HA1-1300	2.08 2.06	5.79 5.65	47.02 45.61	1:30.54 (38./2.) 1:28.19 (49./2.)	1.94 1.91	5.51 5.51	46.06 44.40	1:27.60 (43./2.) 1:25.28 (45./2.)	+ +	2:52.88 (2.) 97,455
36.	190	PIEKARZ Antonín DKP Racing	CZ 1957	Opel Astra GSi E1-2000	2.25 2.20	6.09 5.78	53.45 46.19	1:36.72 (60./4.) 1:29.04 (51./5.)	2.19 2.34	6.02 6.30	45.64 46.17	1:25.80 (38./5.) 1:27.23 (51./6.)	+ +	2:53.03 (5.) 97,370
37.	250	PLEVA Martin AMK Vrbo pod Pradědem	CZ 1979	Škoda 120S 1400 E1-1400	1.90 1.92	5.54 5.49	49.47 47.20	1:36.07 (58./2.) 1:30.62 (56./2.)	1.86 1.85	5.40 5.36	46.32 45.04	1:29.20 (47./2.) 1:27.35 (52./2.)	+ +	2:56.55 (2.) 95,429
38.	305	KRAMER Michal Praha 4	CZ 1977	Caterham CSR 500 S2	2.15 2.08	6.10 5.88	47.93 48.04	1:31.29 (42./5.) 1:30.64 (57./6.)	2.28 2.09	6.24 5.94	47.41 46.68	1:29.61 (51./3.) 1:28.36 (53./5.)	+ +	2:57.97 (3.) 94,668

Rank	№	Driver Entrant	Country Bird	Car Class	Qualification				RACE				Diff. Prev.	TIME Speed (km/h)
					20 m	100 m	1350m	Time	20m	100m	1350m	Time		
39.	283	BRTNÍČEK Lubomír Kašparov racing	CZ 1975	Renault Clio sport NA-2000	2.18 2.08	6.00 5.66	47.68 46.36	1:31.40 (44./2.) 1:29.33 (52./3.)	2.05 2.09	5.69 5.78	46.59 46.84	1:29.23 (49./4.) 1:29.23 (56./3.)	+ +	2:58.46 (3.) 94,408
40.	471	KALIG Martin PM autosport	CZ 1980	Škoda 130 MK1 HA1-1300	1.96 1.96	5.83 5.92	49.95 49.79	1:35.63 (57./4.) 1:33.93 (63./4.)	1.91 1.90	5.70 5.85	47.71 46.96	1:30.39 (54./3.) 1:28.52 (54./3.)	+ +	2:58.91 (3.) 94,170
41.	200	PETRLÍK Tomáš Horní Moštěnice	CZ 1982	Ford Fiesta XR2i E1-1600	2.35 2.22	6.18 6.00	52.92 47.78	1:37.96 (62./3.) 1:29.71 (53./1.)	2.28 2.24	6.13 6.47	46.82 48.89	1:29.19 (46./1.) 1:29.82 (60./1.)	+ +	2:59.01 (1.) 94,118
42.	395	ĀZSÓTH Petr DECAM Motorsport	CZ 1982	Citroën Saxo S1-1600	2.10 2.11	5.88 5.77	47.50 46.85	1:33.27 (48./4.) 1:29.76 (54./4.)	2.08 2.15	5.79 5.86	46.79 46.72	1:29.61 (51./3.) 1:29.60 (58./3.)	+ +	2:59.21 (3.) 94,013
43.	388	ĀZSÓTH Ladislav DECAM Motorsport	CZ 1959	Citroën Saxo S1-1600	2.26 2.29	6.16 6.04	47.57 46.96	1:29.85 (36./3.) 1:28.73 (50./3.)	2.31 2.20	6.23 6.03	47.83 46.97	1:30.29 (53./4.) 1:29.60 (58./3.)	+ +	2:59.89 (4.) 93,657
44.	180	MITÁNEK Petr DKP Racing	CZ 1979	Opel Astra GSI E1-2000	2.19 2.21	5.71 5.72	45.49 44.58	1:26.27 (20./3.) 1:24.62 (31./3.)	2.27 2.18	5.67 5.58	44.02 43.53	1:37.72 (66./6.) 1:23.25 (34./3.)	+ +	3:00.97 (6.) 93,098
45.	249	STEJSKAL Bronislav Czech-Pro Racing Team	CZ 1977	Škoda Felicia Kit Car E1-1400	2.43 2.08	6.21 5.72	49.03 48.25	1:42.32 (69./4.) 1:33.32 (61./3.)	2.31 2.25	6.02 5.93	47.48 47.01	1:31.20 (57./3.) 1:30.11 (61./3.)	+ +	3:01.31 (3.) 92,924
46.	301	TUČKA Pavel Brno	CZ 1966	Caterham CSR S2	1.95 2.04	5.50 5.54	48.95 49.36	1:33.74 (51./6.) 1:34.02 (64./7.)	2.22 2.07	5.88 5.64	47.63 47.88	1:31.05 (55./4.) 1:31.05 (64./7.)	+ +	3:02.10 (4.) 92,521
47.	363	KŘIVKA Tomáš Křivka Motorsport	CZ 1992	Renault Clio Sport S1-2000	2.34 2.33	6.27 6.15	49.76 49.54	1:34.78 (54./4.) 1:35.51 (65./5.)	2.34 2.36	6.07 6.12	47.92 47.81	1:31.60 (58./5.) 1:31.35 (65./5.)	+ +	3:02.95 (5.) 92,091
48.	473	HERVERT Tomáš PM autosport	CZ 1973	Škoda 130 RS HA1-1300	2.08 1.93	5.97 5.70	48.68 48.24	1:33.34 (49./3.) 1:32.74 (59./3.)	2.45 1.95	6.28 5.69	49.71 46.68	1:33.86 (61./4.) 1:30.32 (62./4.)	+ +	3:04.18 (4.) 91,476
49.	343	KLUKAN Radek Lemurs racing team	CZ 1973	BMW M3 S1+2000/2WD	2.48 2.29	6.61 6.29	51.51 52.26	1:38.42 (65./1.) 1:38.66 (69./1.)	2.60 2.33	6.85 6.50	49.18 47.71	1:33.95 (62./1.) 1:30.95 (63./1.)	+ +	3:04.90 (1.) 91,120
50.	390	MÁLEK Dan Málek-motorsport	CZ 1976	Škoda Felicia S1-1600	2.44 2.23	6.39 6.10	49.73 48.73	1:34.78 (54./5.) 1:33.09 (60./5.)	2.40 2.46	6.32 6.44	48.71 47.91	1:33.14 (59./5.) 1:32.20 (66./5.)	+ +	3:05.34 (5.) 90,903
51.	234	JÍNĚ Jan AMC-Chrudim	CZ 1979	Honda CRX E1-1600	2.49 2.46	6.41 6.30	49.38 56.45	1:34.54 (53./2.) 1:41.45 (70./2.)	2.44 2.44	6.27 6.27	49.49 49.61	1:34.26 (63./2.) 1:34.71 (67./2.)	+ +	3:08.97 (2.) 89,157
52.	134	SÁZAVA Luboš GMS Mados Racing Team	CZ 1958	BMW 130i E1+2000/2WD	2.61 2.38	7.34 6.51	52.24 49.33	1:36.85 (61./4.) 1:31.37 (58./4.)	2.73 3.06	6.80 7.11	47.98 57.19	1:29.59 (50./3.) 1:40.09 (72./4.)	+ +	3:09.68 (3.) 88,823
53.	243	TOMAN Martin MKT Motorsport	CZ 1971	Škoda Felicia E1-1400	2.44 2.16	6.40 5.94	53.11 51.72	1:40.83 (68./3.) 1:37.71 (68./4.)	2.19 2.01	6.04 5.76	50.64 50.23	1:36.25 (65./4.) 1:35.58 (69./4.)	+ +	3:11.83 (4.) 87,828
54.	476	STRYJA Jaroslav PM autosport	CZ 1962	Škoda 120LS MTX Rally HA1-1300	2.31 2.15	6.55 6.07	55.48 54.45	1:46.26 (71./5.) 1:46.15 (72./5.)	2.38 2.30	6.67 6.38	52.61 51.94	1:41.00 (67./5.) 1:38.77 (71./5.)	+ +	3:19.77 (5.) 84,337
55.	381	BRTNÍČEK Patrik Kašparov racing	CZ 1997	Škoda Felicia S1-1600	2.41 2.26	7.02 6.89	1:02.00 55.41	1:53.75 (72./6.) 1:45.08 (71./6.)	2.44 2.42	7.08 6.91	57.08 55.11	1:46.99 (68./6.) 1:45.03 (73./6.)	+ +	3:32.02 (6.) 79,464
	135	NEISSER Rudolf Dragon	CZ 1976	Nissan 350 Z E1+2000/2WD	2.06 2.03	5.57 5.47	44.53 43.78	1:24.32 (16./3.) 1:22.67 (19./2.)	1.90	5.25	42.80	- DNS - 1:21.29 (23./3.)		- DNF -
	201	NĚMEC Zdeněk nc power	CZ 1972	VW Golf 1 E1-1600	2.08	5.23	42.21	1:21.98 (11./1.) - DNS -				- DNS - - DNS -		- DNF -
	254	CHOVANEK Pavel LBT racing	CZ 1977	Ford Fiesta E1-1400	1.88	5.49	1:04.25	1:56.43 (73./5.) - DNS -				- DNS - - DNS -		- DNF -
	404	KOLÁŘ Martin Marko Motorsport	CZ 1986	Škoda Spider 2000 B5 HA2	2.14	5.69	51.07	1:38.47 (66./1.) - DNS -				- DNS - - DNS -		- DNF -
	102	OPATŘIL Dominik Opec Brno	CZ 1990	Vw Golf VR6 Turbo E1+2000/4WD				- DNS - - DNS -				- DNS - - DNS -		- DNF -

Rank	№	Driver Entrant	Country Bird	Car Class	Qualification			RACE			Diff. Prev.	TIME Speed (km/h)
					20 m	100 m	1350m	Time	20m	100m		

Competition / Weather Information									
Qualification					RACE				
	Time	Weather	Temp. (°C)			Time	Weather	Temp. (°C)	
			Air	Road				Air	Road
1st Round	8:06: - 9:45:	Cloudy	5	2	1st Round	10:53 - 11:43	Cloudy	7	3
2nd Round	9:42: - 10:45	Cloudy	7	3	2nd Round	11:47 - 12:35	Cloudy	8	4
					3rd Round	-			

Statistics										
		Time			Speed (km/h)			Competitors / Nations		
		Min	Max	Avg.	Max	Min	Avg.	in start list	started	with results
Qualification	1st Round	1:08.660	7:17.370	1:34.989	122,692	19,261	88,684	80/5	77/5	74/5
	2nd Round	1:05.510	2:01.660	1:26.452	128,591	69,242	97,441	80/5	73/5	73/5
RACE	1st Round	1:05.540	1:46.990	1:25.053	128,532	78,736	99,044	80/5	68/5	68/4
	2nd Round	1:04.920	1:45.030	1:23.933	129,760	80,206	100,365	80/5	73/5	73/5
	3rd Round							80/5	0/5	0/0

Race Director  RYBNÍČEK Ivan (CZE)	Sport Marshal IHA  BARTL Miroslav (CZE)	Main Timekeeper  ŠABÍK L'uboš (SVK)
---	--	--


LIQUI MOLY BERG CUP 2012

VARS Brněnský drak 2012 - I. závod

31. 3. - 1.4. 2012



Slovak Trophy






Jury / Competition Management		Hill Data	
Chief of Competition	RYBNÍČEK Ivan (CZE)	Start Altitude	m
Race Director	RYBNÍČEK Ivan (CZE)	Finish Altitude	m
Vice chairman	ŠIROKÁ Riana (CZE)	Vertical Drop	m
Sport Marshal IHA	BARTL Miroslav (CZE)	Course Length	2340 m
Technical Marshal IHA	DANĚK Pavel (CZE)	Min course Width	10 m
		Count of right-hand bend	
		Count of left-hand bend	
		Hill Record	2011, BENEŠ Miloš Ralt RT23: 1:00.89

Rank	№	Driver Entrant	Country Bird	Car Class	Qualification				RACE				Diff. Prev.	TIME Speed (km/h)
					20 m	100 m	1350m	Time	20m	100m	1350m	Time		
1.	159	ERDÉLYI Tomáš Šenkýř Motorsport	SK 1974	BMW M3 GTR E36 E1+2000/2WD	2.15 1.97	5.22 4.91	42.35 40.31	1:19.89 (8./1.) 1:19.13 (11./1.)	1.93 1.96	4.96 4.84	40.22 38.91	1:16.89 (9./1.) 1:14.79 (9./1.)		2:31.68 (1.) 111,076
2.	330	HANUŠ Vladimír KV Motorsport Team	SK 1976	Mitsubishi Lancer EVO X S1+2000/4WD	1.73 1.62	4.87 4.68	45.98 42.07	1:29.29 (33./2.) 1:21.09 (16./1.)	1.69 1.70	4.79 4.70	42.05 41.35	1:20.42 (15./1.) 1:19.22 (17./3.)	+7,960 +7,960	2:39.64 (1.) 105,537
3.	111	CIKOR Rado Max Motorsport	SK 1971	Mitsubishi Lancer Evolution E1+2000/4WD	1.88 1.73	4.67 4.49	42.67 41.14	1:22.59 (12./2.) 1:20.25 (12./3.)	1.69 1.77	4.39 4.49	40.62 42.64	1:19.24 (13./3.) 1:21.79 (26./4.)	+9,350 +1,390	2:41.03 (3.) 104,626
4.	61	RÝZEK Milan KV Motorsport Team	SK 1985	Fiks 01 E2/C-1600	2.14 1.88	5.47 5.29	45.38 43.38	1:27.14 (21./3.) 1:22.42 (18./2.)	1.85 1.98	5.19 5.34	43.06 42.72	1:21.69 (20./3.) 1:21.44 (24./3.)	+11,450 +2,100	2:43.13 (3.) 103,280
5.	131	JUHAS Martin Galanta	SK 1980	BMW M3 E1+2000/2WD	1.97 1.96	5.29 5.25	44.14 43.51	1:24.14 (14./2.) 1:24.28 (29./3.)	1.96 1.98	5.25 5.23	43.52 42.19	1:22.91 (24./2.) 1:20.94 (21./2.)	+12,170 +0,720	2:43.85 (2.) 102,826

Rank	№	Driver Entrant	Country Bird	Car Class	Qualification			RACE			Diff. Prev.	TIME Speed (km/h)
					20 m	100 m	1350m	Time	20m	100m		

Competition / Weather Information									
Qualification					RACE				
	Time	Weather	Temp. (°C)			Time	Weather	Temp. (°C)	
			Air	Road				Air	Road
1st Round	8:06: - 9:45:	Cloudy	5	2	1st Round	10:53 - 11:43	Cloudy	7	3
2nd Round	9:42: - 10:45	Cloudy	7	3	2nd Round	11:47 - 12:35	Cloudy	8	4
					3rd Round	-			

Statistics										
		Time			Speed (km/h)			Competitors / Nations		
		Min	Max	Avg.	Max	Min	Avg.	in start list	started	with results
Qualification	1st Round	1:08.660	7:17.370	1:34.989	122,692	19,261	88,684	80/5	77/5	74/5
	2nd Round	1:05.510	2:01.660	1:26.452	128,591	69,242	97,441	80/5	73/5	73/5
RACE	1st Round	1:05.540	1:46.990	1:25.053	128,532	78,736	99,044	80/5	68/5	68/4
	2nd Round	1:04.920	1:45.030	1:23.933	129,760	80,206	100,365	80/5	73/5	73/5
	3rd Round							80/5	0/5	0/0

Race Director  RYBNÍČEK Ivan (CZE)	Sport Marshal IHA  BARTL Miroslav (CZE)	Main Timekeeper  ŠABÍK L'uboš (SVK)
---	--	--


LIQUI MOLY BERG CUP 2012

VARS Brněnský drak 2012 - I. závod

31. 3. - 1.4. 2012



Poland Trophy






Jury / Competition Management		Hill Data	
Chief of Competition	RYBNÍČEK Ivan (CZE)	Start Altitude	m
Race Director	RYBNÍČEK Ivan (CZE)	Finish Altitude	m
Vice chairman	ŠIROKÁ Riana (CZE)	Vertical Drop	m
Sport Marshal IHA	BARTL Miroslav (CZE)	Course Length	2340 m
Technical Marshal IHA	DANĚK Pavel (CZE)	Min course Width	10 m
		Count of right-hand bend	
		Count of left-hand bend	
		Hill Record	2011, BENEŠ Miloš Rait RT23: 1:00.89

Rank	№	Driver Entrant	Country Bird	Car Class	Qualification				RACE				Diff. Prev.	TIME Speed (km/h)
					20 m	100 m	1350m	Time	20m	100m	1350m	Time		
1.	456	WODNIAK Artur MAAR Motorsport	PL 1972	BMW E30 318iS HA1-2000	2.23 2.09	5.95 5.67	49.56 45.35	1:33.51 (50./5.) 1:25.44 (34./3.)	1.92 1.85	5.38 5.34	43.92 43.23	1:25.27 (35./2.) 1:22.35 (30./2.)		2:47.62 (2.) 100,513
2.	466	KASZYNSKI Jarek Prosound Racing	PL 1972	BMW 318 GTR HA1+2000	2.48 2.30	6.49 5.92	47.19 44.31	1:30.62 (39./4.) 1:25.82 (37./4.)	2.30 2.24	5.73 5.75	45.02 44.04	1:26.28 (42./3.) 1:24.87 (43./2.)	+ +	2:51.15 (2.) 98,440
3.	399	PAŠEK Przemyslaw Akuna Racing Team	PL 1984	Honda Civic S1-1600	2.19 2.20	6.12 5.94	46.89 45.86	1:28.89 (30./2.) 1:26.79 (44./2.)	2.27 2.09	6.00 5.71	45.62 44.79	1:26.20 (41./2.) 1:25.36 (46./2.)	+ +	2:51.56 (2.) 98,205
4.	117	KORASZEWSKI Jacek Koraszewski AutoSport	PL 1982	Audi TT Quattro E1+2000/4WD	2.00 1.84	6.05 5.09	50.06 43.24	1:33.23 (47./5.) 1:23.97 (23./4.)	2.05 1.87	5.59 5.22	48.67 43.12	1:29.22 (48./6.) 1:22.54 (31./5.)	+0,200 -	2:51.76 (6.) 98,090
5.	450	STANIAK Marcin KV Motorsport Team	PL 1978	BMW 318is HA1-2000	2.45 2.11	5.60	48.10 44.83	1:30.34 (37./3.) 1:25.33 (33./2.)	2.25 2.04	5.85 5.54	45.05 45.29	1:31.09 (56./5.) 1:25.42 (47./3.)	+ +4,750	2:56.51 (4.) 95,451
6.	163	DUDEK Grzegorz Dudek Auto Sport	PL 1972	VW Golf 3 16V NA-2000	2.77 2.38	8.85 6.19	- 47.93	- DNF - 1:30.43 (55./4.)	2.55 2.50	6.41 6.33	47.53 47.41	1:29.09 (45./3.) 1:29.45 (57./4.)	+ +	2:58.54 (4.) 94,365
7.	364	MICHALEWICZ Piotr APM Michalewicz Autosport	PL 1977	Seat Ibiza S1-2000	2.38 2.39	6.45 6.31	51.26 50.45	1:38.13 (63./6.) 1:36.29 (66./6.)	2.46 2.41	6.45 6.51	50.38 50.20	1:35.75 (64./6.) 1:35.28 (68./6.)	+ +12,490	3:11.03 (6.) 88,196

Rank	№	Driver Entrant	Country Bird	Car Class	Qualification			RACE			Diff. Prev.	TIME Speed (km/h)
					20 m	100 m	1350m	Time	20m	100m		

Competition / Weather Information									
Qualification					RACE				
	Time	Weather	Temp. (°C)			Time	Weather	Temp. (°C)	
			Air	Road				Air	Road
1st Round	8:06: - 9:45:	Cloudy	5	2	1st Round	10:53 - 11:43	Cloudy	7	3
2nd Round	9:42: - 10:45	Cloudy	7	3	2nd Round	11:47 - 12:35	Cloudy	8	4
					3rd Round	-			

Statistics										
		Time			Speed (km/h)			Competitors / Nations		
		Min	Max	Avg.	Max	Min	Avg.	in start list	started	with results
Qualification	1st Round	1:08.660	7:17.370	1:34.989	122,692	19,261	88,684	80/5	77/5	74/5
	2nd Round	1:05.510	2:01.660	1:26.452	128,591	69,242	97,441	80/5	73/5	73/5
RACE	1st Round	1:05.540	1:46.990	1:25.053	128,532	78,736	99,044	80/5	68/5	68/4
	2nd Round	1:04.920	1:45.030	1:23.933	129,760	80,206	100,365	80/5	73/5	73/5
	3rd Round							80/5	0/5	0/0

Race Director  RYBNÍČEK Ivan (CZE)	Sport Marshal IHA  BARTL Miroslav (CZE)	Main Timekeeper  ŠABÍK L'uboš (SVK)
---	--	--


LIQUI MOLY BERG CUP 2012

VARŠ Brněnský drak 2012 - I. závod

31. 3. - 1.4. 2012



Austria Trophy






Jury / Competition Management		Hill Data	
Chief of Competition	RYBNÍČEK Ivan (CZE)	Start Altitude	m
Race Director	RYBNÍČEK Ivan (CZE)	Finish Altitude	m
Vice chairman	ŠIROKÁ Riana (CZE)	Vertical Drop	m
Sport Marshal IHA	BARTL Miroslav (CZE)	Course Length	2340 m
Technical Marshal IHA	DANĚK Pavel (CZE)	Min course Width	10 m
		Count of right-hand bend	
		Count of left-hand bend	
		Hill Record	2011, BENEŠ Miloš Rait RT23: 1:00.89

Rank	No	Driver Entrant	Country Bird	Car Class	Qualification				RACE				Diff. Prev.	TIME Speed (km/h)
					20 m	100 m	1350m	Time	20m	100m	1350m	Time		
	311	MADRAN Ferdinand Schildorn	AT 1960	KTM X-Bow S2	1.89 1.65	5.50 4.86	44.56 42.06	1:24.48 (17./2.) 1:20.60 (15./3.)	1.89	5.76	41.88	1:20.21 (19./4.) - DNS - - DNS -		- DNF -
	314	FRIEZEL Daniel MAD Race Power	AT 1900	KTM X-Bow S2	2.74 1.78	5.97 4.89	43.59 43.31	1:25.28 (18./3.) 1:25.10 (32./4.)	1.85	4.86	40.29	1:18.74 (14./2.) - DNS - - DNS -		- DNF -
	315	PRECHT Mark MAD Race Power	AT 1900	KTM X-Bow S2	2.23 2.42	7.35 5.76	54.40 50.86	1:45.04 (70./8.) 1:36.63 (67./8.)	2.42	6.78	50.18	1:36.04 (70./8.) - DNS - - DNS -		- DNF -
	316	PICHLHOFER Bernd MAD Race Power	AT 1900	KTM X-Bow S2	2.38 2.37	6.09 5.76	52.49 45.56	1:38.25 (64./7.) 1:26.78 (43./5.)	2.34	6.74	46.46	1:29.09 (55./6.) - DNS - - DNS -		- DNF -
	240	LACKNER Ronald REC	AT 1990	Suzuki Swift GTI E1-1400	2.26	5.77		- DNF - - DNS -				- DNS - - DNS - - DNS -		- DNF -

Rank	№	Driver Entrant	Country Bird	Car Class	Qualification			RACE			Diff. Prev.	TIME Speed (km/h)
					20 m	100 m	1350m	Time	20m	100m		

Competition / Weather Information									
Qualification					RACE				
	Time	Weather	Temp. (°C)			Time	Weather	Temp. (°C)	
			Air	Road				Air	Road
1st Round	8:06: - 9:45:	Cloudy	5	2	1st Round	10:53 - 11:43	Cloudy	7	3
2nd Round	9:42: - 10:45	Cloudy	7	3	2nd Round	11:47 - 12:35	Cloudy	8	4
					3rd Round	-			

Statistics										
		Time			Speed (km/h)			Competitors / Nations		
		Min	Max	Avg.	Max	Min	Avg.	in start list	started	with results
Qualification	1st Round	1:08.660	7:17.370	1:34.989	122,692	19,261	88,684	80/5	77/5	74/5
	2nd Round	1:05.510	2:01.660	1:26.452	128,591	69,242	97,441	80/5	73/5	73/5
RACE	1st Round	1:05.540	1:46.990	1:25.053	128,532	78,736	99,044	80/5	68/5	68/4
	2nd Round	1:04.920	1:45.030	1:23.933	129,760	80,206	100,365	80/5	73/5	73/5
	3rd Round							80/5	0/5	0/0

Race Director  RYBNÍČEK Ivan (CZE)	Sport Marshal IHA  BARTL Miroslav (CZE)	Main Timekeeper  ŠABÍK L'uboš (SVK)
---	--	--