

## LIQUI MOLY BERG CUP 2012

XXXI. MANN FILTER - Zámecký vrch 2012, 5.5.2012



Náměšť n. Oslavou (CZ), 4.- 6. 5. 2012

### Absolute Results



Jury / Competition Management		Hill Data	
Chief of Competition	RYBNÍČEK Ivan (CZE)	Start Altitude	374 m
Race Director	RYBNÍČEK Ivan (CZE)	Finish Altitude	470 m
Vice chairman	ŠIROKÁ Riana (CZE)	Vertical Drop	96 m
Sport Marshal IHA	KADLEC Jaroslav (CZE)	Course Length	2030 m
Technical Marshal IHA	BARTL Miroslav (CZE)	Min course Width	6 m
		Count of right-hand bend	
		Count of left-hand bend	
		Hill Record	2005, KRÁMSKÝ Otakar Osella PA 20 BMW: 54.25

Rank	No	Driver Entrant	Country Bird	Car Class	Qualification				RACE				Diff. Prev. Speed (km/h)	TIME
					20 m	100 m	1050m	Time	20m	100m	1050m	Time		

### Berg Cup Actual Cars

1.	1	<b>KOMÁREK David</b> Liqui Moly Komvet Racing	CZ	Norma M20F E2/C+2000	1.80 1.86	4.24 4.30	37.19 35.71	1:02.37 (2./1.) 1:00.04 (2./1.)	1.84 1.90	4.28 4.35	34.80 34.47	58.52 (1./1.) 57.49 (1./1.)	-DNS-	<b>1:56.01 (1.)</b> 125,989 Δ 1,030 (56.)
2.	3	<b>RYBNÍČEK Marek</b> Liqui Moly Komvet Racing	CZ	Mitsubishi Eclipse Evo 650 E2SH	1.80 1.75	4.21 4.12	36.71 36.33	1:01.11 (1./1.) 59.75 (1./1.)	1.74 1.73	4.16 4.07	36.70 36.23	59.61 (2./1.) 59.50 (2./1.)	+3,100 +3,100	<b>1:59.11 (1.)</b> 122,710 Δ 0,110 (12.)
3.	9	<b>TRNKA Jakub</b> Liqui Moly Komvet Racing	CZ	Norma M20F E2/C-2000	1.94 1.95	4.54 4.55	38.39 38.94	1:03.99 (4./1.) 1:03.74 (6./2.)	2.02 1.98	4.65 4.57	37.17 36.01	1:01.19 (3./1.) 59.60 (3./1.)	+4,780 +1,680	<b>2:00.79 (1.)</b> 121,003 Δ 1,590 (69.)
4.	4	<b>NOVICKÝ Michal</b> REC	CZ	Reynard 032 F3 E2/C-2000	1.98 2.03	4.81 4.83	39.53 37.93	1:05.48 (7./2.) 1:02.20 (3./1.)	1.97 2.01	4.77 4.78	37.57 37.74	1:01.74 (4./2.) 1:01.46 (4./2.)	+7,190 +2,410	<b>2:03.20 (2.)</b> 118,636 Δ 0,280 (22.)
5.	6	<b>ŠPALEK Jiří</b> Liqui Moly Komvet Racing	CZ	Mitsubishi Lancer WRC 05 E1+2000/4WD	2.08 1.99	4.83 4.65	39.01 38.10	1:03.68 (3./1.) 1:02.78 (4./1.)	1.97 2.08	4.66 4.77	37.98 37.68	1:01.84 (5./1.) 1:01.50 (5./1.)	+7,330 +0,140	<b>2:03.34 (1.)</b> 118,502 Δ 0,340 (25.)
6.	8	<b>ŠUBERT Drahoslav</b> Liqui Moly Komvet Racing	CZ	Mitsubishi Lancer Evo IX S1+2000/4WD	2.17 2.10	5.27 5.06	40.33 38.97	1:05.22 (6./1.) 1:03.01 (5./1.)	1.95 1.92	4.79 4.74	38.59 38.03	1:02.24 (6./1.) 1:01.69 (7./1.)	+7,920 +0,590	<b>2:03.93 (1.)</b> 117,938 Δ 0,550 (36.)
7.	2	<b>MLEJNEK Aleš</b> REC	CZ	E2/C+2000	1.95 1.95	4.91 5.35	38.91	1:04.91 (5./2.) - DNF -	1.95 1.94	4.72 4.64	37.93 36.79	1:03.24 (7./2.) 1:01.59 (6./2.)	+8,820 +0,900	<b>2:04.83 (2.)</b> 117,087 Δ 1,650 (70.)
8.	262	<b>HUDEC Martin</b> MH Racing	CZ	Mitsubishi Lancer Evo VIII NA+2000	2.20	5.23	41.06	- DNS - 1:08.41 (11./2.)	2.07 2.03	5.03 4.97	39.85 39.91	1:06.05 (8./1.) 1:05.90 (9./2.)	+15,940 +7,120	<b>2:11.95 (1.)</b> 110,769 Δ 0,150 (16.)
9.	261	<b>PEŠL Jaroslav</b> MH Racing	CZ	Mitsubishi Lancer Evo 8 NA+2000	1.96 2.15	4.83 5.11	41.40 40.71	1:09.23 (10./1.) 1:07.47 (9./1.)	2.01 1.97	4.87 4.83	40.13 40.22	1:06.77 (11./2.) 1:05.82 (8./1.)	+16,580 +0,640	<b>2:12.59 (2.)</b> 110,235 Δ 0,950 (54.)
10.	333	<b>VAHANČIK Peter</b> Krupina	SK	Mitsubishi Lancer EVO VIII S1+2000/4WD	2.39 1.96	5.59 4.95	41.75 40.42	1:09.30 (11./3.) 1:07.00 (8./3.)	1.97 2.00	4.96 4.97	40.28 41.05	1:06.72 (10./3.) 1:06.62 (10./2.)	+17,330 +0,750	<b>2:13.34 (2.)</b> 109,615 Δ 0,100 (8.)
11.	10	<b>STEHLÍK Karel</b> KV Motorsport Team	CZ	Mitsubishi Lancer Evo IX S1+2000/4WD	2.05 2.01	5.19 5.08	44.90 42.45	1:13.05 (19./6.) 1:10.01 (19./5.)	2.13 2.18	5.23 5.27	41.12 41.04	1:06.98 (12./4.) 1:07.08 (14./3.)	+18,050 +0,720	<b>2:14.06 (3.)</b> 109,026 Δ 0,100 (8.)

Rank	No	Driver Entrant	Country Bird	Car Class	Qualification				RACE				Diff. Prev.	TIME Speed (km/h)
					20 m	100 m	1050m	Time	20m	100m	1050m	Time		
12.	204	<b>STANĚK Vojtěch</b> Liqui Moly Komvet Racing	CZ 1974	Peugeot 106 maxi E1-1600	2.48 2.60	5.77 5.87	41.66 41.57	1:09.32 (12./1.) 1:07.67 (10./1.)	2.50 2.43	5.70 5.62	40.78 40.82	1:07.12 (13./1.) 1:07.03 (13./1.)	+18,140 +0,090	<b>2:14.15 (1.)</b> 108,953 Δ 0,090 (6.)
13.	95	<b>KOLBÁBEK Radek</b> Lemurs Racing Team	CZ 1973	Ford Sierra 4000 E2SH	1.96 1.95	5.03 5.01	41.44 40.75	1:10.37 (13./2.) 1:08.63 (13./2.)	1.91 1.98	4.97 5.07	40.51 40.21	1:07.76 (14./2.) 1:07.32 (15./2.)	+19,070 +0,930	<b>2:15.08 (2.)</b> 108,203 Δ 0,440 (31.)
14.	321	<b>HAVLÍČEK Luboš</b> A.M.S.R.T.	CZ 1978	Mitsubishi Lancer Evo VIII S1+2000/4WD	2.03 2.06	5.15 5.15	40.65 40.08	1:07.67 (9./2.) 1:06.27 (7./2.)	2.05 2.07	5.09 5.31	40.14 42.63	1:06.39 (9./2.) 1:08.92 (23./5.)	+19,300 +0,230	<b>2:15.31 (4.)</b> 108,019 Δ 2,530 (78.)
15.	189	<b>BOHÁČ Milan</b> Lemurs Racing Team	CZ 1957	Renault Clio E1-2000	2.59 2.48	5.75 5.60	43.76 42.38	1:12.42 (17./1.) 1:09.81 (16./2.)	2.51 2.48	5.69 5.60	41.72 41.37	1:08.50 (17./1.) 1:07.82 (17./1.)	+20,310 +1,010	<b>2:16.32 (1.)</b> 107,218 Δ 0,680 (44.)
16.	330	<b>HANUŠ Vladimír</b> KV Motorsport Team	SK 1976	Mitsubishi Lancer EVO X S1+2000/4WD	1.94 2.03	4.94 5.10	43.84 42.69	1:11.20 (14./4.) 1:09.99 (18./4.)	2.03 1.98	5.01 4.85	41.88 41.51	1:08.62 (18./6.) 1:07.73 (16./4.)	+20,340 +0,030	<b>2:16.35 (5.)</b> 107,195 Δ 0,890 (52.)
17.	311	<b>MADRIAN Ferdinand</b> Schildorn	AT 1960	KTM X-Bow S2	2.29 2.16	5.80 5.48	45.11 41.42	1:15.48 (29./1.) 1:08.52 (12./1.)	2.21 2.17	5.48 5.34	41.79 40.65	1:08.32 (15./1.) 1:08.08 (18./1.)	+20,390 +0,050	<b>2:16.40 (1.)</b> 107,155 Δ 0,240 (20.)
18.	183	<b>NEVESELÝ Radek</b> Nevik-racer	CZ 1981	Škoda Octavia E1-2000	2.48 2.45	5.64 5.57	43.99 41.95	1:14.68 (24./2.) 1:09.41 (15./1.)	2.43 2.45	5.56 5.64	40.93 41.25	1:08.86 (19./2.) 1:08.13 (19./2.)	+20,980 +0,590	<b>2:16.99 (2.)</b> 106,694 Δ 0,730 (48.)
19.	120	<b>DOSEDL Dušan</b> DK Mont	CZ 1972	Subaru impreza WRX STI N14 E1+2000/4WD	2.38 2.12	5.54 4.96	46.80 42.62	1:15.90 (37./4.) 1:10.07 (20./2.)	2.27 2.16	5.10 4.94	42.15 41.63	1:09.31 (20./2.) 1:08.62 (21./3.)	+21,920 +0,940	<b>2:17.93 (2.)</b> 105,967 Δ 0,690 (45.)
20.	324	<b>MEIXNER Richard</b> Liqui Moly Komvet Racind	CZ 1975	Mitsubishi Lancer EVO VIII S1+2000/4WD	2.23 2.10	5.49 5.21	44.27 43.99	1:14.42 (23./7.) 1:11.90 (28./8.)	2.15 2.13	5.39 5.81	41.86 42.81	1:08.36 (16./5.) 1:09.68 (26./6.)	+22,030 +0,110	<b>2:18.04 (6.)</b> 105,882 Δ 1,320 (64.)
21.	187	<b>SATEK Jakub</b> REC	CZ 1984	Honda Civic Type R E1-2000	2.81 2.60	6.13 5.90	46.80 43.99	1:15.65 (31./4.) 1:11.10 (24./3.)	2.65 2.68	5.96 5.97	43.27 42.67	1:09.59 (22./3.) 1:08.77 (22./3.)	+22,350 +0,320	<b>2:18.36 (3.)</b> 105,637 Δ 0,820 (51.)
22.	129	<b>KOVALČIK Michal</b> Slovakia Rally System	SK 1990	Škoda Octavia WRC NA+2000	1.97 2.11	4.90 5.03	43.29 42.83	1:11.78 (15./3.) 1:09.12 (14./3.)	2.06 2.04	4.93 4.96	43.14 42.98	1:09.74 (25./3.) 1:09.18 (24./3.)	+22,910 +0,560	<b>2:18.92 (3.)</b> 105,212 Δ 0,560 (37.)
23.	307	<b>PAROWKA Pan</b> PRT	PL 1980	KTM X - Bow S2	2.40 2.32	5.94 5.34	47.57 43.03	1:16.32 (40./2.) 1:10.31 (21./2.)	2.35 2.33	5.54 5.45	43.68 41.95	1:10.85 (29./2.) 1:08.36 (20./2.)	+23,200 +0,290	<b>2:19.21 (2.)</b> 104,992 Δ 2,490 (77.)
24.	131	<b>JUHAS Martin</b> Galanta	SK 1980	BMW M3 E1+2000/2WD	2.54 2.41	5.80 5.62	44.73 42.96	1:13.74 (20./1.) 1:10.64 (22./1.)	2.53 2.42	5.80 5.63	43.05 42.69	1:09.57 (21./1.) 1:09.69 (27./1.)	+23,250 +0,050	<b>2:19.26 (1.)</b> 104,955 Δ 0,120 (13.)
25.	335	<b>BARICA Jan</b> Rezmont Racing	SK 1965	Subaru impreza S1+2000/4WD	2.39 1.99	5.54 5.00	46.09 43.03	1:16.34 (41./8.) 1:11.06 (23./6.)	1.98	4.99	42.31 43.28	1:09.60 (24./7.) 1:10.39 (30./8.)	+23,980 +0,730	<b>2:19.99 (7.)</b> 104,407 Δ 0,790 (50.)
26.	180	<b>MITÁNEK Petr</b> DKP Racing	CZ 1979	Opel Astra GSi E1-2000	2.94	6.50		- DNF - - DNS -	2.56 2.62	5.92 6.03	43.42 43.39	1:10.43 (28./4.) 1:10.08 (28./4.)	+24,500 +0,520	<b>2:20.51 (4.)</b> 104,021 Δ 0,350 (26.)
27.	373	<b>LOUBAL Lubomír</b> Kovalovice	CZ 1982	VW Golf 4 TDi S1-2000	3.61 3.21	7.51 6.36	46.80 44.00	1:15.86 (35./2.) 1:11.72 (27./1.)	2.79 2.81	6.38 6.39	43.61 43.95	1:10.32 (27./1.) 1:11.06 (33./1.)	+25,370 +0,870	<b>2:21.38 (1.)</b> 103,381 Δ 0,740 (49.)
28.	199	<b>FIRTL Stanislav nejml.</b> Kyjov	CZ 1991	Škoda Octavia TDi E1-2000	2.86 2.76	6.35 6.27	45.82 44.05	1:15.31 (27./3.) 1:12.76 (30./4.)	2.63 2.67	6.04 6.10	43.47 43.30	1:11.21 (30./5.) 1:10.78 (31./5.)	+25,980 +0,610	<b>2:21.99 (5.)</b> 102,937 Δ 0,430 (30.)
29.	322	<b>ČEPIČKA Vlastimil</b> Šternberk	CZ 1962	Mitsubishi Lancer Evo X S1+2000/4WD	2.07 2.01	5.06 5.04	44.17 43.71	1:12.93 (18./5.) 1:11.11 (25./7.)	2.07 2.04	5.10 5.11	44.60 43.70	1:12.04 (34./8.) 1:10.33 (29./7.)	+26,360 +0,380	<b>2:22.37 (8.)</b> 102,662 Δ 1,710 (71.)
30.	389	<b>ZIMÁK Martin</b> Holešov	CZ 1989	Citroën Saxo S1-1600	2.78 2.62	6.28 6.16	45.82 44.12	1:15.83 (34./1.) 1:12.80 (33./1.)	2.51 2.52	5.99 6.17	43.28 43.47	1:11.27 (31./1.) 1:11.15 (34./1.)	+26,410 +0,050	<b>2:22.42 (1.)</b> 102,626 Δ 0,120 (13.)
31.	61	<b>RÝZEK Milan</b> KV Motorsport Team	SK 1985	FIKS 01 E2/C-1600	2.36 2.43	5.85 5.93	44.19 43.31	1:15.17 (25./1.) 1:12.52 (29./1.)	2.43 2.47	5.92 5.88	42.88 43.81	1:11.81 (32./1.) 1:11.68 (35./1.)	+27,480 +1,070	<b>2:23.49 (1.)</b> 101,861 Δ 0,130 (15.)
32.	190	<b>PIEKARZ Antonín</b> DKP Racing	CZ 1957	Opel Astra GSi E1-2000				- DNS - - DNS -	2.68 2.76	6.14	43.92 44.16	1:11.85 (33./6.) 1:12.45 (39./8.)	+28,290 +0,810	<b>2:24.30 (6.)</b> 101,289 Δ 0,600 (40.)
33.	284	<b>PFEIFER Bohumil</b> Brno	CZ 1973	Škoda Fabia E1-2000	2.93 2.99	6.26 6.48	47.75 46.09	1:18.77 (50./2.) 1:14.52 (42./2.)	2.88 2.69	6.23 5.96	45.58 43.94	1:13.37 (46./2.) 1:11.01 (32./6.)	+28,370 +0,080	<b>2:24.38 (7.)</b> 101,233 Δ 2,360 (75.)
34.	195	<b>ZEMÁNEK Jaroslav</b> Tišnov	CZ 1984	Fiat Punto JTD E1-2000	2.60	6.24		- DNF - - DNS -	2.53 2.65	6.31 6.24	43.82 43.50	1:13.13 (44./8.) 1:12.00 (36./7.)	+29,120 +0,750	<b>2:25.13 (8.)</b> 100,710 Δ 1,130 (59.)
35.	241	<b>ŠRAHŮLEK Petr</b> JPMotorsport	CZ 1973	Škoda 130RS Evo1 E1-1400	2.44 2.44	5.89 5.93	45.45 46.85	1:15.64 (30./3.) 1:20.06 (66./6.)	2.34 2.38	5.73 5.78	44.12 43.58	1:13.05 (42./2.) 1:12.33 (38./1.)	+29,370 +0,250	<b>2:25.38 (1.)</b> 100,537 Δ 0,720 (47.)
36.	112	<b>CICHÁ Veronika</b> KV Motorsport Team	CZ 1987	Mitsubishi Lancer Evo IV E1+2000/4WD	1.85 1.98	4.91 5.15	46.78 45.54	1:16.84 (44./5.) 1:14.67 (43./3.)	1.88	4.89	44.45 44.38	1:12.78 (38./3.) 1:12.76 (42./4.)	+29,530 +0,160	<b>2:25.54 (3.)</b> 100,426 Δ 0,020 (2.)
37.	245	<b>ŽÁK Josef</b> DK Mont	CZ 1953	Škoda 100 E1-1400	2.38 2.34	5.92 5.77	45.30 44.50	1:15.36 (28./2.) 1:13.27 (34./1.)	2.32 2.30	5.83 5.75	44.15 44.14	1:13.09 (43./3.) 1:12.50 (40./2.)	+29,580 +0,050	<b>2:25.59 (2.)</b> 100,392 Δ 0,590 (39.)

Rank	No	Driver Entrant	Country Bird	Car Class	Qualification				RACE				Diff. Prev.	TIME Speed (km/h)
					20 m	100 m	1050m	Time	20m	100m	1050m	Time		
38.	238	<b>STUDENÝ Lukáš</b> Alcore motorsport	CZ 1980	Škoda 110R E1-1400	2.56 2.45	6.06 5.90	45.25 44.58	1:15.90 (37./4.) 1:14.18 (40./2.)	2.51 2.52	6.00 5.97	44.48 43.90	1:13.01 (41./1.) 1:12.61 (41./3.)	+29,610 +0,030	<b>2:25.62 (3.)</b> 100,371 Δ 0,400 (28.)
39.	369	<b>ŘEHÁK Matěj</b> Rožnov pod Radhoštěm	CZ 1988	Honda Civic Type-R S1-2000	2.75 2.56	6.39 6.09	47.85 44.70	1:18.37 (49./4.) 1:13.43 (35./2.)	2.62 2.61	6.05 6.02	44.27 45.22	1:12.10 (36./3.) 1:13.57 (45./3.)	+29,660 +0,050	<b>2:25.67 (2.)</b> 100,336 Δ 1,470 (67.)
40.	299	<b>PILAŘ Rostislav</b> Lemurs Racing Team	CZ 1960	Ford Escort RS 2000 NA-2000	2.65 2.64	6.12 6.12	44.91 44.38	1:14.29 (22./1.) 1:12.78 (32./1.)	2.78 2.60	6.45 6.01	44.71 44.70	1:12.94 (40./1.) 1:13.03 (43./1.)	+29,960 +0,300	<b>2:25.97 (1.)</b> 100,130 Δ 0,090 (6.)
41.	367	<b>DANIEL Antonín</b> AMK Masarykův okruh	CZ 1957	Honda Civic Type R S1-2000	2.58 2.51	6.10 6.02	45.20 44.42	1:15.20 (26./1.) 1:14.98 (44./5.)	2.53 2.55	6.05 6.05	44.74 44.92	1:13.16 (45./4.) 1:13.26 (44./2.)	+30,410 +0,450	<b>2:26.42 (3.)</b> 99,822 Δ 0,100 (8.)
42.	202	<b>MACEK Vojtěch</b> Motokáry Bruntál	CZ 1946	Škoda 110R 1500 E1-1600	2.30 2.35	5.86 5.91	45.05 44.85	1:15.73 (32./2.) 1:13.78 (37./3.)	2.35 2.31	5.94 5.79	44.72 44.03	1:14.32 (50./3.) 1:12.20 (37./2.)	+30,510 +0,100	<b>2:26.52 (2.)</b> 99,754 Δ 2,120 (73.)
43.	170	<b>SOUČEK Jan</b> JS racing TEAM	CZ 1977	Ford Focus RS-12 E1-2000	2.70 2.71	6.07 6.02	45.46 43.88	1:15.87 (36./5.) 1:13.78 (37./5.)	2.65 2.59	5.90 5.85	43.69 43.10	1:12.59 (37./7.) 1:13.99 (50./9.)	+30,570 +0,060	<b>2:26.58 (9.)</b> 99,713 Δ 1,400 (66.)
44.	213	<b>MEDUNA Jiří</b> Udelejsisamsport	CZ 1986	Peugeot 106 E1-1600	2.57 2.48	6.16 5.95	47.20 44.50	1:16.78 (43./3.) 1:12.76 (30./2.)	2.75 2.58	6.38 6.18	43.76 45.66	1:12.89 (39./2.) 1:13.97 (49./3.)	+30,850 +0,280	<b>2:26.86 (3.)</b> 99,523 Δ 1,080 (57.)
45.	128	<b>KOVALČÍK Michal jr.</b> Slovakia Rally System	SK 1980	Škoda Octavia WRC NA+2000	1.92 2.09	4.87 4.99	46.75 44.41	1:17.33 (45./6.) 1:13.51 (36./4.)	2.09 2.07	5.12 5.01	45.39 44.88	1:13.99 (47./4.) 1:13.64 (47./4.)	+31,620 +0,770	<b>2:27.63 (4.)</b> 99,004 Δ 0,350 (26.)
46.	366	<b>WINTER Jaroslav</b> DKP Racing	CZ 1959	Honda Civic Type R S1-2000	2.64 2.60	6.18 6.10	45.79 44.96	1:16.25 (39./3.) 1:14.28 (41./4.)	2.53 2.56	6.06 6.11	44.76 45.19	1:14.18 (49./5.) 1:13.86 (48./4.)	+32,030 +0,410	<b>2:28.04 (4.)</b> 98,730 Δ 0,320 (24.)
47.	388	<b>ÁZSÓTH Ladislav</b> DECAM Motorsport	CZ 1959	Citroën Saxo S1-1600	2.69 2.64	6.45 6.35	47.03 45.38	1:17.84 (48./2.) 1:15.05 (47./2.)	2.56 2.65	6.26 6.39	44.82 45.31	1:14.17 (48./2.) 1:14.71 (57./3.)	+32,870 +0,840	<b>2:28.88 (2.)</b> 98,173 Δ 0,540 (35.)
48.	250	<b>PLEVA Martin</b> AMK Vrbno pod Pradědem	CZ 1979	Škoda 120S 1400 E1-1400	2.42 2.42	6.00 6.00	46.07 44.89	1:17.72 (47./5.) 1:15.04 (46./3.)	2.33 2.37	5.90 6.00	44.67 44.95	1:15.16 (55./4.) 1:14.54 (54./4.)	+33,690 +0,820	<b>2:29.70 (4.)</b> 97,635 Δ 0,620 (41.)
49.	399	<b>PAŠEK Przemysław</b> Akuna Racing Team	PL 1984	Honda Civic S1-1600	2.72 2.56	6.43 6.23	48.88 46.40	1:20.29 (54./3.) 1:16.61 (52./3.)	2.59 2.56	6.36 6.25	46.72 45.72	1:15.57 (57./3.) 1:14.28 (53./2.)	+33,840 +0,150	<b>2:29.85 (3.)</b> 97,538 Δ 1,290 (63.)
50.	197	<b>BARAN Pavel</b> Újez nad lesy	CZ 1991	Renault Clio Sport E1-2000	2.59 2.57	6.37 6.16	49.18 46.41	1:19.99 (52./6.) 1:16.17 (50./6.)	2.52 2.56	6.08 5.98	45.76 45.57	1:15.14 (54./9.) 1:14.89 (58./10.)	+34,020 +0,180	<b>2:30.03 (10.)</b> 97,421 Δ 0,250 (21.)
51.	249	<b>STEJSKAL Bronislav</b> Czech-Pro Racing Team	CZ 1977	Škoda Felicia Kit Car E1-1400	2.84 2.63	6.77 6.43	49.62 47.39	1:20.69 (56./6.) 1:17.19 (55./4.)	2.72 2.75	6.44 6.49	46.21 45.98	1:15.70 (58./5.) 1:15.69 (62./6.)	+35,380 +1,360	<b>2:31.39 (5.)</b> 96,545 Δ 0,010 (1.)
52.	244	<b>BORYCKI Damian</b> Euromal Racing Team	PL 1977	Suzuki Swift Ninja E1-1400	2.80 2.77	6.36 6.18	49.89 47.47	1:21.84 (59./7.) 1:17.35 (56./5.)	2.72 2.86	6.15 6.27	46.50 45.98	1:16.05 (59./6.) 1:15.42 (61./5.)	+35,460 +0,080	<b>2:31.47 (6.)</b> 96,494 Δ 0,630 (42.)
53.	360	<b>SLOVÁČEK Michal</b> Lemurs Racing Team	CZ 1968	Honda Civic Type R S1-2000	2.69 2.65	6.23 6.18	55.74 44.08	1:25.61 (69./5.) 1:13.83 (39./3.)	2.59 2.57	6.07 6.06	43.12 43.55	1:12.08 (35./2.) 1:19.87 (74./6.)	+35,940 +0,480	<b>2:31.95 (5.)</b> 96,190 Δ 7,790 (83.)
54.	169	<b>DIVIŠOVÁ Alexandra</b> Alex Racing Team	CZ 1977	Renault Clio Sport E1-2000	2.86 2.73	6.64 6.29	49.51 47.29	1:20.53 (55./7.) 1:17.78 (59./7.)	2.72 2.70	6.24 6.09	46.56 46.28	1:16.30 (61./10.) 1:16.20 (64./11.)	+36,490 +0,550	<b>2:32.50 (11.)</b> 95,843 Δ 0,100 (8.)
55.	343	<b>KLUKAN Radek</b> Lemurs Racing Team	CZ 1973	BMW M3 S1+2000/2WD	2.79 2.65	6.59 6.45	47.83 48.22	1:20.12 (53./1.) 1:17.95 (60./1.)	2.74 2.57	6.47 6.25	47.41 47.04	1:16.73 (63./1.) 1:16.25 (65./1.)	+36,970 +0,480	<b>2:32.98 (1.)</b> 95,542 Δ 0,480 (32.)
56.	132	<b>KRETZ Michal</b> KLM motorsport	CZ 1980	Škoda Fabia 2000 RS E1+2000/2WD	3.16 2.77	8.75 6.37	1:11.98 46.67	- DNF - 1:17.68 (58./2.)	2.66 2.69	6.21 6.32	45.81 46.01	1:17.79 (68./2.) 1:16.29 (66./2.)	+38,070 +1,100	<b>2:34.08 (2.)</b> 94,860 Δ 1,500 (68.)
57.	390	<b>MÁLEK Dan</b> Málek-motorsport	CZ 1976	Škoda Felicia S1-1600	2.78 2.71	6.76 6.60	49.18 48.26	1:21.40 (58./4.) 1:19.03 (62./4.)	2.65 2.68	6.56 6.58	47.34 47.16	1:17.72 (67./4.) 1:17.31 (67./4.)	+39,020 +0,950	<b>2:35.03 (4.)</b> 94,279 Δ 0,410 (29.)
58.	379	<b>ŠABÍK Martin</b> DECAM Motorsport	SK 1973	Ford Focus S1-2000	2.95 2.89	7.01 6.77	53.49 48.70	1:26.20 (71./6.) 1:19.33 (63./6.)	2.89 2.80	6.55 6.49	47.07 47.22	1:17.59 (65./6.) 1:17.63 (69./5.)	+39,210 +0,190	<b>2:35.22 (6.)</b> 94,163 Δ 0,040 (3.)
59.	385	<b>SYTAŘ Petr</b> Strážovice	CZ 1977	Opel Corsa 1,6 S1-1600	2.87 2.77	6.91 6.75	51.97 49.61	1:25.54 (67./5.) 1:21.17 (71./5.)	2.74 2.74	6.67 6.66	48.88 48.49	1:19.28 (73./5.) 1:18.57 (73./5.)	+41,840 +2,630	<b>2:37.85 (5.)</b> 92,594 Δ 0,710 (46.)
60.	151	<b>NOVOTNÝ David</b> DMN racing team	CZ 1983	Škoda Favorit Turbo E1+2000/2WD	2.79 2.61	6.34 6.12	51.38 49.32	1:23.29 (64./2.) 1:20.95 (70./3.)	2.69 2.57	6.18 6.08	50.79 49.04	1:23.46 (78./3.) 1:20.68 (75./3.)	+48,130 +6,290	<b>2:44.14 (3.)</b> 89,046 Δ 2,780 (81.)
61.	363	<b>KŘIVKA Tomáš</b> Křivka Motorsport	CZ 1992	Renault Clio Sport S1-2000	2.87 2.65	6.80 6.40	52.13 49.53	1:27.16 (73./7.) 1:25.77 (77./7.)	2.67 2.71	6.36 6.58	49.72 49.07	1:22.85 (77./7.) 1:22.21 (76./7.)	+49,050 +0,920	<b>2:45.06 (7.)</b> 88,550 Δ 0,640 (43.)
62.	397	<b>KAŠPAR Vilém</b> kuroslepy	CZ 1983	ford fiesta S1-1600	2.81 2.66	7.01 6.82	52.53 51.72	1:27.72 (74./7.) 1:25.48 (76./6.)	2.67 2.63	6.85 6.78	51.36 50.68	1:23.98 (80./6.) 1:23.03 (78./6.)	+51,000 +1,950	<b>2:47.01 (6.)</b> 87,516 Δ 0,950 (54.)
63.	398	<b>CAKL Filip</b> Kralice	CZ 1985	Ford Fiesta S1-1600	2.66 2.64	6.86 6.85	51.36 51.63	1:26.97 (72./6.) 1:26.44 (78./7.)	2.68 2.65	6.93 6.93	51.02 50.84	1:24.87 (81./7.) 1:25.15 (81./7.)	+54,010 +3,010	<b>2:50.02 (7.)</b> 85,966 Δ 0,280 (22.)

Rank	№	Driver Entrant	Country Bird	Car Class	Qualification				RACE				Diff. Prev.	TIME Speed (km/h)
					20 m	100 m	1050m	Time	20m	100m	1050m	Time		
64.	155	<b>DUCHOŇ Oldřich</b> Auto Duchoň racing team	CZ 1962	BMW 325 coupe E36 E1+2000/2WD	2.86 3.30	7.73 8.20	55.87 55.80	1:31.40 (79./3.) 1:30.83 (79./4.)	2.76 3.04	7.18 7.34	52.91 53.21	1:26.76 (83./4.) 1:26.92 (82./4.)	+57,670 +3,660	<b>2:53.68 (4.)</b> 84,155 Δ 0,160 (17.)
65.	257	<b>MALEŇÁK Dušan</b> AMK Masarykův okruh	CZ 1977	Škoda 130 E1-1400	2.77 2.44	7.09 6.27	55.55 48.21	1:29.15 (76./8.) 1:20.42 (68./7.)	2.67 2.59	6.90 6.49	49.53 1:12.40	1:20.97 (75./7.) 1:45.30 (85./7.)	+70,260 +12,590	<b>3:06.27 (7.)</b> 78,467 Δ 24,330 (84.)
	7	<b>ZEMAN Martin</b> Liqui Moly Komvet Racing	CZ 1974	Mitsubishi Lancer EVO VI E1+2000/4WD	2.05 2.15	4.90 4.90	40.58 42.65	1:06.16 (8./2.) - DNF -	2.10	5.03	41.15	- DNS - 1:06.67 (11./2.)		- DNF -
	260	<b>PETRLÍK Tomáš</b> MKT Motorsport	CZ 1982	Mitsubishi Lancer Evo 8 E1-1400	2.28	5.36	43.82	1:11.90 (16./1.) - DNS -				- DNS - - DNS - - DNS -		- DNF -
	111	<b>ČIKOR Rado</b> Max Motorsport	SK 1971	Mitsubishi Lancer Evolution E1+2000/4WD				- DNS - - DNS -				- DNS - - DNS - - DNS -		- DNF -




## Berg Cup Historic Cars

1.	5	<b>ZMEŠKAL Miloš</b> Zmeškalmotorsport	CZ 1957	Ralt RT 32 HA2	2.04 1.87	5.02 4.56	45.69 42.64	1:15.78 (33./1.) 1:09.86 (17./1.)	1.91 1.91	4.66 4.62	42.64 41.35	1:09.59 (22./1.) 1:06.87 (12./1.)		<b>2:16.46 (1.)</b> 107,108 Δ 2,720 (80.)
2.	442	<b>NĚMEC Petr</b> nc power	CZ 1968	Lada 2105 VFTS HA1-2000	2.42 2.43	5.94 5.89	45.07 43.36	1:13.83 (21./1.) 1:11.46 (26./1.)	2.33 2.38	5.80 5.77	42.79 42.63	1:09.96 (26./1.) 1:09.39 (25./1.)	+2,890 +2,890	<b>2:19.35 (1.)</b> 104,887 Δ 0,570 (38.)
3.	491	<b>DOKOUPIL Roman</b> R9Team	CZ 1976	Škoda 130 RS HA1-1300	2.38 2.37	6.09 6.03	45.74 45.02	1:16.59 (42./1.) 1:15.00 (45./1.)	2.40 2.34	6.05 5.91	44.85 44.60	1:14.71 (52./1.) 1:13.61 (46./1.)	+11,860 +8,970	<b>2:28.32 (1.)</b> 98,544 Δ 1,100 (58.)
4.	456	<b>WODNIAK Artur</b> MAAR Motorsport	PL 1972	BMW E30 318iS HA1-2000	2.69 2.55	6.51 6.21	50.64 46.13	1:24.28 (66./3.) 1:15.53 (48./2.)	2.60 2.66	6.31 6.36	45.52 45.80	1:14.64 (51./2.) 1:14.69 (56./3.)	+12,870 +1,010	<b>2:29.33 (2.)</b> 97,877 Δ 0,050 (5.)
5.	434	<b>MACHÁČEK Petr</b> Lancia D-Team	CZ 1962	Lancia Delta Integrale HA1+2000	3.22 2.41	7.34 5.87	49.98 46.92	1:22.61 (62./3.) 1:16.98 (54./2.)	2.37 2.34	5.81 5.73	45.81 44.96	1:15.36 (56./1.) 1:14.22 (52./2.)	+13,120 +0,250	<b>2:29.58 (1.)</b> 97,714 Δ 1,140 (60.)
6.	443	<b>HAZELLE François</b> DKP Racing	FR 1973	Peugeot 205 GTi HA1-2000	2.66 2.69	6.49 6.50	46.69 46.31	1:17.33 (45./2.) 1:16.39 (51./3.)	2.53 2.67	6.27 6.47	45.65 45.97	1:14.98 (53./3.) 1:15.15 (59./4.)	+13,670 +0,550	<b>2:30.13 (3.)</b> 97,356 Δ 0,170 (18.)
7.	457	<b>DROMADER</b> MAAR Motorsport	PL 1972	BMW E30 318iS HA1-2000	2.72 2.74	6.44 6.47	53.41 49.74	1:27.83 (75./5.) 1:20.10 (67./4.)	2.73 2.61	6.40 6.40	47.45 46.16	1:16.40 (62./4.) 1:14.57 (55./2.)	+14,510 +0,840	<b>2:30.97 (4.)</b> 96,814 Δ 1,830 (72.)
8.	485	<b>MATUŠEK Lukáš</b> PM autosport	CZ 1986	Škoda 130 RS HA1-1300	2.33 2.23	5.99 5.83	47.54 45.64	1:19.29 (51./2.) 1:16.78 (53./2.)	2.24 2.24	5.77 5.79	45.34 44.72	1:16.17 (60./2.) 1:15.26 (60./2.)	+14,970 +0,460	<b>2:31.43 (2.)</b> 96,520 Δ 0,910 (53.)
9.	437	<b>MATĚJKA Miroslav</b> MMotorsport	CZ 1971	Lancia Delta HF integrale HA1+2000	2.46 2.35	5.90 5.57	49.16 46.15	1:20.88 (57./1.) 1:15.79 (49./1.)	2.84 2.46	6.39 5.81	47.14 44.83	1:17.43 (64./2.) 1:14.09 (51./1.)	+15,060 +0,090	<b>2:31.52 (2.)</b> 96,463 Δ 3,340 (82.)
10.	466	<b>KASZYŃSKI Jarek</b> Prosound Racing	PL 1972	BMW HA1+2000	3.26 2.66	7.14 6.03	51.32 47.50	1:22.59 (61./2.) 1:17.41 (57./3.)	2.74 2.87	6.28 6.49	47.27 47.00	1:17.98 (70./4.) 1:15.81 (63./3.)	+17,330 +2,270	<b>2:33.79 (3.)</b> 95,039 Δ 2,170 (74.)
11.	484	<b>ZELENÝ Milan</b> Historic Racing Club Jihlava	CZ 1984	Škoda 130 LR/A HA1-1300	2.70 2.48	6.62 6.27	49.64 46.70	1:22.88 (63./4.) 1:18.12 (61./3.)	2.49 2.48	6.39 6.26	46.55 46.23	1:17.93 (69./3.) 1:17.41 (68./3.)	+18,880 +1,550	<b>2:35.34 (3.)</b> 94,090 Δ 0,520 (33.)
12.	490	<b>TEYSCHL Otakar</b> Brno	CZ 1982	Britax Cooper HA1-1300	2.92 2.69	6.86 6.48	49.92 48.06	1:22.54 (60./3.) 1:19.45 (64./4.)	2.74 2.70	6.48 6.39	47.66 46.47	1:18.95 (72./5.) 1:17.70 (70./4.)	+20,190 +1,310	<b>2:36.65 (4.)</b> 93,304 Δ 1,250 (61.)
13.	499	<b>PLEVA Leopold</b> AMK Vrbo pod Pradědem	CZ 1947	Škoda 100 HA1-1300	2.88 2.65	7.06 6.64	52.56 49.90	1:25.54 (67./6.) 1:21.60 (72./6.)	2.55 2.62	6.45 6.56	48.78 48.06	1:18.92 (71./4.) 1:18.39 (72./6.)	+20,850 +0,660	<b>2:37.31 (5.)</b> 92,912 Δ 0,530 (34.)
14.	481	<b>CHYTILOV Ondřej</b> Martin Chytil	CZ 1991	Škoda 130 L HA1-1300	2.94 2.89	6.94 6.98	49.27 48.15	1:23.65 (65./5.) 1:20.64 (69./5.)	2.80 2.60	7.04 6.51	48.68 46.71	1:20.45 (74./6.) 1:18.06 (71./5.)	+22,050 +1,200	<b>2:38.51 (6.)</b> 92,209 Δ 2,390 (76.)
15.	475	<b>BARICA Jan jun.</b> Rezmont Racing	CZ 1993	Subaru Impreza HA1-1300	2.52 2.41	6.56 6.36	52.71 49.93	1:30.27 (78./9.) 1:23.44 (74./9.)	2.48 2.45	6.45 6.39	50.11 50.08	1:22.70 (76./7.) 1:22.92 (77./7.)	+29,160 +7,110	<b>2:45.62 (7.)</b> 88,250 Δ 0,220 (19.)
16.	455	<b>PERDOCH Stanislav</b> Bruntál	CZ 1952	Honda CRX 1500i HA1-2000	2.88 2.92	7.06 7.05	52.03 50.28	1:26.05 (70./4.) 1:23.44 (74./5.)	2.90 3.01	6.96 7.20	50.17 51.98	1:23.52 (79./5.) 1:24.86 (80./5.)	+31,920 +2,760	<b>2:48.38 (5.)</b> 86,804 Δ 1,340 (65.)
17.	415	<b>PARČ Milan</b> Praha 4	CZ 1942	MTX 1-01 HA2	2.58 2.37	7.05 49.53	55.16 49.53	1:29.44 (77./2.) 1:22.84 (73./2.)	2.41 2.52	6.58 6.60	51.13 50.91	1:25.26 (82./2.) 1:23.98 (79./2.)	+32,780 +0,860	<b>2:49.24 (2.)</b> 86,363 Δ 1,280 (62.)
18.	498	<b>ONDREJKA Ján</b> JOSK Racing team	SK 1953	Škoda 130 RS HA1-1300	2.72 2.55	6.91 6.53	1:03.20 58.06	1:47.74 (81./8.) 1:35.54 (81./8.)	2.50 2.45	6.27 6.22	55.96 54.57	1:33.35 (85./9.) 1:30.69 (83./8.)	+47,580 +14,800	<b>3:04.04 (8.)</b> 79,418 Δ 2,660 (79.)
19.	476	<b>STRYJA Jaroslav</b> PM autosport	CZ 1962	Škoda 120LS MTX Rally HA1-1300	2.86 2.77	7.00	59.09 59.99	1:37.75 (80./7.) 1:37.45 (82./9.)	2.60 2.45	6.76 6.43	56.69 56.80	1:33.88 (86./10.) 1:33.92 (84./9.)	+51,340 +3,760	<b>3:07.80 (9.)</b> 77,827 Δ 0,040 (3.)
	486	<b>ŠVÁB Petr</b> Sloup	CZ 1971	Škoda 120 HA1-1300	2.91 2.89	7.44 7.51	1:10.39 56.51	2:20.52 (82./9.) 1:33.06 (80./7.)	2.90	7.37	55.02	1:30.47 (84./8.) - DNS - - DNS -		- DNF -

Rank	№	Driver Entrant	Country Bird	Car Class	Qualification				RACE				Diff. Prev. Speed (km/h)	TIME
					20 m	100 m	1050m	Time	20m	100m	1050m	Time		
	420	JELÍNEK Libor REC	CZ 1949	BMW HA1+2000	2.40 2.44	7.40 6.22	47.65	1:19.73 (65./4.)	- DNF -	2.45	6.13	46.40	1:17.64 (66./3.) - DNS - <del>- DNS -</del>	- DNF -

Competition / Weather Information									
Qualification					RACE				
	Time	Weather	Temp. (°C)			Time	Weather	Temp. (°C)	
			Air	Road				Air	Road
1st Round	8:30: - 10:23	Sunny	16	12	1st Round	13:08 - 14:24	Sunny	25	20
2nd Round	10:46 - 12:03	Sunny	22	18	2nd Round	14:49 - 16:05	Sunny	26	22
					3rd Round	-			

Statistics											
		Time			Speed (km/h)				Competitors / Nations		
		Min	Max	Avg.	Max	Min	Avg.	in start list	started	with results	
Qualification	1st Round	1:01.110	2:20.520	1:18.536	119,588	52,007	93,053	92/5	86/5	82/5	
	2nd Round	59.750	1:37.450	1:15.006	122,310	74,992	97,432	92/5	84/5	82/5	
RACE	1st Round	58.520	1:33.880	1:13.761	124,880	77,844	99,076	92/5	86/5	86/5	
	2nd Round	57.490	1:45.300	1:13.287	127,118	69,402	99,717	92/5	85/5	85/5	
	3rd Round							92/5	0/5	0/0	

Race Director	Sport Marshal IHA	Main Timekeeper
		
RYBNÍČEK Ivan (CZE)	KADLEC Jaroslav (CZE)	ŠABÍK L'uboš (SVK)

## LIQUI MOLY BERG CUP 2012

XXXI. MANN FILTER - Zámecký vrch 2012, 5.5.2012



Náměšť n. Oslavou (CZ), 4.- 6. 5. 2012



Jury / Competition Management		Hill Data	
Chief of Competition	RYBNÍČEK Ivan (CZE)	Start Altitude	374 m
Race Director	RYBNÍČEK Ivan (CZE)	Finish Altitude	470 m
Vice chairman	ŠIROKÁ Riana (CZE)	Vertical Drop	96 m
Sport Marshal IHA	KADLEC Jaroslav (CZE)	Course Length	2030 m
Technical Marshal IHA	BARTL Miroslav (CZE)	Min course Width	6 m
		Count of right-hand bend	
		Count of left-hand bend	
		Hill Record	2005, KRÁMSKÝ Otakar Osella PA 20 BMW: 54.25

Rank	No	Driver Entrant	Country Bird	Car Class	Qualification				RACE				Diff. Prev.	TIME Speed (km/h)
					20 m	100 m	1050m	Time	20m	100m	1050m	Time		

### Berg Cup Actual Cars

#### CLASS S1-1600

1.	389	ZIMÁK Martin Holešov	CZ 1989	Citroën Saxo S1-1600	2.78 2.62	6.28 6.16	45.82 44.12	1:15.83 (34./1.) 1:12.80 (33./1.)	2.51 2.52	5.99 6.17	43.28 43.47	1:11.27 (31./1.) 1:11.15 (34./1.)	-DNS-	2:22.42 (30.) 102,626
2.	388	ÁZSÓTH Ladislav DECAM Motorsport	CZ 1959	Citroën Saxo S1-1600	2.69 2.64	6.45 6.35	47.03 45.38	1:17.84 (48./2.) 1:15.05 (47./2.)	2.56 2.65	6.26 6.39	44.82 45.31	1:14.17 (48./2.) 1:14.71 (57./3.)	+6,460 +6,460	2:28.88 (47.) 98,173
3.	399	PAŠEK Przemysław Akuna Racing Team	PL 1984	Honda Civic S1-1600	2.72 2.56	6.43 6.23	48.88 46.40	1:20.29 (54./3.) 1:16.61 (52./3.)	2.59 2.56	6.36 6.25	46.72 45.72	1:15.57 (57./3.) 1:14.28 (53./2.)	+7,430 +0,970	2:29.85 (49.) 97,538
4.	390	MÁLEK Dan Málek-motorsport	CZ 1976	Škoda Felicia S1-1600	2.78 2.71	6.76 6.60	49.18 48.26	1:21.40 (58./4.) 1:19.03 (62./4.)	2.65 2.68	6.56 6.58	47.34 47.16	1:17.72 (67./4.) 1:17.31 (67./4.)	+12,610 +5,180	2:35.03 (57.) 94,279
5.	385	SYTAŘ Petr Strážovice	CZ 1977	Opel Corsa 1,6 S1-1600	2.87 2.77	6.91 6.75	51.97 49.61	1:25.54 (67./5.) 1:21.17 (71./5.)	2.74 2.74	6.67 6.66	48.88 48.49	1:19.28 (73./5.) 1:18.57 (73./5.)	+15,430 +2,820	2:37.85 (59.) 92,594
6.	397	KAŠPAR Vilém kuroslepy	CZ 1983	ford fiesta S1-1600	2.81 2.66	7.01 6.82	52.53 51.72	1:27.72 (74./7.) 1:25.48 (76./6.)	2.67 2.63	6.85 6.78	51.36 50.68	1:23.98 (80./6.) 1:23.03 (78./6.)	+24,590 +9,160	2:47.01 (62.) 87,516
7.	398	CAKL Filip Kralice	CZ 1985	Ford Fiesta S1-1600	2.66 2.64	6.86 6.85	51.36 51.63	1:26.97 (72./6.) 1:26.44 (78./7.)	2.68 2.65	6.93 50.84	51.02 50.84	1:24.87 (81./7.) 1:25.15 (81./7.)	+27,600 +3,010	2:50.02 (63.) 85,966

#### CLASS S1-2000

1.	373	LOUBAL Lubomír Kovalovice	CZ 1982	VW Golf 4 TDi S1-2000	3.61 3.21	7.51 6.36	46.80 44.00	1:15.86 (35./2.) 1:11.72 (27./1.)	2.79 2.81	6.38 6.39	43.61 43.95	1:10.32 (27./1.) 1:11.06 (33./1.)	-DNS-	2:21.38 (27.) 103,381
2.	369	ŘEHÁK Matěj Rožnov pod Radhoštěm	CZ 1988	Honda Civic Type-R S1-2000	2.75 2.56	6.39 6.09	47.85 44.70	1:18.37 (49./4.) 1:13.43 (35./2.)	2.62 2.61	6.05 6.02	44.27 45.22	1:12.10 (36./3.) 1:13.57 (45./3.)	+4,290 +4,290	2:25.67 (39.) 100,336
3.	367	DANIEL Antonín AMK Masarykův okruh	CZ 1957	Honda Civic Type R S1-2000	2.58 2.51	6.10 6.02	45.20 44.42	1:15.20 (26./1.) 1:14.98 (44./5.)	2.53 2.55	6.05 44.92	44.74 44.92	1:13.16 (45./4.) 1:13.26 (44./2.)	+5,040 +0,750	2:26.42 (41.) 99,822
4.	366	WINTER Jaroslav DKP Racing	CZ 1959	Honda Civic Type R S1-2000	2.64 2.60	6.18 6.10	45.79 44.96	1:16.25 (39./3.) 1:14.28 (41./4.)	2.53 2.56	6.06 6.11	44.76 45.19	1:14.18 (49./5.) 1:13.86 (48./4.)	+6,660 +1,620	2:28.04 (46.) 98,730

Rank	No	Driver Entrant	Country Bird	Car Class	Qualification				RACE				Diff. Prev.	TIME Speed (km/h)
					20 m	100 m	1050m	Time	20m	100m	1050m	Time		
5.	360	<b>SLOVÁČEK Michal</b> Lemurs Racing Team	CZ 1968	Honda Civic Type R S1-2000	2.69 2.65	6.23 6.18	55.74 44.08	1:25.61 (69./5.) 1:13.83 (39./3.)	2.59 2.57	6.07 6.06	43.12 43.55	1:12.08 (35./2.) 1:19.87 (74./6.)	+10,570 +3,910	<b>2:31.95 (53.)</b> 96,190
6.	379	<b>ŠABÍK Martin</b> DECAM Motorsport	SK 1973	Ford Focus S1-2000	2.95 2.89	7.01 6.77	53.49 48.70	1:26.20 (71./6.) 1:19.33 (63./6.)	2.89 2.80	6.55 6.49	47.07 47.22	1:17.59 (65./6.) 1:17.63 (69./5.)	+13,840 +3,270	<b>2:35.22 (58.)</b> 94,163
7.	363	<b>KŘIVKA Tomáš</b> Křivka Motorsport	CZ 1992	Renault Clio Sport S1-2000	2.87 2.65	6.80 6.40	52.13 49.53	1:27.16 (73./7.) 1:25.77 (77./7.)	2.67 2.71	6.36 6.58	49.72 49.07	1:22.85 (77./7.) 1:22.21 (76./7.)	+23,680 +9,840	<b>2:45.06 (61.)</b> 88,550
<b>CLASS S1+2000/2WD</b>														
1.	343	<b>KLUKAN Radek</b> Lemurs Racing Team	CZ 1973	BMW M3 S1+2000/2WD	2.79 2.65	6.59 6.45	47.83 48.22	1:20.12 (53./1.) 1:17.95 (60./1.)	2.74 2.57	6.47 6.25	47.41 47.04	1:16.73 (63./1.) 1:16.25 (65./1.)		<b>2:32.98 (55.)</b> 95,542
<b>CLASS S1+2000/4WD</b>														
1.	8	<b>ŠUBERT Drahoslav</b> Liqui Moly Komvet Racing	CZ 1972	Mitsubishi Lancer Evo IX S1+2000/4WD	2.17 2.10	5.27 5.06	40.33 38.97	1:05.22 (6./1.) 1:03.01 (5./1.)	1.95 1.92	4.79 4.74	38.59 38.03	1:02.24 (6./1.) 1:01.69 (7./1.)		<b>2:03.93 (6.)</b> 117,938
2.	333	<b>VAHANČÍK Peter</b> Krupina	SK 1985	Mitsubishi Lancer EVO VIII S1+2000/4WD	2.39 1.96	5.59 4.95	41.75 40.42	1:09.30 (11./3.) 1:07.00 (8./3.)	1.97 2.00	4.96 4.97	40.28 41.05	1:06.72 (10./3.) 1:06.62 (10./2.)	+9,410 +9,410	<b>2:13.34 (10.)</b> 109,615
3.	10	<b>STEHLÍK Karel</b> KV Motorsport Team	CZ 1980	Mitsubishi Lancer Evo IX S1+2000/4WD	2.05 2.01	5.19 5.08	44.90 42.45	1:13.05 (19./6.) 1:10.01 (19./5.)	2.13 2.18	5.23 5.27	41.12 41.04	1:06.98 (12./4.) 1:07.08 (14./3.)	+10,130 +0,720	<b>2:14.06 (11.)</b> 109,026
4.	321	<b>HAVLÍČEK Luboš</b> A.M.S.R.T.	CZ 1978	Mitsubishi Lancer Evo VIII S1+2000/4WD	2.03 2.06	5.15 5.15	40.65 40.08	1:07.67 (9./2.) 1:06.27 (7./2.)	2.05 2.07	5.09 5.31	40.14 42.63	1:06.39 (9./2.) 1:08.92 (23./5.)	+11,380 +1,250	<b>2:15.31 (14.)</b> 108,019
5.	330	<b>HANUŠ Vladimír</b> KV Motorsport Team	SK 1976	Mitsubishi Lancer EVO X S1+2000/4WD	1.94 2.03	4.94 5.10	43.84 42.69	1:11.20 (14./4.) 1:09.99 (18./4.)	2.03 1.98	5.01 4.85	41.88 41.51	1:08.62 (18./6.) 1:07.73 (16./4.)	+12,420 +1,040	<b>2:16.35 (16.)</b> 107,195
6.	324	<b>MEIXNER Richard</b> Liqui Moly Komvet Racind	CZ 1975	Mitsubishi Lancer EVO VIII S1+2000/4WD	2.23 2.10	5.49 5.21	44.27 43.99	1:14.42 (23./7.) 1:11.90 (28./8.)	2.15 2.13	5.39 5.81	41.86 42.81	1:08.36 (16./5.) 1:09.68 (26./6.)	+14,110 +1,690	<b>2:18.04 (20.)</b> 105,882
7.	335	<b>BARICA Jan</b> Rezmont Racing	SK 1965	Subaru Impreza S1+2000/4WD	2.39 1.99	5.54 5.00	46.09 43.03	1:16.34 (41./8.) 1:11.06 (23./6.)	1.98	4.99	42.31	1:09.60 (24./7.) 1:10.39 (30./8.)	+16,060 +1,950	<b>2:19.99 (25.)</b> 104,407
8.	322	<b>ČEPIČKA Vlastimil</b> Šternberk	CZ 1962	Mitsubishi Lancer Evo X S1+2000/4WD	2.07 2.01	5.06 5.04	44.17 43.71	1:12.93 (18./5.) 1:11.11 (25./7.)	2.07 2.04	5.10 5.11	44.60 43.70	1:12.04 (34./8.) 1:10.33 (29./7.)	+18,440 +2,380	<b>2:22.37 (29.)</b> 102,662
<b>CLASS S2</b>														
1.	311	<b>MADRIAN Ferdinand</b> Schildorn	AT 1960	KTM X-Bow S2	2.29 2.16	5.80 5.48	45.11 41.42	1:15.48 (29./1.) 1:08.52 (12./1.)	2.21 2.17	5.48 5.34	41.79 40.65	1:08.32 (15./1.) 1:08.08 (18./1.)		<b>2:16.40 (17.)</b> 107,155
2.	307	<b>PAROWKA Pan</b> PRT	PL 1980	KTM X - Bow S2	2.40 2.32	5.94 5.34	47.57 43.03	1:16.32 (40./2.) 1:10.31 (21./2.)	2.35 2.33	5.54 5.45	43.68 41.95	1:10.85 (29./2.) 1:08.36 (20./2.)	+2,810 +2,810	<b>2:19.21 (23.)</b> 104,992
<b>CLASS NA-2000</b>														
1.	299	<b>PILAŘ Rostislav</b> Lemurs Racing Team	CZ 1960	Ford Escort RS 2000 NA-2000	2.65 2.64	6.12 6.12	44.91 44.38	1:14.29 (22./1.) 1:12.78 (32./1.)	2.78 2.60	6.45 6.01	44.71 44.70	1:12.94 (40./1.) 1:13.03 (43./1.)		<b>2:25.97 (40.)</b> 100,130
<b>CLASS NA+2000</b>														
1.	262	<b>HUDEC Martin</b> MH Racing	CZ 1980	Mitsubishi Lancer Evo VIII NA+2000				- DNS - 1:08.41 (11./2.)	2.07 2.03	5.03 4.97	39.85 39.91	1:06.05 (8./1.) 1:05.90 (9./2.)		<b>2:11.95 (8.)</b> 110,769
2.	261	<b>PEŠL Jaroslav</b> MH Racing	CZ 1980	Mitsubishi Lancer Evo 8 NA+2000	1.96 2.15	4.83 5.11	41.40 40.71	1:09.23 (10./1.) 1:07.47 (9./1.)	2.01 1.97	4.87 4.83	40.13 40.22	1:06.77 (11./2.) 1:05.82 (8./1.)	+0,640 +0,640	<b>2:12.59 (9.)</b> 110,235
3.	129	<b>KOVALČÍK Michal</b> Slovakia Rally System	SK 1990	Škoda Octavia WRC NA+2000	1.97 2.11	4.90 5.03	43.29 42.83	1:11.78 (15./3.) 1:09.12 (14./3.)	2.06 2.04	4.93 4.96	43.14 42.98	1:09.74 (25./3.) 1:09.18 (24./3.)	+6,970 +6,330	<b>2:18.92 (22.)</b> 105,212
4.	128	<b>KOVALČÍK Michal jr.</b> Slovakia Rally System	SK 1980	Škoda Octavia WRC NA+2000	1.92 2.09	4.87 4.99	46.75 44.41	1:17.33 (45./6.) 1:13.51 (36./4.)	2.09 2.07	5.12 5.01	45.39 44.88	1:13.99 (47./4.) 1:13.64 (47./4.)	+15,680 +8,710	<b>2:27.63 (45.)</b> 99,004
<b>CLASS E2SH</b>														
1.	3	<b>RYBNÍČEK Marek</b> Liqui Moly Komvet Racing	CZ 1980	Mitsubishi Eclipse Evo 650 E2SH	1.80 1.75	4.21 4.12	36.71 36.33	1:01.11 (1./1.) 59.75 (1./1.)	1.74 1.73	4.16 4.07	36.70 36.23	59.61 (2./1.) 59.50 (2./1.)		<b>1:59.11 (2.)</b> 122,710
2.	95	<b>KOLBÁBEK Radek</b> Lemurs Racing Team	CZ 1973	Ford Sierra 4000 E2SH	1.96 1.95	5.03 5.01	41.44 40.75	1:10.37 (13./2.) 1:08.63 (13./2.)	1.91 1.98	4.97 5.07	40.51 40.21	1:07.76 (14./2.) 1:07.32 (15./2.)	+15,970 +15,970	<b>2:15.08 (13.)</b> 108,203
<b>CLASS E1-1400</b>														
1.	241	<b>ŠRAHŮLEK Petr</b> JPMotorsport	CZ 1973	Škoda 130RS Evo1 E1-1400	2.44 2.44	5.89 5.93	45.45 46.85	1:15.64 (30./3.) 1:20.06 (66./6.)	2.34 2.38	5.73 5.78	44.12 43.58	1:13.05 (42./2.) 1:12.33 (38./1.)		<b>2:25.38 (35.)</b> 100,537
2.	245	<b>ŽÁK Josef</b> DK Mont	CZ 1953	Škoda 100 E1-1400	2.38 2.34	5.92 5.77	45.30 44.50	1:15.36 (28./2.) 1:13.27 (34./1.)	2.32 2.30	5.83 5.75	44.15 44.14	1:13.09 (43./3.) 1:12.50 (40./2.)	+0,210 +0,210	<b>2:25.59 (37.)</b> 100,392

Rank	No	Driver Entrant	Country Bird	Car Class	Qualification				RACE				Diff. Prev.	TIME Speed (km/h)
					20 m	100 m	1050m	Time	20m	100m	1050m	Time		
3.	238	<b>STUDENÝ Lukáš</b> Alcore motorsport	CZ 1980	Škoda 110R E1-1400	2.56 2.45	6.06 5.90	45.25 44.58	1:15.90 (37./4.) 1:14.18 (40./2.)	2.51 2.52	6.00 5.97	44.48 43.90	1:13.01 (41./1.) 1:12.61 (41./3.)	+0,240 +0,030	<b>2:25.62 (38.)</b> 100,371
4.	250	<b>PLEVA Martin</b> AMK Vrbno pod Pradědem	CZ 1979	Škoda 120S 1400 E1-1400	2.42 2.42	6.00 6.00	46.07 44.89	1:17.72 (47./5.) 1:15.04 (46./3.)	2.33 2.37	5.90 6.00	44.67 44.95	1:15.16 (55./4.) 1:14.54 (54./4.)	+4,320 +4,080	<b>2:29.70 (48.)</b> 97,635
5.	249	<b>STEJSKAL Bronislav</b> Czech-Pro Racing Team	CZ 1977	Škoda Felicia Kit Car E1-1400	2.84 2.63	6.77 6.43	49.62 47.39	1:20.69 (56./6.) 1:17.19 (55./4.)	2.72 2.75	6.44 6.49	46.21 45.98	1:15.70 (58./5.) 1:15.69 (62./6.)	+6,010 +1,690	<b>2:31.39 (51.)</b> 96,545
6.	244	<b>BORYCKI Damian</b> Euromal Racing Team	PL 1977	Suzuki Swift Ninja E1-1400	2.80 2.77	6.36 6.18	49.89 47.47	1:21.84 (59./7.) 1:17.35 (56./5.)	2.72 2.86	6.15 6.27	46.50 45.98	1:16.05 (59./6.) 1:15.42 (61./5.)	+6,090 +0,080	<b>2:31.47 (52.)</b> 96,494
7.	257	<b>MALEŇÁK Dušan</b> AMK Masarykův okruh	CZ 1977	Škoda 130 E1-1400	2.77 2.44	7.09 6.27	55.55 48.21	1:29.15 (76./8.) 1:20.42 (68./7.)	2.67 2.59	6.90 6.49	49.53 1:12.40	1:20.97 (75./7.) 1:45.30 (85./7.)	+40,890 +34,800	<b>3:06.27 (65.)</b> 78,467
	260	<b>PETRLÍK Tomáš</b> MKT Motorsport	CZ 1982	Mitsubishi Lancer Evo 8 E1-1400	2.28	5.36	43.82	1:11.90 (16./1.) - DNS -				- DNS - - DNS - - DNS -		<b>- DNF -</b>

#### CLASS E1-1600

1.	204	<b>STANĚK Vojtěch</b> Liqui Moly Komvet Racing	CZ 1974	Peugeot 106 maxi E1-1600	2.48 2.60	5.77 5.87	41.66 41.57	1:09.32 (12./1.) 1:07.67 (10./1.)	2.50 2.43	5.70 5.62	40.78 40.82	1:07.12 (13./1.) 1:07.03 (13./1.)		<b>2:14.15 (12.)</b> 108,953
2.	202	<b>MACEK Vojtěch</b> Motokáry Bruntál	CZ 1946	Škoda 110R 1500 E1-1600	2.30 2.35	5.86 5.91	45.05 44.85	1:15.73 (32./2.) 1:13.78 (37./3.)	2.35 2.31	5.94 5.79	44.72 44.03	1:14.32 (50./3.) 1:12.20 (37./2.)	+12,370 +12,370	<b>2:26.52 (42.)</b> 99,754
3.	213	<b>MEDUNA Jiří</b> Udelejsisamsport	CZ 1986	Peugeot 106 E1-1600	2.57 2.48	6.16 5.95	47.20 44.50	1:16.78 (43./3.) 1:12.76 (30./2.)	2.75 2.58	6.38 6.18	43.76 45.66	1:12.89 (39./2.) 1:13.97 (49./3.)	+12,710 +0,340	<b>2:26.86 (44.)</b> 99,523

#### CLASS E1-2000

1.	189	<b>BOHÁČ Milan</b> Lemurs Racing Team	CZ 1957	Renault Clio E1-2000	2.59 2.48	5.75 5.60	43.76 42.38	1:12.42 (17./1.) 1:09.81 (16./2.)	2.51 2.48	5.69 5.60	41.72 41.37	1:08.50 (17./1.) 1:07.82 (17./1.)		<b>2:16.32 (15.)</b> 107,218
2.	183	<b>NEVESELÝ Radek</b> Nevik-racer	CZ 1981	Škoda Octavia E1-2000	2.48 2.45	5.64 5.57	43.99 41.95	1:14.68 (24./2.) 1:09.41 (15./1.)	2.43 2.45	5.56 5.64	40.93 41.25	1:08.86 (19./2.) 1:08.13 (19./2.)	+0,670 +0,670	<b>2:16.99 (18.)</b> 106,694
3.	187	<b>SATEK Jakub</b> REC	CZ 1984	Honda Civic Type R E1-2000	2.81 2.60	6.13 5.90	46.80 43.99	1:15.65 (31./4.) 1:11.10 (24./3.)	2.65 2.68	5.96 5.97	43.27 42.67	1:09.59 (22./3.) 1:08.77 (22./3.)	+2,040 +1,370	<b>2:18.36 (21.)</b> 105,637
4.	180	<b>MITÁNEK Petr</b> DKP Racing	CZ 1979	Opel Astra GSi E1-2000	2.94	6.50		- DNF - - DNS -	2.56 2.62	5.92 6.03	43.42 43.39	1:10.43 (28./4.) 1:10.08 (28./4.)	+4,190 +2,150	<b>2:20.51 (26.)</b> 104,021
5.	199	<b>FIRTL Stanislav nejml.</b> Kyjov	CZ 1991	Škoda Octavia TDi E1-2000	2.86 2.76	6.35 6.27	45.82 44.05	1:15.31 (27./3.) 1:12.76 (30./4.)	2.63 2.67	6.04 6.10	43.47 43.30	1:11.21 (30./5.) 1:10.78 (31./5.)	+5,670 +1,480	<b>2:21.99 (28.)</b> 102,937
6.	190	<b>PIEKARZ Antonín</b> DKP Racing	CZ 1957	Opel Astra GSi E1-2000				- DNS - - DNS -	2.68 2.76	6.14	43.92 44.16	1:11.85 (33./6.) 1:12.45 (39./8.)	+7,980 +2,310	<b>2:24.30 (32.)</b> 101,289
7.	284	<b>PFEIFER Bohumil</b> Brno	CZ 1973	Škoda Fabia E1-2000	2.93 2.99	6.26 6.48	47.75 46.09	1:18.77 (50./2.) 1:14.52 (42./2.)	2.88 2.69	6.23 5.96	45.58 43.94	1:13.37 (46./2.) 1:11.01 (32./6.)	+8,060 +0,080	<b>2:24.38 (33.)</b> 101,233
8.	195	<b>ZEMÁNEK Jaroslav</b> Tišnov	CZ 1984	Fiat Punto JTD E1-2000	2.60	6.24		- DNF - - DNS -	2.53 2.65	6.31 6.24	43.82 43.50	1:13.13 (44./8.) 1:12.00 (36./7.)	+8,810 +0,750	<b>2:25.13 (34.)</b> 100,710
9.	170	<b>SOUČEK Jan</b> JS racing TEAM	CZ 1977	Ford Focus RS-12 E1-2000	2.70 2.71	6.07 6.02	45.46 43.88	1:15.87 (36./5.) 1:13.78 (37./5.)	2.65 2.59	5.90 5.85	43.69 43.10	1:12.59 (37./7.) 1:13.99 (50./9.)	+10,260 +1,450	<b>2:26.58 (43.)</b> 99,713
10.	197	<b>BARAN Pavel</b> Újez nad lesy	CZ 1991	Renault Clio Sport E1-2000	2.59 2.57	6.37 6.16	49.18 46.41	1:19.99 (52./6.) 1:16.17 (50./6.)	2.52 2.56	6.08 5.98	45.76 45.57	1:15.14 (54./9.) 1:14.89 (58./10.)	+13,710 +3,450	<b>2:30.03 (50.)</b> 97,421
11.	169	<b>DIVIŠOVÁ Alexandra</b> Alex Racing Team	CZ 1977	Renault Clio Sport E1-2000	2.86 2.73	6.64 6.29	49.51 47.29	1:20.53 (55./7.) 1:17.78 (59./7.)	2.72 2.70	6.24 6.09	46.56 46.28	1:16.30 (61./10.) 1:16.20 (64./11.)	+16,180 +2,470	<b>2:32.50 (54.)</b> 95,843

#### CLASS E1+2000/2WD

1.	131	<b>JUHAS Martin</b> Galanta	SK 1980	BMW M3 E1+2000/2WD	2.54 2.41	5.80 5.62	44.73 42.96	1:13.74 (20./1.) 1:10.64 (22./1.)	2.53 2.42	5.80 5.63	43.05 42.69	1:09.57 (21./1.) 1:09.69 (27./1.)		<b>2:19.26 (24.)</b> 104,955
2.	132	<b>KRETZ Michal</b> KLM motorsport	CZ 1980	Škoda Fabia 2000 RS E1+2000/2WD	3.16 2.77	8.75 6.37	1:11.98 46.67	- DNF - 1:17.68 (58./2.)	2.66 2.69	6.21 6.32	45.81 46.01	1:17.79 (68./2.) 1:16.29 (66./2.)	+14,820 +14,820	<b>2:34.08 (56.)</b> 94,860
3.	151	<b>NOVOTNÝ David</b> DMN racing team	CZ 1983	Škoda Favorit Turbo E1+2000/2WD	2.79 2.61	6.34 6.12	51.38 49.32	1:23.29 (64./2.) 1:20.95 (70./3.)	2.69 2.57	6.18 6.08	50.79 49.04	1:23.46 (78./3.) 1:20.68 (75./3.)	+24,880 +10,060	<b>2:44.14 (60.)</b> 89,046
4.	155	<b>DUCHOŇ Oldřich</b> Auto Duchoň racing team	CZ 1962	BMW 325 coupe E36 E1+2000/2WD	2.86 3.30	7.73 8.20	55.87 55.80	1:31.40 (79./3.) 1:30.83 (79./4.)	2.76 3.04	7.18 7.34	52.91 53.21	1:26.76 (83./4.) 1:26.92 (82./4.)	+34,420 +9,540	<b>2:53.68 (64.)</b> 84,155

#### CLASS E1+2000/4WD



Rank	No	Driver Entrant	Country Bird	Car Class	Qualification				RACE				Diff. Prev.	TIME Speed (km/h)
					20 m	100 m	1050m	Time	20m	100m	1050m	Time		
1.	6	<b>ŠPALEK Jiří</b> Liqui Moly Komvet Racing	CZ 1972	Mitsubishi Lancer WRC 05 E1+2000/4WD	2.08 1.99	4.83 4.65	39.01 38.10	1:03.68 (3./1.) 1:02.78 (4./1.)	1.97 2.08	4.66 4.77	37.98 37.68	1:01.84 (5./1.) 1:01.50 (5./1.)	- -DNS-	<b>2:03.34 (5.)</b> 118,502
2.	120	<b>DOSEDĚL Dušan</b> DK Mont	CZ 1972	Subaru impreza WRC STI N14 E1+2000/4WD	2.38 2.12	5.54 4.96	46.80 42.62	1:15.90 (37./4.) 1:10.07 (20./2.)	2.27 2.16	5.10 4.94	42.15 41.63	1:09.31 (20./2.) 1:08.62 (21./3.)	+14,590 +14,590	<b>2:17.93 (19.)</b> 105,967
3.	112	<b>CICHÁ Veronika</b> KV Motorsport Team	CZ 1987	Mitsubishi Lancer Evo IV E1+2000/4WD	1.85 1.98	4.91 5.15	46.78 45.54	1:16.84 (44./5.) 1:14.67 (43./3.)	1.88	4.89	44.45 44.38	1:12.78 (38./3.) 1:12.76 (42./4.)	+22,200 +7,610	<b>2:25.54 (36.)</b> 100,426
	7	<b>ZEMAN Martin</b> Liqui Moly Komvet Racing	CZ 1974	Mitsubishi Lancer EVO VI E1+2000/4WD	2.05 2.15	4.90 4.90	40.58 42.65	1:06.16 (8./2.) - DNF -	- 2.10	- 5.03	- 41.15	- DNS - 1:06.67 (11./2.)	- -DNS-	<b>- DNF -</b>
	111	<b>ČIKOR Rado</b> Max Motorsport	SK 1971	Mitsubishi Lancer Evolution E1+2000/4WD	- -	- -	- -	- DNS - - DNS -	- -	- -	- -	- DNS - - DNS -	- -DNS-	<b>- DNF -</b>

#### CLASS E2/C-1600

1.	61	<b>RÝZEK Milan</b> KV Motorsport Team	SK 1985	FIKS 01 E2/C-1600	2.36 2.43	5.85 5.93	44.19 43.31	1:15.17 (25./1.) 1:12.52 (29./1.)	2.43 2.47	5.92 5.88	42.88 43.81	1:11.81 (32./1.) 1:11.68 (35./1.)	- -DNS-	<b>2:23.49 (31.)</b> 101,861
----	----	--	------------	----------------------	--------------	--------------	----------------	--------------------------------------	--------------	--------------	----------------	--------------------------------------	------------	---------------------------------

#### CLASS E2/C-2000

1.	9	<b>TRNKA Jakub</b> Liqui Moly Komvet Racing	CZ 1982	Norma M20F E2/C-2000	1.94 1.95	4.54 4.55	38.39 38.94	1:03.99 (4./1.) 1:03.74 (6./2.)	2.02 1.98	4.65 4.57	37.17 36.01	1:01.19 (3./1.) 59.60 (3./1.)	- -DNS-	<b>2:00.79 (3.)</b> 121,003
2.	4	<b>NOVICKÝ Michal</b> REC	CZ 1977	Reynard 032 F3 E2/C-2000	1.98 2.03	4.81 4.83	39.53 37.93	1:05.48 (7./2.) 1:02.20 (3./1.)	1.97 2.01	4.77 4.78	37.57 37.74	1:01.74 (4./2.) 1:01.46 (4./2.)	+2,410 +2,410	<b>2:03.20 (4.)</b> 118,636

#### CLASS E2/C+2000

1.	1	<b>KOMÁREK David</b> Liqui Moly Komvet Racing	CZ 1975	Norma M20F E2/C+2000	1.80 1.86	4.24 4.30	37.19 35.71	1:02.37 (2./1.) 1:00.04 (2./1.)	1.84 1.90	4.28 4.35	34.80 34.47	58.52 (1./1.) 57.49 (1./1.)	- -DNS-	<b>1:56.01 (1.)</b> 125,989
2.	2	<b>MLEJNEK Aleš</b> REC	CZ 1967	E2/C+2000	1.95 1.95	4.91 5.35	38.91	1:04.91 (5./2.) - DNF -	1.95 1.94	4.72 4.64	37.93 36.79	1:03.24 (7./2.) 1:01.59 (6./2.)	+8,820 +8,820	<b>2:04.83 (7.)</b> 117,087

## Berg Cup Historic Cars

#### CLASS HA1-1300

1.	491	<b>DOKOUPIL Roman</b> R9Team	CZ 1976	Škoda 130 RS HA1-1300	2.38 2.37	6.09 6.03	45.74 45.02	1:16.59 (42./1.) 1:15.00 (45./1.)	2.40 2.34	6.05 5.91	44.85 44.60	1:14.71 (52./1.) 1:13.61 (46./1.)	- -DNS-	<b>2:28.32 (3.)</b> 98,544
2.	485	<b>MATUŠEK Lukáš</b> PM autosport	CZ 1986	Škoda 130 RS HA1-1300	2.33 2.23	5.99 5.83	47.54 45.64	1:19.29 (51./2.) 1:16.78 (53./2.)	2.24 2.24	5.77 5.79	45.34 44.72	1:16.17 (60./2.) 1:15.26 (60./2.)	+3,110 +3,110	<b>2:31.43 (8.)</b> 96,520
3.	484	<b>ZELENÝ Milan</b> Historic Racing Club Jihlava	CZ 1984	Škoda 130 LR/A HA1-1300	2.70 2.48	6.62 6.27	49.64 46.70	1:22.88 (63./4.) 1:18.12 (61./3.)	2.49 2.48	6.39 6.26	46.55 46.23	1:17.93 (69./3.) 1:17.41 (68./3.)	+7,020 +3,910	<b>2:35.34 (11.)</b> 94,090
4.	490	<b>TEYSCHL Otakar</b> Brno	CZ 1982	Britax Cooper HA1-1300	2.92 2.69	6.86 6.48	49.92 48.06	1:22.54 (60./3.) 1:19.45 (64./4.)	2.74 2.70	6.48 6.39	47.66 46.47	1:18.95 (72./5.) 1:17.70 (70./4.)	+8,330 +1,310	<b>2:36.65 (12.)</b> 93,304
5.	499	<b>PLEVA Leopold</b> AMK Vrbno pod Pradědem	CZ 1947	Škoda 100 HA1-1300	2.88 2.65	7.06 6.64	52.56 49.90	1:25.54 (67./6.) 1:21.60 (72./6.)	2.55 2.62	6.45 6.56	48.78 48.06	1:18.92 (71./4.) 1:18.39 (72./6.)	+8,990 +0,660	<b>2:37.31 (13.)</b> 92,912
6.	481	<b>CHYTIL Ondřej</b> Martin Chytil	CZ 1991	Škoda 130 L HA1-1300	2.94 2.89	6.94 6.98	49.27 48.15	1:23.65 (65./5.) 1:20.64 (69./5.)	2.80 2.60	7.04 6.51	48.68 46.71	1:20.45 (74./6.) 1:18.06 (71./5.)	+10,190 +1,200	<b>2:38.51 (14.)</b> 92,209
7.	475	<b>BARICA Jan jun.</b> Rezmont Racing	CZ 1993	Subaru Impreza HA1-1300	2.52 2.41	6.56 6.36	52.71 49.93	1:30.27 (78./9.) 1:23.44 (74./9.)	2.48 2.45	6.45 6.39	50.11 50.08	1:22.70 (76./7.) 1:22.92 (77./7.)	+17,300 +7,110	<b>2:45.62 (15.)</b> 88,250
8.	498	<b>ONDREJKA Ján</b> JOSK Racing team	SK 1953	Škoda 130 RS HA1-1300	2.72 2.55	6.91 6.53	1:03.20 58.06	1:47.74 (81./8.) 1:35.54 (81./8.)	2.50 2.45	6.27 6.22	55.96 54.57	1:33.35 (85./9.) 1:30.69 (83./8.)	+35,720 +18,420	<b>3:04.04 (18.)</b> 79,418
9.	476	<b>STRYJA Jaroslav</b> PM autosport	CZ 1962	Škoda 120LS MTX Rally HA1-1300	2.86 2.77	7.00	59.09 59.99	1:37.75 (80./7.) 1:37.45 (82./9.)	2.60 2.45	6.76 6.43	56.69 56.80	1:33.88 (86./10.) 1:33.92 (84./9.)	+39,480 +3,760	<b>3:07.80 (19.)</b> 77,827
	486	<b>ŠVÁB Petr</b> Sloup	CZ 1971	Škoda 120 HA1-1300	2.91 2.89	7.44 7.51	1:10.39 56.51	2:20.52 (82./9.) 1:33.06 (80./7.)	2.90	7.37	55.02	1:30.47 (84./8.)	- -DNS-	<b>- DNF -</b>

#### CLASS HA1-2000

1.	442	<b>NĚMEC Petr</b> nc power	CZ 1968	Lada 2105 VFTS HA1-2000	2.42 2.43	5.94 5.89	45.07 43.36	1:13.83 (21./1.) 1:11.46 (26./1.)	2.33 2.38	5.80 5.77	42.79 42.63	1:09.96 (26./1.) 1:09.39 (25./1.)	- -DNS-	<b>2:19.35 (2.)</b> 104,887
2.	456	<b>WODNIAK Artur</b> MAAR Motorsport	PL 1972	BMW E30 318IS HA1-2000	2.69 2.55	6.51 6.21	50.64 46.13	1:24.28 (66./3.) 1:15.53 (48./2.)	2.60 2.66	6.31 6.36	45.52 45.80	1:14.64 (51./2.) 1:14.69 (56./3.)	+9,980 +9,980	<b>2:29.33 (4.)</b> 97,877
3.	443	<b>CHAZELLE François</b> DKP Racing	FR 1973	Peugeot 205 GTi HA1-2000	2.66 2.69	6.49 6.50	46.69 46.31	1:17.33 (45./2.) 1:16.39 (51./3.)	2.53 2.67	6.27 6.47	45.65 45.97	1:14.98 (53./3.) 1:15.15 (59./4.)	+10,780 +0,800	<b>2:30.13 (6.)</b> 97,356

Rank	№	Driver Entrant	Country Bird	Car Class	Qualification				RACE				Diff. Prev.	TIME Speed (km/h)
					20 m	100 m	1050m	Time	20m	100m	1050m	Time		
4.	457	<b>DROMADER</b> MAAR Motorsport	PL 1972	BMW E30 318iS HA1-2000	2.72 2.74	6.44 6.47	53.41 49.74	1:27.83 (75./5.) 1:20.10 (67./4.)	2.73 2.61	6.40 46.16	47.45 1:16.40 (62./4.) 1:14.57 (55./2.)	+11,620 +0,840	<b>2:30.97 (7.)</b> 96,814	
5.	455	<b>PERDOCH Stanislav</b> Bruntál	CZ 1952	Honda CRX 1500i HA1-2000	2.88 2.92	7.06 7.05	52.03 50.28	1:26.05 (70./4.) 1:23.44 (74./5.)	2.90 3.01	6.96 7.20	50.17 1:23.52 (79./5.) 1:24.86 (80./5.)	+29,030 +17,410	<b>2:48.38 (16.)</b> 86,804	

**CLASS HA1+2000**

1.	434	<b>MACHÁČEK Petr</b> Lancia D-Team	CZ 1962	Lancia Delta Integrale HA1+2000	3.22 2.41	7.34 5.87	49.98 46.92	1:22.61 (62./3.) 1:16.98 (54./2.)	2.37 2.34	5.81 5.73	45.81 1:15.36 (56./1.) 1:14.22 (52./2.)		<b>2:29.58 (5.)</b> 97,714
2.	437	<b>MATĚJKA Miroslav</b> MMotorsport	CZ 1971	Lancia Delta HF integrale HA1+2000	2.46 2.35	5.90 5.57	49.16 46.15	1:20.88 (57./1.) 1:15.79 (49./1.)	2.84 2.46	6.39 5.81	47.14 1:17.43 (64./2.) 1:14.09 (51./1.)	+1,940 +1,940	<b>2:31.52 (9.)</b> 96,463
3.	466	<b>KASZYNSKI Jarek</b> Prosound Racing	PL 1972	BMW HA1+2000	3.26 2.66	7.14 6.03	51.32 47.50	1:22.59 (61./2.) 1:17.41 (57./3.)	2.74 2.87	6.28 6.49	47.27 1:17.98 (70./4.) 1:15.81 (63./3.)	+4,210 +2,270	<b>2:33.79 (10.)</b> 95,039
	420	<b>JELÍNEK Libor</b> REC	CZ 1949	BMW HA1+2000	2.40 2.44	7.40 6.22		- DNF - 1:19.73 (65./4.)	2.45	6.13	46.40 1:17.64 (66./3.) - DNS - - DNS -		<b>- DNF -</b>

**CLASS HA2**



1.	5	<b>ZMEŠKAL Miloš</b> Zmeškalmotorsport	CZ 1957	Ralt RT 32 HA2	2.04 1.87	5.02 4.56	45.69 42.64	1:15.78 (33./1.) 1:09.86 (17./1.)	1.91 1.91	4.66 4.62	42.64 1:09.59 (22./1.) 1:06.87 (12./1.)		<b>2:16.46 (1.)</b> 107,108
2.	415	<b>PARČ Milan</b> Praha 4	CZ 1942	MTX 1-01 HA2	2.58 2.37	7.05	55.16 49.53	1:29.44 (77./2.) 1:22.84 (73./2.)	2.41 2.52	6.58 6.60	51.13 1:25.26 (82./2.) 1:23.98 (79./2.)	+32,780 +32,780	<b>2:49.24 (17.)</b> 86,363

**Competition / Weather Information**

Qualification					RACE				
	Time	Weather	Temp. (°C)			Time	Weather	Temp. (°C)	
			Air	Road				Air	Road
1st Round	8:30: - 10:23	Sunny	16	12	1st Round	13:08 - 14:24	Sunny	25	20
2nd Round	10:46 - 12:03	Sunny	22	18	2nd Round	14:49 - 16:05	Sunny	26	22
					3rd Round	-			

**Statistics**

		Time			Speed (km/h)			Competitors / Nations		
		Min	Max	Avg.	Max	Min	Avg.	in start list	started	with results
Qualification	1st Round	1:01.110	2:20.520	1:18.536	119,588	52,007	93,053	92/5	86/5	82/5
	2nd Round	59.750	1:37.450	1:15.006	122,310	74,992	97,432	92/5	84/5	82/5
RACE	1st Round	58.520	1:33.880	1:13.761	124,880	77,844	99,076	92/5	86/5	86/5
	2nd Round	57.490	1:45.300	1:13.287	127,118	69,402	99,717	92/5	85/5	85/5
	3rd Round							92/5	0/5	0/0


Race Director  RYBNÍČEK Ivan (CZE)	Sport Marshal IHA  KADLEC Jaroslav (CZE)	Main Timekeeper  ŠABÍK Ľuboš (SVK)
--	---	---

## LIQUI MOLY BERG CUP 2012

XXXI. MANN FILTER - Zámecký vrch 2012, 5.5.2012



Náměšť n. Oslavou (CZ), 4.- 6. 5. 2012



Jury / Competition Management		Hill Data	
Chief of Competition	RYBNÍČEK Ivan (CZE)	Start Altitude	374 m
Race Director	RYBNÍČEK Ivan (CZE)	Finish Altitude	470 m
Vice chairman	ŠIROKÁ Riana (CZE)	Vertical Drop	96 m
Sport Marshal IHA	KADLEC Jaroslav (CZE)	Course Length	2030 m
Technical Marshal IHA	BARTL Miroslav (CZE)	Min course Width	6 m
		Count of right-hand bend	
		Count of left-hand bend	
		Hill Record	2005, KRÁMSKÝ Otakar Osella PA 20 BMW: 54.25

Rank	No	Driver Entrant	Country Bird	Car Class	Qualification				RACE				Diff. Prev.	TIME Speed (km/h)
					20 m	100 m	1050m	Time	20m	100m	1050m	Time		
<b>Berg Cup Actual Cars</b>														
<b>GROUP S1</b>														
1.	8	ŠUBERT Drahošlav Liqui Moly Komvet Racing	CZ 1972	Mitsubishi Lancer Evo IX S1+2000/4WD	2.17 2.10	7.40 5.06	40.33 38.97	1:05.22 (6./1.) 1:03.01 (5./1.)	1.95 1.92	4.79 4.74	38.59 38.03	1:02.24 (6./1.) 1:01.69 (7./1.)		<b>2:03.93 (6.)</b> 117,938
2.	333	VAHANČIK Peter Krupina	SK 1985	Mitsubishi Lancer EVO VIII S1+2000/4WD	2.39 1.96	7.40 4.95	41.75 40.42	1:09.30 (11./3.) 1:07.00 (8./3.)	1.97 2.00	4.96 4.97	40.28 41.05	1:06.72 (10./3.) 1:06.62 (10./2.)	+9,410 +9,410	<b>2:13.34 (10.)</b> 109,615
3.	10	STEHLÍK Karel KV Motorsport Team	CZ 1980	Mitsubishi Lancer Evo IX S1+2000/4WD	2.05 2.01	7.40 5.08	44.90 42.45	1:13.05 (19./6.) 1:10.01 (19./5.)	2.13 2.18	5.23 5.27	41.12 41.04	1:06.98 (12./4.) 1:07.08 (14./3.)	+10,130 +0,720	<b>2:14.06 (11.)</b> 109,026
4.	321	HAVLÍČEK Luboš A.M.S.R.T.	CZ 1978	Mitsubishi Lancer Evo VIII S1+2000/4WD	2.03 2.06	7.40 5.15	40.65 40.08	1:07.67 (9./2.) 1:06.27 (7./2.)	2.05 2.07	5.09 5.31	40.14 42.63	1:06.39 (9./2.) 1:08.92 (23./5.)	+11,380 +1,250	<b>2:15.31 (14.)</b> 108,019
5.	330	HANUŠ Vladimír KV Motorsport Team	SK 1976	Mitsubishi Lancer EVO X S1+2000/4WD	1.94 2.03	7.40 5.10	43.84 42.69	1:11.20 (14./4.) 1:09.99 (18./4.)	2.03 1.98	5.01 4.85	41.88 41.51	1:08.62 (18./6.) 1:07.73 (16./4.)	+12,420 +1,040	<b>2:16.35 (16.)</b> 107,195
6.	324	MEIXNER Richard Liqui Moly Komvet Racind	CZ 1975	Mitsubishi Lancer EVO VIII S1+2000/4WD	2.23 2.10	7.40 5.21	44.27 43.99	1:14.42 (23./7.) 1:11.90 (28./8.)	2.15 2.13	5.39 5.81	41.86 42.81	1:08.36 (16./5.) 1:09.68 (26./6.)	+14,110 +1,690	<b>2:18.04 (20.)</b> 105,882
7.	335	BARICA Jan Rezmont Racing	SK 1965	Subaru Impreza S1+2000/4WD	2.39 1.99	7.40 5.00	46.09 43.03	1:16.34 (41./8.) 1:11.06 (23./6.)	1.98	4.99	42.31 43.28	1:09.60 (24./7.) 1:10.39 (30./8.)	+16,060 +1,950	<b>2:19.99 (25.)</b> 104,407
8.	373	LOUBAL Lubomír Kovalovice	CZ 1982	VW Golf 4 TDi S1-2000	3.61 3.21	7.40 6.36	46.80 44.00	1:15.86 (35./2.) 1:11.72 (27./1.)	2.79 2.81	6.38 6.39	43.61 43.95	1:10.32 (27./1.) 1:11.06 (33./1.)	+17,450 +1,390	<b>2:21.38 (27.)</b> 103,381
9.	322	ČEPIČKA Vlastimil Šternberk	CZ 1962	Mitsubishi Lancer Evo X S1+2000/4WD	2.07 2.01	7.40 5.04	44.17 43.71	1:12.93 (18./5.) 1:11.11 (25./7.)	2.07 2.04	5.10 5.11	44.60 43.70	1:12.04 (34./8.) 1:10.33 (29./7.)	+18,440 +0,990	<b>2:22.37 (29.)</b> 102,662
10.	389	ZIMÁK Martin Holešov	CZ 1989	Citroën Saxo S1-1600	2.78 2.62	7.40 6.16	45.82 44.12	1:15.83 (34./1.) 1:12.80 (33./1.)	2.51 2.52	5.99 6.17	43.28 43.47	1:11.27 (31./1.) 1:11.15 (34./1.)	+18,490 +0,050	<b>2:22.42 (30.)</b> 102,626
11.	369	ŘEHÁK Matěj Rožnov pod Radhoštěm	CZ 1988	Honda Civic Type-R S1-2000	2.75 2.56	7.40 6.09	47.85 44.70	1:18.37 (49./4.) 1:13.43 (35./2.)	2.62 2.61	6.05 6.02	44.27 45.22	1:12.10 (36./3.) 1:13.57 (45./3.)	+21,740 +3,250	<b>2:25.67 (39.)</b> 100,336

Rank	№	Driver Entrant	Country Bird	Car Class	Qualification				RACE				Diff. Prev.	TIME Speed (km/h)
					20 m	100 m	1050m	Time	20m	100m	1050m	Time		
12.	367	<b>DANIEL Antonín</b> AMK Masarykův okruh	CZ 1957	Honda Civic Type R S1-2000	2.58 2.51	7.40 6.02	45.20 44.42	1:15.20 (26./1.) 1:14.98 (44./5.)	2.53 2.55	6.05	44.74 44.92	1:13.16 (45./4.) 1:13.26 (44./2.)	+22,490 +0,750	<b>2:26.42 (41.)</b> 99,822
13.	366	<b>WINTER Jaroslav</b> DKP Racing	CZ 1959	Honda Civic Type R S1-2000	2.64 2.60	7.40 6.10	45.79 44.96	1:16.25 (39./3.) 1:14.28 (41./4.)	2.53 2.56	6.06 6.11	44.76 45.19	1:14.18 (49./5.) 1:13.86 (48./4.)	+24,110 +1,620	<b>2:28.04 (46.)</b> 98,730
14.	388	<b>ÁZSÓTH Ladislav</b> DECAM Motorsport	CZ 1959	Citroën Saxo S1-1600	2.69 2.64	7.40 6.35	47.03 45.38	1:17.84 (48./2.) 1:15.05 (47./2.)	2.56 2.65	6.26 6.39	44.82 45.31	1:14.17 (48./2.) 1:14.71 (57./3.)	+24,950 +0,840	<b>2:28.88 (47.)</b> 98,173
15.	399	<b>PAŠEK Przemysław</b> Akuna Racing Team	PL 1984	Honda Civic S1-1600	2.72 2.56	7.40 6.23	48.88 46.40	1:20.29 (54./3.) 1:16.61 (52./3.)	2.59 2.56	6.36 6.25	46.72 45.72	1:15.57 (57./3.) 1:14.28 (53./2.)	+25,920 +0,970	<b>2:29.85 (49.)</b> 97,538
16.	360	<b>SLOVÁČEK Michal</b> Lemurs Racing Team	CZ 1968	Honda Civic Type R S1-2000	2.69 2.65	7.40 6.18	55.74 44.08	1:25.61 (69./5.) 1:13.83 (39./3.)	2.59 2.57	6.07 6.06	43.12 43.55	1:12.08 (35./2.) 1:19.87 (74./6.)	+28,020 +2,100	<b>2:31.95 (53.)</b> 96,190
17.	343	<b>KLUKAN Radek</b> Lemurs Racing Team	CZ 1973	BMW M3 S1+2000/2WD	2.79 2.65	7.40 6.45	47.83 48.22	1:20.12 (53./1.) 1:17.95 (60./1.)	2.74 2.57	6.47 6.25	47.41 47.04	1:16.73 (63./1.) 1:16.25 (65./1.)	+29,050 +1,030	<b>2:32.98 (55.)</b> 95,542
18.	390	<b>MÁLEK Dan</b> Málek-motorsport	CZ 1976	Škoda Felicia S1-1600	2.78 2.71	7.40 6.60	49.18 48.26	1:21.40 (58./4.) 1:19.03 (62./4.)	2.65 2.68	6.56 6.58	47.34 47.16	1:17.72 (67./4.) 1:17.31 (67./4.)	+31,100 +2,050	<b>2:35.03 (57.)</b> 94,279
19.	379	<b>ŠABÍK Martin</b> DECAM Motorsport	SK 1973	Ford Focus S1-2000	2.95 2.89	7.40 6.77	53.49 48.70	1:26.20 (71./6.) 1:19.33 (63./6.)	2.89 2.80	6.55 6.49	47.07 47.22	1:17.59 (65./6.) 1:17.63 (69./5.)	+31,290 +0,190	<b>2:35.22 (58.)</b> 94,163
20.	385	<b>SYTAŘ Petr</b> Strážovice	CZ 1977	Opel Corsa 1,6 S1-1600	2.87 2.77	7.40 6.75	51.97 49.61	1:25.54 (67./5.) 1:21.17 (71./5.)	2.74 2.74	6.67 6.66	48.88 48.49	1:19.28 (73./5.) 1:18.57 (73./5.)	+33,920 +2,630	<b>2:37.85 (59.)</b> 92,594
21.	363	<b>KŘIVKA Tomáš</b> Křivka Motorsport	CZ 1992	Renault Clio Sport S1-2000	2.87 2.65	7.40 6.40	52.13 49.53	1:27.16 (73./7.) 1:25.77 (77./7.)	2.67 2.71	6.36 6.58	49.72 49.07	1:22.85 (77./7.) 1:22.21 (76./7.)	+41,130 +7,210	<b>2:45.06 (61.)</b> 88,550
22.	397	<b>KAŠPAR Vilém</b> kuroslepy	CZ 1983	ford fiesta S1-1600	2.81 2.66	7.40 6.82	52.53 51.72	1:27.72 (74./7.) 1:25.48 (76./6.)	2.67 2.63	6.85 6.78	51.36 50.68	1:23.98 (80./6.) 1:23.03 (78./6.)	+43,080 +1,950	<b>2:47.01 (62.)</b> 87,516
23.	398	<b>CAKL Filip</b> Kralice	CZ 1985	Ford Fiesta S1-1600	2.66 2.64	7.40 6.85	51.36 51.63	1:26.97 (72./6.) 1:26.44 (78./7.)	2.68 2.65	6.93	51.02 50.84	1:24.87 (81./7.) 1:25.15 (81./7.)	+46,090 +3,010	<b>2:50.02 (63.)</b> 85,966

#### GROUP S2

1.	311	<b>MADRIAN Ferdinand</b> Schildorn	AT 1960	KTM X-Bow S2	2.29 2.16	7.40 5.48	45.11 41.42	1:15.48 (29./1.) 1:08.52 (12./1.)	2.21 2.17	5.48 5.34	41.79 40.65	1:08.32 (15./1.) 1:08.08 (18./1.)		<b>2:16.40 (17.)</b> 107,155
2.	307	<b>PAROWKA Pan</b> PRT	PL 1980	KTM X - Bow S2	2.40 2.32	7.40 5.34	47.57 43.03	1:16.32 (40./2.) 1:10.31 (21./2.)	2.35 2.33	5.54 5.45	43.68 41.95	1:10.85 (29./2.) 1:08.36 (20./2.)	+2,810 +2,810	<b>2:19.21 (23.)</b> 104,992

#### GROUP E1

1.	6	<b>ŠPALEK Jiří</b> Liqui Moly Komvet Racing	CZ 1972	Mitsubishi Lancer WRC 05 E1+2000/4WD	2.08 1.99	7.40 4.65	39.01 38.10	1:03.68 (3./1.) 1:02.78 (4./1.)	1.97 2.08	4.66 4.77	37.98 37.68	1:01.84 (5./1.) 1:01.50 (5./1.)		<b>2:03.34 (5.)</b> 118,502
2.	204	<b>STANĚK Vojtěch</b> Liqui Moly Komvet Racing	CZ 1974	Peugeot 106 maxi E1-1600	2.48 2.60	7.40 5.87	41.66 41.57	1:09.32 (12./1.) 1:07.67 (10./1.)	2.50 2.43	5.70 5.62	40.78 40.82	1:07.12 (13./1.) 1:07.03 (13./1.)	+10,810 +10,810	<b>2:14.15 (12.)</b> 108,953
3.	189	<b>BOHÁČ Milan</b> Lemurs Racing Team	CZ 1957	Renault Clio E1-2000	2.59 2.48	7.40 5.60	43.76 42.38	1:12.42 (17./1.) 1:09.81 (16./2.)	2.51 2.48	5.69 5.60	41.72 41.37	1:08.50 (17./1.) 1:07.82 (17./1.)	+12,980 +2,170	<b>2:16.32 (15.)</b> 107,218
4.	183	<b>NEVESELÝ Radek</b> Nevik-racer	CZ 1981	Škoda Octavia E1-2000	2.48 2.45	7.40 5.57	43.99 41.95	1:14.68 (24./2.) 1:09.41 (15./1.)	2.43 2.45	5.56 5.64	40.93 41.25	1:08.86 (19./2.) 1:08.13 (19./2.)	+13,650 +0,670	<b>2:16.99 (18.)</b> 106,694
5.	120	<b>DOSEĎL Dušan</b> DK Mont	CZ 1972	Suzuki Impreza WRX STi N14 E1+2000/4WD	2.38 2.12	7.40 4.96	46.80 42.62	1:15.90 (37./4.) 1:10.07 (20./2.)	2.27 2.16	5.10 4.94	42.15 41.63	1:09.31 (20./2.) 1:08.62 (21./3.)	+14,590 +0,940	<b>2:17.93 (19.)</b> 105,967
6.	187	<b>SATEK Jakub</b> REC	CZ 1984	Honda Civic Type R E1-2000	2.81 2.60	7.40 5.90	46.80 43.99	1:15.65 (31./4.) 1:11.10 (24./3.)	2.65 2.68	5.96 5.97	43.27 42.67	1:09.59 (22./3.) 1:08.77 (22./3.)	+15,020 +0,430	<b>2:18.36 (21.)</b> 105,637
7.	131	<b>JUHAS Martin</b> Galanta	SK 1980	BMW M3 E1+2000/2WD	2.54 2.41	7.40 5.62	44.73 42.96	1:13.74 (20./1.) 1:10.64 (22./1.)	2.53 2.42	5.80 5.63	43.05 42.69	1:09.57 (21./1.) 1:09.69 (27./1.)	+15,920 +0,900	<b>2:19.26 (24.)</b> 104,955
8.	180	<b>MITÁNEK Petr</b> DKP Racing	CZ 1979	Opel Astra GSi E1-2000	2.94	7.40		- DNF - - DNS -	2.56 2.62	5.92 6.03	43.42 43.39	1:10.43 (28./4.) 1:10.08 (28./4.)	+17,170 +1,250	<b>2:20.51 (26.)</b> 104,021
9.	199	<b>FIRTL Stanislav nejml.</b> Kyjov	CZ 1991	Škoda Octavia TDi E1-2000	2.86 2.76	7.40 6.27	45.82 44.05	1:15.31 (27./3.) 1:12.76 (30./4.)	2.63 2.67	6.04 6.10	43.47 43.30	1:11.21 (30./5.) 1:10.78 (31./5.)	+18,650 +1,480	<b>2:21.99 (28.)</b> 102,937
10.	190	<b>PIEKARZ Antonín</b> DKP Racing	CZ 1957	Opel Astra GSi E1-2000		7.40		- DNS - - DNS -	2.68 2.76	6.14	43.92 44.16	1:11.85 (33./6.) 1:12.45 (39./8.)	+20,960 +2,310	<b>2:24.30 (32.)</b> 101,289
11.	284	<b>PFEIFER Bohumil</b> Brno	CZ 1973	Škoda Fabia E1-2000	2.93 2.99	7.40 6.48	47.75 46.09	1:18.77 (50./2.) 1:14.52 (42./2.)	2.88 2.69	6.23 5.96	45.58 43.94	1:13.37 (46./2.) 1:11.01 (32./6.)	+21,040 +0,080	<b>2:24.38 (33.)</b> 101,233

Rank	No	Driver Entrant	Country Bird	Car Class	Qualification				RACE				Diff. Prev.	TIME Speed (km/h)
					20 m	100 m	1050m	Time	20m	100m	1050m	Time		
12.	195	<b>ZEMÁNEK Jaroslav</b> Tišnov	CZ 1984	Fiat Punto JTD E1-2000	2.60	7.40		- DNF - - DNS -	2.53	6.31	43.82	1:13.13 (44./8.)	+21,790	<b>2:25.13 (34.)</b> 100,710
									2.65	6.24	43.50	1:12.00 (36./7.)	+0,750	
												- DNS -		
13.	241	<b>ŠRAHŮLEK Petr</b> JPMotorsport	CZ 1973	Škoda 130RS Evo1 E1-1400	2.44	7.40	45.45	1:15.64 (30./3.)	2.34	5.73	44.12	1:13.05 (42./2.)	+22,040	<b>2:25.38 (35.)</b> 100,537
					2.44	5.93	46.85	1:20.06 (66./6.)	2.38	5.78	43.58	1:12.33 (38./1.)	+0,250	
												- DNS -		
14.	112	<b>CICHÁ Veronika</b> KV Motorsport Team	CZ 1987	Mitsubishi Lancer Evo IV E1+2000/4WD	1.85	7.40	46.78	1:16.84 (44./5.)	1.88	4.89	44.45	1:12.78 (38./3.)	+22,200	<b>2:25.54 (36.)</b> 100,426
					1.98	5.15	45.54	1:14.67 (43./3.)			44.38	1:12.76 (42./4.)	+0,160	
												- DNS -		
15.	245	<b>ŽÁK Josef</b> DK Mont	CZ 1953	Škoda 100 E1-1400	2.38	7.40	45.30	1:15.36 (28./2.)	2.32	5.83	44.15	1:13.09 (43./3.)	+22,250	<b>2:25.59 (37.)</b> 100,392
					2.34	5.77	44.50	1:13.27 (34./1.)	2.30	5.75	44.14	1:12.50 (40./2.)	+0,050	
												- DNS -		
16.	238	<b>STUDENÝ Lukáš</b> Alcore motorsport	CZ 1980	Škoda 110R E1-1400	2.56	7.40	45.25	1:15.90 (37./4.)	2.51	6.00	44.48	1:13.01 (41./1.)	+22,280	<b>2:25.62 (38.)</b> 100,371
					2.45	5.90	44.58	1:14.18 (40./2.)	2.52	5.97	43.90	1:12.61 (41./3.)	+0,030	
												- DNS -		
17.	202	<b>MACEK Vojtěch</b> Motokáry Bruntál	CZ 1946	Škoda 110R 1500 E1-1600	2.30	7.40	45.05	1:15.73 (32./2.)	2.35	5.94	44.72	1:14.32 (50./3.)	+23,180	<b>2:26.52 (42.)</b> 99,754
					2.35	5.91	44.85	1:13.78 (37./3.)	2.31	5.79	44.03	1:12.20 (37./2.)	+0,900	
												- DNS -		
18.	170	<b>SOUČEK Jan</b> JS racing TEAM	CZ 1977	Ford Focus RS-12 E1-2000	2.70	7.40	45.46	1:15.87 (36./5.)	2.65	5.90	43.69	1:12.59 (37./7.)	+23,240	<b>2:26.58 (43.)</b> 99,713
					2.71	6.02	43.88	1:13.78 (37./5.)	2.59	5.85	43.10	1:13.99 (50./9.)	+0,060	
												- DNS -		
19.	213	<b>MEDUNA Jiří</b> Udelejsisamsport	CZ 1986	Peugeot 106 E1-1600	2.57	7.40	47.20	1:16.78 (43./3.)	2.75	6.38	43.76	1:12.89 (39./2.)	+23,520	<b>2:26.86 (44.)</b> 99,523
					2.48	5.95	44.50	1:12.76 (30./2.)	2.58	6.18	45.66	1:13.97 (49./3.)	+0,280	
												- DNS -		
20.	250	<b>PLEVA Martin</b> AMK Vrbno pod Pradědem	CZ 1979	Škoda 120S 1400 E1-1400	2.42	7.40	46.07	1:17.72 (47./5.)	2.33	5.90	44.67	1:15.16 (55./4.)	+26,360	<b>2:29.70 (48.)</b> 97,635
					2.42	6.00	44.89	1:15.04 (46./3.)	2.37	6.00	44.95	1:14.54 (54./4.)	+2,840	
												- DNS -		
21.	197	<b>BARAN Pavel</b> Újez nad lesy	CZ 1991	Renault Clio Sport E1-2000	2.59	7.40	49.18	1:19.99 (52./6.)	2.52	6.08	45.76	1:15.14 (54./9.)	+26,690	<b>2:30.03 (50.)</b> 97,421
					2.57	6.16	46.41	1:16.17 (50./6.)	2.56	5.98	45.57	1:14.89 (58./10.)	+0,330	
												- DNS -		
22.	249	<b>STEJSKAL Bronislav</b> Czech-Pro Racing Team	CZ 1977	Škoda Felicia Kit Car E1-1400	2.84	7.40	49.62	1:20.69 (56./6.)	2.72	6.44	46.21	1:15.70 (58./5.)	+28,050	<b>2:31.39 (51.)</b> 96,545
					2.63	6.43	47.39	1:17.19 (55./4.)	2.75	6.49	45.98	1:15.69 (62./6.)	+1,360	
												- DNS -		
23.	244	<b>BORYCKI Damian</b> Euromal Racing Team	PL 1977	Suzuki Swift Ninja E1-1400	2.80	7.40	49.89	1:21.84 (59./7.)	2.72	6.15	46.50	1:16.05 (59./6.)	+28,130	<b>2:31.47 (52.)</b> 96,494
					2.77	6.18	47.47	1:17.35 (56./5.)	2.86	6.27	45.98	1:15.42 (61./5.)	+0,080	
												- DNS -		
24.	169	<b>DIVIŠOVÁ Alexandra</b> Alex Racing Team	CZ 1977	Renault Clio Sport E1-2000	2.86	7.40	49.51	1:20.53 (55./7.)	2.72	6.24	46.56	1:16.30 (61./10.)	+29,160	<b>2:32.50 (54.)</b> 95,843
					2.73	6.29	47.29	1:17.78 (59./7.)	2.70	6.09	46.28	1:16.20 (64./11.)	+1,030	
												- DNS -		
25.	132	<b>KRETZ Michal</b> KLM motorsport	CZ 1980	Škoda Fabia 2000 RS E1+2000/2WD	3.16	7.40	1:11.98	- DNF -	2.66	6.21	45.81	1:17.79 (68./2.)	+30,740	<b>2:34.08 (56.)</b> 94,860
					2.77	6.37	46.67	1:17.68 (58./2.)	2.69	6.32	46.01	1:16.29 (66./2.)	+1,580	
												- DNS -		
26.	151	<b>NOVOTNÝ David</b> DMN racing team	CZ 1983	Škoda Favorit Turbo E1+2000/2WD	2.79	7.40	51.38	1:23.29 (64./2.)	2.69	6.18	50.79	1:23.46 (78./3.)	+40,800	<b>2:44.14 (60.)</b> 89,046
					2.61	6.12	49.32	1:20.95 (70./3.)	2.57	6.08	49.04	1:20.68 (75./3.)	+10,060	
												- DNS -		
27.	155	<b>DUCHOŇ Oldřich</b> Auto Duchoň racing team	CZ 1962	BMW 325 coupe E36 E1+2000/2WD	2.86	7.40	55.87	1:31.40 (79./3.)	2.76	7.18	52.91	1:26.76 (83./4.)	+50,340	<b>2:53.68 (64.)</b> 84,155
					3.30	8.20	55.80	1:30.83 (79./4.)	3.04	7.34	53.21	1:26.92 (82./4.)	+9,540	
												- DNS -		
28.	257	<b>MALEŇÁK Dušan</b> AMK Masarykův okruh	CZ 1977	Škoda 130 E1-1400	2.77	7.40	55.55	1:29.15 (76./8.)	2.67	6.90	49.53	1:20.97 (75./7.)	+62,930	<b>3:06.27 (65.)</b> 78,467
					2.44	6.27	48.21	1:20.42 (68./7.)	2.59	6.49	1:12.40	1:45.30 (85./7.)	+12,590	
												- DNS -		
	7	<b>ZEMAN Martin</b> Liqui Moly Komvet Racing	CZ 1974	Mitsubishi Lancer EVO VI E1+2000/4WD	2.05	7.40	40.58	1:06.16 (8./2.)				- DNS -		- DNF -
					2.15	4.90	42.65	- DNF -	2.10	5.03	41.15	1:06.67 (11./2.)		
												- DNS -		
	260	<b>PETRLÍK Tomáš</b> MKT Motorsport	CZ 1982	Mitsubishi Lancer Evo 8 E1-1400	2.28	7.40	43.82	1:11.90 (16./1.)				- DNS -		- DNF -
												- DNS -		
												- DNS -		
	111	<b>ČIKOR Rado</b> Max Motorsport	SK 1971	Mitsubishi Lancer Evolution E1+2000/4WD		7.40		- DNS -				- DNS -		- DNF -
												- DNS -		

#### GROUP E2/C

1.	1	<b>KOMÁREK David</b> Liqui Moly Komvet Racing	CZ 1975	Norma M20F E2/C+2000	1.80	7.40	37.19	1:02.37 (2./1.)	1.84	4.28	34.80	58.52 (1./1.)		<b>1:56.01 (1.)</b> 125,989
					1.86	4.30	35.71	1:00.04 (2./1.)	1.90	4.35	34.47	57.49 (1./1.)		
												- DNS -		
2.	9	<b>TRNKA Jakub</b> Liqui Moly Komvet Racing	CZ 1982	Norma M20F E2/C-2000	1.94	7.40	38.39	1:03.99 (4./1.)	2.02	4.65	37.17	1:01.19 (3./1.)	+4,780	<b>2:00.79 (3.)</b> 121,003
					1.95	4.55	38.94	1:03.74 (6./2.)	1.98	4.57	36.01	59.60 (3./1.)	+4,780	
												- DNS -		
3.	4	<b>NOVICKÝ Michal</b> REC	CZ 1977	Reynard 032 F3 E2/C-2000	1.98	7.40	39.53	1:05.48 (7./2.)	1.97	4.77	37.57	1:01.74 (4./2.)	+7,190	<b>2:03.20 (4.)</b> 118,636
					2.03	4.83	37.93	1:02.20 (3./1.)	2.01	4.78	37.74	1:01.46 (4./2.)	+2,410	
												- DNS -		
4.	2	<b>MLEJNEK Aleš</b> REC	CZ 1967	E2/C+2000	1.95	7.40	38.91	1:04.91 (5./2.)	1.95	4.72	37.93	1:03.24 (7./2.)	+8,820	<b>2:04.83 (7.)</b> 117,087
					1.95	5.35		- DNF -	1.94	4.64	36.79	1:01.59 (6./2.)	+1,630	
												- DNS -		
5.	61	<b>RÝZEK Milan</b> KV Motorsport Team	SK 1985	FiKS 01 E2/C-1600	2.36	7.40	44.19	1:15.17 (25./1.)	2.43	5.92	42.88	1:11.81 (32./1.)	+27,480	<b>2:23.49 (31.)</b> 101,861
					2.43	5.93	43.31	1:12.52 (29./1.)	2.47	5.88	43.81	1:11.68 (35./1.)	+18,660	
												- DNS -		

#### GROUP N/A

Rank	No	Driver Entrant	Country Bird	Car Class	Qualification				RACE				Diff. Prev.	TIME Speed (km/h)
					20 m	100 m	1050m	Time	20m	100m	1050m	Time		
1.	262	<b>HUDEC Martin</b> MH Racing	CZ 1980	Mitsubishi Lancer Evo VIII NA+2000	7.40 2.20	5.23	41.06	- DNS - 1:08.41 (11./2.)	2.07 2.03	5.03 4.97	39.85 39.91	1:06.05 (8./1.) 1:05.90 (9./2.)	- DNS -	<b>2:11.95 (8.)</b> 110,769
2.	261	<b>PEŠL Jaroslav</b> MH Racing	CZ 1980	Mitsubishi Lancer Evo 8 NA+2000	1.96 2.15	7.40 5.11	41.40 40.71	1:09.23 (10./1.) 1:07.47 (9./1.)	2.01 1.97	4.87 4.83	40.13 40.22	1:06.77 (11./2.) 1:05.82 (8./1.)	+0.640 +0.640	<b>2:12.59 (9.)</b> 110,235
3.	129	<b>KOVALČIK Michal</b> Slovakia Rally System	SK 1990	Škoda Octavia WRC NA+2000	1.97 2.11	7.40 5.03	43.29 42.83	1:11.78 (15./3.) 1:09.12 (14./3.)	2.06 2.04	4.93 4.96	43.14 42.98	1:09.74 (25./3.) 1:09.18 (24./3.)	+6.970 +6.330	<b>2:18.92 (22.)</b> 105,212
4.	299	<b>PILAŘ Rostislav</b> Lemurs Racing Team	CZ 1960	Ford Escort RS 2000 NA-2000	2.65 2.64	7.40 6.12	44.91 44.38	1:14.29 (22./1.) 1:12.78 (32./1.)	2.78 2.60	6.45 6.01	44.71 44.70	1:12.94 (40./1.) 1:13.03 (43./1.)	+14,020 +7,050	<b>2:25.97 (40.)</b> 100,130
5.	128	<b>KOVALČIK Michal jr.</b> Slovakia Rally System	SK 1980	Škoda Octavia WRC NA+2000	1.92 2.09	7.40 4.99	46.75 44.41	1:17.33 (45./6.) 1:13.51 (36./4.)	2.09 2.07	5.12 5.01	45.39 44.88	1:13.99 (47./4.) 1:13.64 (47./4.)	+15,680 +1,660	<b>2:27.63 (45.)</b> 99,004
<b>GROUP E2-SH</b>														
1.	3	<b>RYBNÍČEK Marek</b> Liqui Moly Komvet Racing	CZ 1980	Mitsubishi Eclipse Evo 650 E2SH	1.80 1.75	7.40 4.12	36.71 36.33	1:01.11 (1./1.) 59.75 (1./1.)	1.74 1.73	4.16 4.07	36.70 36.23	59.61 (2./1.) 59.50 (2./1.)	- DNS -	<b>1:59.11 (2.)</b> 122,710
2.	95	<b>KOLBÁBEK Radek</b> Lemurs Racing Team	CZ 1973	Ford Sierra 4000 E2SH	1.96 1.95	7.40 5.01	41.44 40.75	1:10.37 (13./2.) 1:08.63 (13./2.)	1.91 1.98	4.97 5.07	40.51 40.21	1:07.76 (14./2.) 1:07.32 (15./2.)	+15,970 +15,970	<b>2:15.08 (13.)</b> 108,203
<b>Berg Cup Historic Cars</b>														
<b>GROUP HA1</b>														
1.	442	<b>NĚMEC Petr</b> nc power	CZ 1968	Lada 2105 VFTS HA1-2000	2.42 2.43	7.40 5.89	45.07 43.36	1:13.83 (21./1.) 1:11.46 (26./1.)	2.33 2.38	5.80 5.77	42.79 42.63	1:09.96 (26./1.) 1:09.39 (25./1.)	- DNS -	<b>2:19.35 (2.)</b> 104,887
2.	491	<b>DOKOUPIL Roman</b> R9Team	CZ 1976	Škoda 130 RS HA1-1300	2.38 2.37	7.40 6.03	45.74 45.02	1:16.59 (42./1.) 1:15.00 (45./1.)	2.40 2.34	6.05 5.91	44.85 44.60	1:14.71 (52./1.) 1:13.61 (46./1.)	+8,970 +8,970	<b>2:28.32 (3.)</b> 98,544
3.	456	<b>WODNIAK Artur</b> MAAR Motorsport	PL 1972	BMW E30 318IS HA1-2000	2.69 2.55	7.40 6.21	50.64 46.13	1:24.28 (66./3.) 1:15.53 (48./2.)	2.60 2.66	6.31 6.36	45.52 45.80	1:14.64 (51./2.) 1:14.69 (56./3.)	+9,980 +1,010	<b>2:29.33 (4.)</b> 97,877
4.	434	<b>MACHÁČEK Petr</b> Lancia D-Team	CZ 1962	Lancia Delta Integrale HA1+2000	3.22 2.41	7.40 5.87	49.98 46.92	1:22.61 (62./3.) 1:16.98 (54./2.)	2.37 2.34	5.81 5.73	45.81 44.96	1:15.36 (56./1.) 1:14.22 (52./2.)	+10,230 +0,250	<b>2:29.58 (5.)</b> 97,714
5.	443	<b>CHAZELLE François</b> DKP Racing	FR 1973	Peugeot 205 GTI HA1-2000	2.66 2.69	7.40 6.50	46.69 46.31	1:17.33 (45./2.) 1:16.39 (51./3.)	2.53 2.67	6.27 6.47	45.65 45.97	1:14.98 (53./3.) 1:15.15 (59./4.)	+10,780 +0,550	<b>2:30.13 (6.)</b> 97,356
6.	457	<b>DROMADER</b> MAAR Motorsport	PL 1972	BMW E30 318IS HA1-2000	2.72 2.74	7.40 6.47	53.41 49.74	1:27.83 (75./5.) 1:20.10 (67./4.)	2.73 2.61	6.40 6.16	47.45 46.16	1:16.40 (62./4.) 1:14.57 (55./2.)	+11,620 +0,840	<b>2:30.97 (7.)</b> 96,814
7.	485	<b>MATUŠEK Lukáš</b> PM autosport	CZ 1986	Škoda 130 RS HA1-1300	2.33 2.23	7.40 5.83	47.54 45.64	1:19.29 (51./2.) 1:16.78 (53./2.)	2.24 2.24	5.77 5.79	45.34 44.72	1:16.17 (60./2.) 1:15.26 (60./2.)	+12,080 +0,460	<b>2:31.43 (8.)</b> 96,520
8.	437	<b>MATĚJKA Miroslav</b> MMotorsport	CZ 1971	Lancia Delta HF integrale HA1+2000	2.46 2.35	7.40 5.57	49.16 46.15	1:20.88 (57./1.) 1:15.79 (49./1.)	2.84 2.46	6.39 5.81	47.14 44.83	1:17.43 (64./2.) 1:14.09 (51./1.)	+12,170 +0,090	<b>2:31.52 (9.)</b> 96,463
9.	466	<b>KASZYNSKI Jarek</b> Prosound Racing	PL 1972	BMW HA1+2000	3.26 2.66	7.40 6.03	51.32 47.50	1:22.59 (61./2.) 1:17.41 (57./3.)	2.74 2.87	6.28 6.49	47.27 47.00	1:17.98 (70./4.) 1:15.81 (63./3.)	+14,440 +2,270	<b>2:33.79 (10.)</b> 95,039
10.	484	<b>ZELENÝ Milan</b> Historic Racing Club Jihlava	CZ 1984	Škoda 130 LR/A HA1-1300	2.70 2.48	7.40 6.27	49.64 46.70	1:22.88 (63./4.) 1:18.12 (61./3.)	2.49 2.48	6.39 6.26	46.55 46.23	1:17.93 (69./3.) 1:17.41 (68./3.)	+15,990 +1,550	<b>2:35.34 (11.)</b> 94,090
11.	490	<b>TEYSCHL Otakar</b> Brno	CZ 1982	Britax Cooper HA1-1300	2.92 2.69	7.40 6.48	49.92 48.06	1:22.54 (60./3.) 1:19.45 (64./4.)	2.74 2.70	6.48 6.39	47.66 46.47	1:18.95 (72./5.) 1:17.70 (70./4.)	+17,300 +1,310	<b>2:36.65 (12.)</b> 93,304
12.	499	<b>PLEVA Leopold</b> AMK Vrbno pod Pradědem	CZ 1947	Škoda 100 HA1-1300	2.88 2.65	7.40 6.64	52.56 49.90	1:25.54 (67./6.) 1:21.60 (72./6.)	2.55 2.62	6.45 6.56	48.78 48.06	1:18.92 (71./4.) 1:18.39 (72./6.)	+17,960 +0,660	<b>2:37.31 (13.)</b> 92,912
13.	481	<b>CHYTIL Ondřej</b> Martin Chytil	CZ 1991	Škoda 130 L HA1-1300	2.94 2.89	7.40 6.98	49.27 48.15	1:23.65 (65./5.) 1:20.64 (69./5.)	2.80 2.60	7.04 6.51	48.68 46.71	1:20.45 (74./6.) 1:18.06 (71./5.)	+19,160 +1,200	<b>2:38.51 (14.)</b> 92,209
14.	475	<b>BARICA Jan jun.</b> Rezmont Racing	CZ 1993	Subaru Impreza HA1-1300	2.52 2.41	7.40 6.36	52.71 49.93	1:30.27 (78./9.) 1:23.44 (74./9.)	2.48 2.45	6.45 6.39	50.11 50.08	1:22.70 (76./7.) 1:22.92 (77./7.)	+26,270 +7,110	<b>2:45.62 (15.)</b> 88,250
15.	455	<b>PERDOCH Stanislav</b> Bruntál	CZ 1952	Honda CRX 1500i HA1-2000	2.88 2.92	7.40 7.05	52.03 50.28	1:26.05 (70./4.) 1:23.44 (74./5.)	2.90 3.01	6.96 7.20	50.17 51.98	1:23.52 (79./5.) 1:24.86 (80./5.)	+29,030 +2,760	<b>2:48.38 (16.)</b> 86,804
16.	498	<b>ONDREJKA Ján</b> JOSK Racing team	SK 1953	Škoda 130 RS HA1-1300	2.72 2.55	7.40 6.53	1:03.20 58.06	1:47.74 (81./8.) 1:35.54 (81./8.)	2.50 2.45	6.27 6.22	55.96 54.57	1:33.35 (85./9.) 1:30.69 (83./8.)	+44,690 +15,660	<b>3:04.04 (18.)</b> 79,418
17.	476	<b>STRYJA Jaroslav</b> PM autosport	CZ 1962	Škoda 120LS MTX Rally HA1-1300	2.86 2.77	7.40 7.00	59.09 59.99	1:37.75 (80./7.) 1:37.45 (82./9.)	2.60 2.45	6.76 6.43	56.69 56.80	1:33.88 (86./10.) 1:33.92 (84./9.)	+48,450 +3,760	<b>3:07.80 (19.)</b> 77,827
	486	<b>ŠVÁB Petr</b> Sloup	CZ 1971	Škoda 120 HA1-1300	2.91 2.89	7.40 7.51	1:10.39 56.51	2:20.52 (82./9.) 1:33.06 (80./7.)	2.90	7.37	55.02	1:30.47 (84./8.)	- DNS - - DNS -	<b>- DNF -</b>

Rank	№	Driver Entrant	Country Bird	Car Class	Qualification				RACE				Diff. Prev.	TIME Speed (km/h)
					20 m	100 m	1050m	Time	20m	100m	1050m	Time		
	420	JELÍNEK Libor REC	CZ 1949	BMW HA1+2000	2.40 2.44	7.40 6.22	45.69 47.65	1:19.73 (65./4.)	- DNF - 1:19.73 (65./4.)	2.45	6.13	46.40	1:17.64 (66./3.) - DNS - <del>-DNS-</del>	- DNF -

**GROUP HA2**



1.	5	ZMEŠKAL Miloš Zmeškalmotorsport	CZ 1957	Ralt RT 32 HA2	2.04 1.87	7.40 4.56	45.69 42.64	1:15.78 (33./1.) 1:09.86 (17./1.)	1.91 1.91	4.66 4.62	42.64 41.35	1:09.59 (22./1.) 1:06.87 (12./1.) <del>-DNS-</del>	<b>2:16.46 (1.)</b> 107,108
2.	415	PARČ Milan Praha 4	CZ 1942	MTX 1-01 HA2	2.58 2.37	7.40	55.16 49.53	1:29.44 (77./2.) 1:22.84 (73./2.)	2.41 2.52	6.58 6.60	51.13 50.91	1:25.26 (82./2.) 1:23.98 (79./2.) <del>-DNS-</del>	+32,780 <b>2:49.24 (17.)</b> +32,780 86,363

**Competition / Weather Information**

Qualification					RACE				
	Time	Weather	Temp. (°C)			Time	Weather	Temp. (°C)	
			Air	Road				Air	Road
1st Round	8:30 - 10:23	Sunny	16	12	1st Round	13:08 - 14:24	Sunny	25	20
2nd Round	10:46 - 12:03	Sunny	22	18	2nd Round	14:49 - 16:05	Sunny	26	22
					3rd Round	-			

**Statistics**

		Time			Speed (km/h)			Competitors / Nations		
		Min	Max	Avg.	Max	Min	Avg.	in start list	started	with results
Qualification	1st Round	1:01.110	2:20.520	1:18.536	119,588	52,007	93,053	92/5	86/5	82/5
	2nd Round	59.750	1:37.450	1:15.006	122,310	74,992	97,432	92/5	84/5	82/5
RACE	1st Round	58.520	1:33.880	1:13.761	124,880	77,844	99,076	92/5	86/5	86/5
	2nd Round	57.490	1:45.300	1:13.287	127,118	69,402	99,717	92/5	85/5	85/5
	3rd Round							92/5	0/5	0/0

Race Director  RYBNÍČEK Ivan (CZE)	Sport Marshal IHA  KADLEC Jaroslav (CZE)	Main Timekeeper  ŠABÍK L'uboš (SVK)
--	---	--

## LIQUI MOLY BERG CUP 2012

XXXI. MANN FILTER - Zámecký vrch 2012, 5.5.2012



Náměšť n. Oslavou (CZ), 4.- 6. 5. 2012



Lady Trophy



Jury / Competition Management		Hill Data	
Chief of Competition	RYBNÍČEK Ivan (CZE)	Start Altitude	374 m
Race Director	RYBNÍČEK Ivan (CZE)	Finish Altitude	470 m
Vice chairman	ŠIROKÁ Riana (CZE)	Vertical Drop	96 m
Sport Marshal IHA	KADLEC Jaroslav (CZE)	Course Length	2030 m
Technical Marshal IHA	BARTL Miroslav (CZE)	Min course Width	6 m
		Count of right-hand bend	
		Count of left-hand bend	
		Hill Record	2005, KRÁMSKÝ Otakar Osella PA 20 BMW: 54.25

Rank	No	Driver Entrant	Country Bird	Car Class	Qualification				RACE				Diff. Prev.	TIME Speed (km/h)
					20 m	100 m	1050m	Time	20m	100m	1050m	Time		
1.	112	CICHÁ Veronika KV Motorsport Team	CZ 1987	Mitsubishi Lancer Evo IV E1+2000/4WD	1.85 1.98	4.91 5.15	46.78 45.54	1:16.84 (44./5.) 1:14.67 (43./3.)	1.88	4.89	44.45 44.38	1:12.78 (38./3.) 1:12.76 (42./4.)	-DNS-	2:25.54 (3.) 100,426
2.	169	DIVIŠOVÁ Alexandra Alex Racing Team	CZ 1977	Renault Clio Sport E1-2000	2.86 2.73	6.64 6.29	49.51 47.29	1:20.53 (55./7.) 1:17.78 (59./7.)	2.72 2.70	6.24 6.09	46.56 46.28	1:16.30 (61./10.) 1:16.20 (64./11.)	+6,960 +6,960	2:32.50 (11.) 95,843

Competition / Weather Information									
Qualification					RACE				
	Time	Weather	Temp. (°C)			Time	Weather	Temp. (°C)	
			Air	Road				Air	Road
1st Round	8:30 - 10:23	Sunny	16	12	1st Round	13:08 - 14:24	Sunny	25	20
2nd Round	10:46 - 12:03	Sunny	22	18	2nd Round	14:49 - 16:05	Sunny	26	22
3rd Round					3rd Round	-			

Statistics										
		Time			Speed (km/h)			Competitors / Nations		
		Min	Max	Avg.	Max	Min	Avg.	in start list	started	with results
Qualification	1st Round	1:01.110	2:20.520	1:18.536	119,588	52,007	93,053	92/5	86/5	82/5
	2nd Round	59.750	1:37.450	1:15.006	122,310	74,992	97,432	92/5	84/5	82/5
RACE	1st Round	58.520	1:33.880	1:13.761	124,880	77,844	99,076	92/5	86/5	86/5
	2nd Round	57.490	1:45.300	1:13.287	127,118	69,402	99,717	92/5	85/5	85/5
	3rd Round							92/5	0/5	0/0

Race Director	Sport Marshal IHA	Main Timekeeper
RYBNÍČEK Ivan (CZE)	 KADLEC Jaroslav (CZE)	 ŠABÍK Ľuboš (SVK)



## LIQUI MOLY BERG CUP 2012


XXXI. MANN FILTER - Zámecký vrch 2012, 5.5.2012



Náměšť n. Oslavou (CZ), 4.- 6. 5. 2012



Junior Trophy





Jury / Competition Management		Hill Data	
Chief of Competition	RYBNÍČEK Ivan (CZE)	Start Altitude	374 m
Race Director	RYBNÍČEK Ivan (CZE)	Finish Altitude	470 m
Vice chairman	ŠIROKÁ Riana (CZE)	Vertical Drop	96 m
Sport Marshal IHA	KADLEC Jaroslav (CZE)	Course Length	2030 m
Technical Marshal IHA	BARTL Miroslav (CZE)	Min course Width	6 m
		Count of right-hand bend	
		Count of left-hand bend	
		Hill Record	2005, KRÁMSKÝ Otakar Osella PA 20 BMW: 54.25

Rank	№	Driver Entrant	Country Bird	Car Class	Qualification				RACE				Diff. Prev.	TIME Speed (km/h)
					20 m	100 m	1050m	Time	20m	100m	1050m	Time		
1.	199	<b>FIRTL Stanislav</b> nejml. Kyjov	CZ 1991	Škoda Octavia TDi E1-2000	2.86 2.76	6.35 6.27	45.82 44.05	1:15.31 (27./3.) 1:12.76 (30./4.)	2.63 2.67	6.04 6.10	43.47 43.30	1:11.21 (30./5.) 1:10.78 (31./5.)		<b>2:21.99 (5.)</b> 102,937
2.	389	<b>ZIMÁK Martin</b> Holešov	CZ 1989	Citroën Saxo S1-1600	2.78 2.62	6.28 6.16	45.82 44.12	1:15.83 (34./1.) 1:12.80 (33./1.)	2.51 2.52	5.99 6.17	43.28 43.47	1:11.27 (31./1.) 1:11.15 (34./1.)	+0,430 +0,430	<b>2:22.42 (1.)</b> 102,626
3.	197	<b>BARAN Pavel</b> Újez nad lesy	CZ 1991	Renault Clio Sport E1-2000	2.59 2.57	6.37 6.16	49.18 46.41	1:19.99 (52./6.) 1:16.17 (50./6.)	2.52 2.56	6.08 5.98	45.76 45.57	1:15.14 (54./9.) 1:14.89 (58./10.)	+8,040 +7,610	<b>2:30.03 (10.)</b> 97,421
4.	481	<b>CHYTIL Ondřej</b> Martin Chytil	CZ 1991	Škoda 130 L HA1-1300	2.94 2.89	6.94 6.98	49.27 48.15	1:23.65 (65./5.) 1:20.64 (69./5.)	2.80 2.60	7.04 6.51	48.68 46.71	1:20.45 (74./6.) 1:18.06 (71./5.)	+16,520 +8,480	<b>2:38.51 (6.)</b> 92,209
5.	363	<b>KŘIVKA Tomáš</b> Křivka Motorsport	CZ 1992	Renault Clio Sport S1-2000	2.87 2.65	6.80 6.40	52.13 49.53	1:27.16 (73./7.) 1:25.77 (77./7.)	2.67 2.71	6.36 6.58	49.72 49.07	1:22.85 (77./7.) 1:22.21 (76./7.)	+23,070 +6,550	<b>2:45.06 (7.)</b> 88,550
6.	475	<b>BARICA Jan jun.</b> Rezmont Racing	CZ 1993	Subaru Impreza HA1-1300	2.52 2.41	6.56 6.36	52.71 49.93	1:30.27 (78./9.) 1:23.44 (74./9.)	2.48 2.45	6.45 6.39	50.11 50.08	1:22.70 (76./7.) 1:22.92 (77./7.)	+23,630 +0,560	<b>2:45.62 (7.)</b> 88,250

Rank	№	Driver Entrant	Country Bird	Car Class	Qualification			RACE			Diff. Prev.	TIME Speed (km/h)
					20 m	100 m	1050m	Time	20m	100m		

Competition / Weather Information									
Qualification					RACE				
	Time	Weather	Temp. (°C)			Time	Weather	Temp. (°C)	
			Air	Road				Air	Road
1st Round	8:30: - 10:23	Sunny	16	12	1st Round	13:08 - 14:24	Sunny	25	20
2nd Round	10:46 - 12:03	Sunny	22	18	2nd Round	14:49 - 16:05	Sunny	26	22
					3rd Round	-			

Statistics										
		Time			Speed (km/h)			Competitors / Nations		
		Min	Max	Avg.	Max	Min	Avg.	in start list	started	with results
Qualification	1st Round	1:01.110	2:20.520	1:18.536	119,588	52,007	93,053	92/5	86/5	82/5
	2nd Round	59.750	1:37.450	1:15.006	122,310	74,992	97,432	92/5	84/5	82/5
RACE	1st Round	58.520	1:33.880	1:13.761	124,880	77,844	99,076	92/5	86/5	86/5
	2nd Round	57.490	1:45.300	1:13.287	127,118	69,402	99,717	92/5	85/5	85/5
	3rd Round							92/5	0/5	0/0

Race Director	Sport Marshal IHA	Main Timekeeper
RYBNÍČEK Ivan (CZE)	 KADLEC Jaroslav (CZE)	 ŠABÍK Ľuboš (SVK)


## LIQUI MOLY BERG CUP 2012

### XXXI. MANN FILTER - Zámecký vrch 2012

4.- 6. 5. 2012



Czech Trophy



Jury / Competition Management		Hill Data	
Chief of Competition	RYBNÍČEK Ivan (CZE)	Start Altitude	374 m
Race Director	RYBNÍČEK Ivan (CZE)	Finish Altitude	470 m
Vice chairman	ŠIROKÁ Riana (CZE)	Vertical Drop	96 m
Sport Marshal IHA	KADLEC Jaroslav (CZE)	Course Length	2030 m
Technical Marshal IHA	BARTL Miroslav (CZE)	Min course Width	6 m
		Count of right-hand bend	
		Count of left-hand bend	
		Hill Record	2005, KRÁMSKÝ Otakar Osella PA 20 BMW: 54.25

Rank	№	Driver Entrant	Country Bird	Car Class	Qualification				RACE				Diff. Prev.	TIME Speed (km/h)
					20 m	100 m	1050m	Time	20m	100m	1050m	Time		
1.	1	<b>KOMÁREK David</b> Liqui Moly Komvet Racing	CZ 1975	Norma M20F E2/C+2000	1.80 1.86	4.24 4.30	37.19 35.71	1:02.37 (2./1.) 1:00.04 (2./1.)	1.84 1.90	4.28 4.35	34.80 34.47	58.52 (1./1.) 57.49 (1./1.)		<b>1:56.01 (1.)</b> 125,989
2.	3	<b>RYBNÍČEK Marek</b> Liqui Moly Komvet Racing	CZ 1980	Mitsubishi Eclipse Evo 650 E2SH	1.80 1.75	4.21 4.12	36.71 36.33	1:01.11 (1./1.) 59.75 (1./1.)	1.74 1.73	4.16 4.07	36.70 36.23	59.61 (2./1.) 59.50 (2./1.)	+ +	<b>1:59.11 (1.)</b> 122,710
3.	9	<b>TRNKA Jakub</b> Liqui Moly Komvet Racing	CZ 1982	Norma M20F E2/C-2000	1.94 1.95	4.54 4.55	38.39 38.94	1:03.99 (4./1.) 1:03.74 (6./2.)	2.02 1.98	4.65 4.57	37.17 36.01	1:01.19 (3./1.) 59.60 (3./1.)	+ +	<b>2:00.79 (1.)</b> 121,003
4.	4	<b>NOVICKÝ Michal</b> REC	CZ 1977	Reynard 032 F3 E2/C-2000	1.98 2.03	4.81 4.83	39.53 37.93	1:05.48 (7./2.) 1:02.20 (3./1.)	1.97 2.01	4.77 4.78	37.57 37.74	1:01.74 (4./2.) 1:01.46 (4./2.)	+ +	<b>2:03.20 (2.)</b> 118,636
5.	6	<b>ŠPALEK Jiří</b> Liqui Moly Komvet Racing	CZ 1972	Mitsubishi Lancer WRC 05 E1+2000/4WD	2.08 1.99	4.83 4.65	39.01 38.10	1:03.68 (3./1.) 1:02.78 (4./1.)	1.97 2.08	4.66 4.77	37.98 37.68	1:01.84 (5./1.) 1:01.50 (5./1.)	+ +	<b>2:03.34 (1.)</b> 118,502
6.	8	<b>ŠUBERT Drahošlav</b> Liqui Moly Komvet Racing	CZ 1972	Mitsubishi Lancer Evo IX S1+2000/4WD	2.17 2.10	5.27 5.06	40.33 38.97	1:05.22 (6./1.) 1:03.01 (5./1.)	1.95 1.92	4.79 4.74	38.59 38.03	1:02.24 (6./1.) 1:01.69 (7./1.)	+ +	<b>2:03.93 (1.)</b> 117,938
7.	2	<b>MLEJNEK Aleš</b> REC	CZ 1967	E2/C+2000	1.95 1.95	4.91 5.35	38.91	1:04.91 (5./2.) - DNF -	1.95 1.94	4.72 4.64	37.93 36.79	1:03.24 (7./2.) 1:01.59 (6./2.)	+ +	<b>2:04.83 (2.)</b> 117,087
8.	262	<b>HUDEC Martin</b> MH Racing	CZ 1980	Mitsubishi Lancer Evo VIII NA+2000	2.20	5.23	41.06	- DNS - 1:08.41 (11./2.)	2.07 2.03	5.03 4.97	39.85 39.91	1:06.05 (8./1.) 1:05.90 (9./2.)	+ +	<b>2:11.95 (1.)</b> 110,769
9.	261	<b>PEŠL Jaroslav</b> MH Racing	CZ 1980	Mitsubishi Lancer Evo 8 NA+2000	1.96 2.15	4.83 5.11	41.40 40.71	1:09.23 (10./1.) 1:07.47 (9./1.)	2.01 1.97	4.87 4.83	40.13 40.22	1:06.77 (11./2.) 1:05.82 (8./1.)	+ +	<b>2:12.59 (2.)</b> 110,235
10.	10	<b>STEHLÍK Karel</b> KV Motorsport Team	CZ 1980	Mitsubishi Lancer Evo IX S1+2000/4WD	2.05 2.01	5.19 5.08	44.90 42.45	1:13.05 (19./6.) 1:10.01 (19./5.)	2.13 2.18	5.23 5.27	41.12 41.04	1:06.98 (12./4.) 1:07.08 (14./3.)	+ +	<b>2:14.06 (3.)</b> 109,026
11.	204	<b>STANĚK Vojtěch</b> Liqui Moly Komvet Racing	CZ 1974	Peugeot 106 maxi E1-1600	2.48 2.60	5.77 5.87	41.66 41.57	1:09.32 (12./1.) 1:07.67 (10./1.)	2.50 2.43	5.70 5.62	40.78 40.82	1:07.12 (13./1.) 1:07.03 (13./1.)	+ +	<b>2:14.15 (1.)</b> 108,953
12.	95	<b>KOLBÁBEK Radek</b> Lemurs Racing Team	CZ 1973	Ford Sierra 4000 E2SH	1.96 1.95	5.03 5.01	41.44 40.75	1:10.37 (13./2.) 1:08.63 (13./2.)	1.91 1.98	4.97 5.07	40.51 40.21	1:07.76 (14./2.) 1:07.32 (15./2.)	+ +	<b>2:15.08 (2.)</b> 108,203


Rank	No	Driver Entrant	Country Bird	Car Class	Qualification				RACE				Diff. Prev.	TIME Speed (km/h)
					20 m	100 m	1050m	Time	20m	100m	1050m	Time		
13.	321	<b>HAVLÍČEK Luboš</b> A.M.S.R.T.	CZ 1978	Mitsubishi Lancer Evo VIII S1+2000/4WD	2.03 2.06	5.15 5.15	40.65 40.08	1:07.67 (9./2.) 1:06.27 (7./2.)	2.05 2.07	5.09 5.31	40.14 42.63	1:06.39 (9./2.) 1:08.92 (23./5.)	+ +	<b>2:15.31 (4.)</b> 108,019
14.	189	<b>BOHÁČ Milan</b> Lemurs Racing Team	CZ 1957	Renault Clio E1-2000	2.59 2.48	5.75 5.60	43.76 42.38	1:12.42 (17./1.) 1:09.81 (16./2.)	2.51 2.48	5.69 5.60	41.72 41.37	1:08.50 (17./1.) 1:07.82 (17./1.)	+ +	<b>2:16.32 (1.)</b> 107,218
15.	5	<b>ZMEŠKAL Miloš</b> Zmeškalmotorsport	CZ 1957	Ralt RT 32 HA2	2.04 1.87	5.02 4.56	45.69 42.64	1:15.78 (33./1.) 1:09.86 (17./1.)	1.91 1.91	4.66 4.62	42.64 41.35	1:09.59 (22./1.) 1:06.87 (12./1.)	+ +	<b>2:16.46 (1.)</b> 107,108
16.	183	<b>NEVESELÝ Radek</b> Nevik-racer	CZ 1981	Škoda Octavia E1-2000	2.48 2.45	5.64 5.57	43.99 41.95	1:14.68 (24./2.) 1:09.41 (15./1.)	2.43 2.45	5.56 5.64	40.93 41.25	1:08.86 (19./2.) 1:08.13 (19./2.)	+ +	<b>2:16.99 (2.)</b> 106,694
17.	120	<b>DOSEDL Dušan</b> DK Mont	CZ 1972	Subaru impreza WRX STI N14 E1+2000/4WD	2.38 2.12	5.54 4.96	46.80 42.62	1:15.90 (37./4.) 1:10.07 (20./2.)	2.27 2.16	5.10 4.94	42.15 41.63	1:09.31 (20./2.) 1:08.62 (21./3.)	+ +	<b>2:17.93 (2.)</b> 105,967
18.	324	<b>MEIXNER Richard</b> Liqui Moly Komvet Racind	CZ 1975	Mitsubishi Lancer EVO VIII S1+2000/4WD	2.23 2.10	5.49 5.21	44.27 43.99	1:14.42 (23./7.) 1:11.90 (28./8.)	2.15 2.13	5.39 5.81	41.86 42.81	1:08.36 (16./5.) 1:09.68 (26./6.)	+ +	<b>2:18.04 (6.)</b> 105,882
19.	187	<b>SATEK Jakub</b> REC	CZ 1984	Honda Civic Type R E1-2000	2.81 2.60	6.13 5.90	46.80 43.99	1:15.65 (31./4.) 1:11.10 (24./3.)	2.65 2.68	5.96 5.97	43.27 42.67	1:09.59 (22./3.) 1:08.77 (22./3.)	+ +	<b>2:18.36 (3.)</b> 105,637
20.	442	<b>NĚMEC Petr</b> nc power	CZ 1968	Lada 2105 VFTS HA1-2000	2.42 2.43	5.94 5.89	45.07 43.36	1:13.83 (21./1.) 1:11.46 (26./1.)	2.33 2.38	5.80 5.77	42.79 42.63	1:09.96 (26./1.) 1:09.39 (25./1.)	+ +	<b>2:19.35 (1.)</b> 104,887
21.	180	<b>MITÁNEK Petr</b> DKP Racing	CZ 1979	Opel Astra GSi E1-2000	2.94	6.50		- DNF - - DNS -	2.56 2.62	5.92 6.03	43.42 43.39	1:10.43 (28./4.) 1:10.08 (28./4.)	+ +	<b>2:20.51 (4.)</b> 104,021
22.	373	<b>LOUBAL Lubomír</b> Kovalovice	CZ 1982	VW Golf 4 TDi S1-2000	3.61 3.21	7.51 6.36	46.80 44.00	1:15.86 (35./2.) 1:11.72 (27./1.)	2.79 2.81	6.38 6.39	43.61 43.95	1:10.32 (27./1.) 1:11.06 (33./1.)	+ +	<b>2:21.38 (1.)</b> 103,381
23.	199	<b>FIRTL Stanislav nejml.</b> Kyjov	CZ 1991	Škoda Octavia TDi E1-2000	2.86 2.76	6.35 6.27	45.82 44.05	1:15.31 (27./3.) 1:12.76 (30./4.)	2.63 2.67	6.04 6.10	43.47 43.30	1:11.21 (30./5.) 1:10.78 (31./5.)	+ +	<b>2:21.99 (5.)</b> 102,937
24.	322	<b>ČEPIČKA Vlastimil</b> Šternberk	CZ 1962	Mitsubishi Lancer Evo X S1+2000/4WD	2.07 2.01	5.06 5.04	44.17 43.71	1:12.93 (18./5.) 1:11.11 (25./7.)	2.07 2.04	5.10 5.11	44.60 43.70	1:12.04 (34./8.) 1:10.33 (29./7.)	+ +	<b>2:22.37 (8.)</b> 102,662
25.	389	<b>ZIMÁK Martin</b> Holešov	CZ 1989	Citroën Saxo S1-1600	2.78 2.62	6.28 6.16	45.82 44.12	1:15.83 (34./1.) 1:12.80 (33./1.)	2.51 2.52	5.99 6.17	43.28 43.47	1:11.27 (31./1.) 1:11.15 (34./1.)	+ +	<b>2:22.42 (1.)</b> 102,626
26.	190	<b>PIEKARZ Antonín</b> DKP Racing	CZ 1957	Opel Astra GSi E1-2000				- DNS - - DNS -	2.68 2.76	6.14	43.92 44.16	1:11.85 (33./6.) 1:12.45 (39./8.)	+ +	<b>2:24.30 (6.)</b> 101,289
27.	284	<b>PFEIFER Bohumil</b> Brno	CZ 1973	Škoda Fabia E1-2000	2.93 2.99	6.26 6.48	47.75 46.09	1:18.77 (50./2.) 1:14.52 (42./2.)	2.88 2.69	6.23 5.96	45.58 43.94	1:13.37 (46./2.) 1:11.01 (32./6.)	+ +	<b>2:24.38 (7.)</b> 101,233
28.	195	<b>ZEMÁNEK Jaroslav</b> Tišnov	CZ 1984	Fiat Punto JTD E1-2000	2.60	6.24		- DNF - - DNS -	2.53 2.65	6.31 6.24	43.82 43.50	1:13.13 (44./8.) 1:12.00 (36./7.)	+ +	<b>2:25.13 (8.)</b> 100,710
29.	241	<b>ŠRAHŮLEK Petr</b> JPMotorsport	CZ 1973	Škoda 130RS Evo1 E1-1400	2.44 2.44	5.89 5.93	45.45 46.85	1:15.64 (30./3.) 1:20.06 (66./6.)	2.34 2.38	5.73 5.78	44.12 43.58	1:13.05 (42./2.) 1:12.33 (38./1.)	+ +	<b>2:25.38 (1.)</b> 100,537
30.	112	<b>CICHÁ Veronika</b> KV Motorsport Team	CZ 1987	Mitsubishi Lancer Evo IV E1+2000/4WD	1.85 1.98	4.91 5.15	46.78 45.54	1:16.84 (44./5.) 1:14.67 (43./3.)	1.88	4.89	44.45 44.38	1:12.78 (38./3.) 1:12.76 (42./4.)	+ +	<b>2:25.54 (3.)</b> 100,426
31.	245	<b>ŽÁK Josef</b> DK Mont	CZ 1953	Škoda 100 E1-1400	2.38 2.34	5.92 5.77	45.30 44.50	1:15.36 (28./2.) 1:13.27 (34./1.)	2.32 2.30	5.83 5.75	44.15 44.14	1:13.09 (43./3.) 1:12.50 (40./2.)	+ +0,050	<b>2:25.59 (2.)</b> 100,392
32.	238	<b>STUDENÝ Lukáš</b> Alcore motorsport	CZ 1980	Škoda 110R E1-1400	2.56 2.45	6.06 5.90	45.25 44.58	1:15.90 (37./4.) 1:14.18 (40./2.)	2.51 2.52	6.00 5.97	44.48 43.90	1:13.01 (41./1.) 1:12.61 (41./3.)	+ +	<b>2:25.62 (3.)</b> 100,371
33.	369	<b>ŘEHÁK Matěj</b> Rožnov pod Radhoštěm	CZ 1988	Honda Civic Type-R S1-2000	2.75 2.56	6.39 6.09	47.85 44.70	1:18.37 (49./4.) 1:13.43 (35./2.)	2.62 2.61	6.05 6.02	44.27 45.22	1:12.10 (36./3.) 1:13.57 (45./3.)	+ +	<b>2:25.67 (2.)</b> 100,336
34.	299	<b>PILAŘ Rostislav</b> Lemurs Racing Team	CZ 1960	Ford Escort RS 2000 NA-2000	2.65 2.64	6.12 6.12	44.91 44.38	1:14.29 (22./1.) 1:12.78 (32./1.)	2.78 2.60	6.45 6.01	44.71 44.70	1:12.94 (40./1.) 1:13.03 (43./1.)	+ +	<b>2:25.97 (1.)</b> 100,130
35.	367	<b>DANIEL Antonín</b> AMK Masarykův okruh	CZ 1957	Honda Civic Type R S1-2000	2.58 2.51	6.10 6.02	45.20 44.42	1:15.20 (26./1.) 1:14.98 (44./5.)	2.53 2.55	6.05	44.74 44.92	1:13.16 (45./4.) 1:13.26 (44./2.)	+ +	<b>2:26.42 (3.)</b> 99,822
36.	202	<b>MACEK Vojtěch</b> Motokáry Bruntál	CZ 1946	Škoda 110R 1500 E1-1600	2.30 2.35	5.86 5.91	45.05 44.85	1:15.73 (32./2.) 1:13.78 (37./3.)	2.35 2.31	5.94 5.79	44.72 44.03	1:14.32 (50./3.) 1:12.20 (37./2.)	+ +	<b>2:26.52 (2.)</b> 99,754
37.	170	<b>SOUČEK Jan</b> JS racing TEAM	CZ 1977	Ford Focus RS-12 E1-2000	2.70 2.71	6.07 6.02	45.46 43.88	1:15.87 (36./5.) 1:13.78 (37./5.)	2.65 2.59	5.90 5.85	43.69 43.10	1:12.59 (37./7.) 1:13.99 (50./9.)	+ +	<b>2:26.58 (9.)</b> 99,713
38.	213	<b>MEDUNA Jiří</b> Udelejsisamsport	CZ 1986	Peugeot 106 E1-1600	2.57 2.48	6.16 5.95	47.20 44.50	1:16.78 (43./3.) 1:12.76 (30./2.)	2.75 2.58	6.38 6.18	43.76 45.66	1:12.89 (39./2.) 1:13.97 (49./3.)	+ +	<b>2:26.86 (3.)</b> 99,523

Rank	№	Driver Entrant	Country Bird	Car Class	Qualification				RACE				Diff. Prev.	TIME Speed (km/h)
					20 m	100 m	1050m	Time	20m	100m	1050m	Time		
39.	366	<b>WINTER Jaroslav</b> DKP Racing	CZ 1959	Honda Civic Type R S1-2000	2.64 2.60	6.18 6.10	45.79 44.96	1:16.25 (39./3.) 1:14.28 (41./4.)	2.53 2.56	6.06 6.11	44.76 45.19	1:14.18 (49./5.) 1:13.86 (48./4.)	+ +	<b>2:28.04 (4.)</b> 98,730
												-DNS-		
40.	491	<b>DOKOUPIL Roman</b> R9Team	CZ 1976	Škoda 130 RS HA1-1300	2.38 2.37	6.09 6.03	45.74 45.02	1:16.59 (42./1.) 1:15.00 (45./1.)	2.40 2.34	6.05 5.91	44.85 44.60	1:14.71 (52./1.) 1:13.61 (46./1.)	+ +	<b>2:28.32 (1.)</b> 98,544
												-DNS-		
41.	388	<b>ÁZSÓTH Ladislav</b> DECAM Motorsport	CZ 1959	Citroën Saxo S1-1600	2.69 2.64	6.45 6.35	47.03 45.38	1:17.84 (48./2.) 1:15.05 (47./2.)	2.56 2.65	6.26 6.39	44.82 45.31	1:14.17 (48./2.) 1:14.71 (57./3.)	+ +	<b>2:28.88 (2.)</b> 98,173
												-DNS-		
42.	434	<b>MACHÁČEK Petr</b> Lancia D-Team	CZ 1962	Lancia Delta Integrale HA1+2000	3.22 2.41	7.34 5.87	49.98 46.92	1:22.61 (62./3.) 1:16.98 (54./2.)	2.37 2.34	5.81 5.73	45.81 44.96	1:15.36 (56./1.) 1:14.22 (52./2.)	+ +	<b>2:29.58 (1.)</b> 97,714
												-DNS-		
43.	250	<b>PLEVA Martin</b> AMK Vrbno pod Pradědem	CZ 1979	Škoda 120S 1400 E1-1400	2.42 2.42	6.00 6.00	46.07 44.89	1:17.72 (47./5.) 1:15.04 (46./3.)	2.33 2.37	5.90 6.00	44.67 44.95	1:15.16 (55./4.) 1:14.54 (54./4.)	+ +	<b>2:29.70 (4.)</b> 97,635
												-DNS-		
44.	197	<b>BARAN Pavel</b> Újez nad lesy	CZ 1991	Renault Clio Sport E1-2000	2.59 2.57	6.37 6.16	49.18 46.41	1:19.99 (52./6.) 1:16.17 (50./6.)	2.52 2.56	6.08 5.98	45.76 45.57	1:15.14 (54./9.) 1:14.89 (58./10.)	+ +	<b>2:30.03 (10.)</b> 97,421
												-DNS-		
45.	249	<b>STEJSKAL Bronislav</b> Czech-Pro Racing Team	CZ 1977	Škoda Felicia Kit Car E1-1400	2.84 2.63	6.77 6.43	49.62 47.39	1:20.69 (56./6.) 1:17.19 (55./4.)	2.72 2.75	6.44 6.49	46.21 45.98	1:15.70 (58./5.) 1:15.69 (62./6.)	+ +	<b>2:31.39 (5.)</b> 96,545
												-DNS-		
46.	485	<b>MATUŠEK Lukáš</b> PM autosport	CZ 1986	Škoda 130 RS HA1-1300	2.33 2.23	5.99 5.83	47.54 45.64	1:19.29 (51./2.) 1:16.78 (53./2.)	2.24 2.24	5.77 5.79	45.34 44.72	1:16.17 (60./2.) 1:15.26 (60./2.)	+ +	<b>2:31.43 (2.)</b> 96,520
												-DNS-		
47.	437	<b>MATĚJKA Miroslav</b> MMotorsport	CZ 1971	Lancia Delta HF integrale HA1+2000	2.46 2.35	5.90 5.57	49.16 46.15	1:20.88 (57./1.) 1:15.79 (49./1.)	2.84 2.46	6.39 5.81	47.14 44.83	1:17.43 (64./2.) 1:14.09 (51./1.)	+ +	<b>2:31.52 (2.)</b> 96,463
												-DNS-		
48.	360	<b>SLOVÁČEK Michal</b> Lemurs Racing Team	CZ 1968	Honda Civic Type R S1-2000	2.69 2.65	6.23 6.18	55.74 44.08	1:25.61 (69./5.) 1:13.83 (39./3.)	2.59 2.57	6.07 6.06	43.12 43.55	1:12.08 (35./2.) 1:19.87 (74./6.)	+ +	<b>2:31.95 (5.)</b> 96,190
												-DNS-		
49.	169	<b>DIVIŠOVÁ Alexandra</b> Alex Racing Team	CZ 1977	Renault Clio Sport E1-2000	2.86 2.73	6.64 6.29	49.51 47.29	1:20.53 (55./7.) 1:17.78 (59./7.)	2.72 2.70	6.24 6.09	46.56 46.28	1:16.30 (61./10.) 1:16.20 (64./11.)	+ +	<b>2:32.50 (11.)</b> 95,843
												-DNS-		
50.	343	<b>KLUKAN Radek</b> Lemurs Racing Team	CZ 1973	BMW M3 S1+2000/2WD	2.79 2.65	6.59 6.45	47.83 48.22	1:20.12 (53./1.) 1:17.95 (60./1.)	2.74 2.57	6.47 6.25	47.41 47.04	1:16.73 (63./1.) 1:16.25 (65./1.)	+ +0,480	<b>2:32.98 (1.)</b> 95,542
												-DNS-		
51.	132	<b>KRETZ Michal</b> KLM motorsport	CZ 1980	Škoda Fabia 2000 RS E1+2000/2WD	3.16 2.77	8.75 6.37	1:11.98 46.67	- DNF - 1:17.68 (58./2.)	2.66 2.69	6.21 6.32	45.81 46.01	1:17.79 (68./2.) 1:16.29 (66./2.)	+ +	<b>2:34.08 (2.)</b> 94,860
												-DNS-		
52.	390	<b>MÁLEK Dan</b> Málek-motorsport	CZ 1976	Škoda Felicia S1-1600	2.78 2.71	6.76 6.60	49.18 48.26	1:21.40 (58./4.) 1:19.03 (62./4.)	2.65 2.68	6.56 6.58	47.34 47.16	1:17.72 (67./4.) 1:17.31 (67./4.)	+ +	<b>2:35.03 (4.)</b> 94,279
												-DNS-		
53.	484	<b>ZELENÝ Milan</b> Historic Racing Club Jihlava	CZ 1984	Škoda 130 LR/A HA1-1300	2.70 2.48	6.62 6.27	49.64 46.70	1:22.88 (63./4.) 1:18.12 (61./3.)	2.49 2.48	6.39 6.26	46.55 46.23	1:17.93 (69./3.) 1:17.41 (68./3.)	+ +	<b>2:35.34 (3.)</b> 94,090
												-DNS-		
54.	490	<b>TEYSCHL Otakar</b> Brno	CZ 1982	Britax Cooper HA1-1300	2.92 2.69	6.86 6.48	49.92 48.06	1:22.54 (60./3.) 1:19.45 (64./4.)	2.74 2.70	6.48 6.39	47.66 46.47	1:18.95 (72./5.) 1:17.70 (70./4.)	+ +	<b>2:36.65 (4.)</b> 93,304
												-DNS-		
55.	499	<b>PLEVA Leopold</b> AMK Vrbno pod Pradědem	CZ 1947	Škoda 100 HA1-1300	2.88 2.65	7.06 6.64	52.56 49.90	1:25.54 (67./6.) 1:21.60 (72./6.)	2.55 2.62	6.45 6.56	48.78 48.06	1:18.92 (71./4.) 1:18.39 (72./6.)	+ +	<b>2:37.31 (5.)</b> 92,912
												-DNS-		
56.	385	<b>SYTAŘ Petr</b> Strážovice	CZ 1977	Opel Corsa 1,6 S1-1600	2.87 2.77	6.91 6.75	51.97 49.61	1:25.54 (67./5.) 1:21.17 (71./5.)	2.74 2.74	6.67 6.66	48.88 48.49	1:19.28 (73./5.) 1:18.57 (73./5.)	+ +	<b>2:37.85 (5.)</b> 92,594
												-DNS-		
57.	481	<b>CHYTILOV Ondřej</b> Martin Chytil	CZ 1991	Škoda 130 L HA1-1300	2.94 2.89	6.94 6.98	49.27 48.15	1:23.65 (65./5.) 1:20.64 (69./5.)	2.80 2.60	7.04 6.51	48.68 46.71	1:20.45 (74./6.) 1:18.06 (71./5.)	+ +	<b>2:38.51 (6.)</b> 92,209
												-DNS-		
58.	151	<b>NOVOTNÝ David</b> DMN racing team	CZ 1983	Škoda Favorit Turbo E1+2000/2WD	2.79 2.61	6.34 6.12	51.38 49.32	1:23.29 (64./2.) 1:20.95 (70./3.)	2.69 2.57	6.18 6.08	50.79 49.04	1:23.46 (78./3.) 1:20.68 (75./3.)	+ +	<b>2:44.14 (3.)</b> 89,046
												-DNS-		
59.	363	<b>KŘIVKA Tomáš</b> Křivka Motorsport	CZ 1992	Renault Clio Sport S1-2000	2.87 2.65	6.80 6.40	52.13 49.53	1:27.16 (73./7.) 1:25.77 (77./7.)	2.67 2.71	6.36 6.58	49.72 49.07	1:22.85 (77./7.) 1:22.21 (76./7.)	+ +	<b>2:45.06 (7.)</b> 88,550
												-DNS-		
60.	475	<b>BARICA Jan jun.</b> Rezmont Racing	CZ 1993	Subaru Impreza HA1-1300	2.52 2.41	6.56 6.36	52.71 49.93	1:30.27 (78./9.) 1:23.44 (74./9.)	2.48 2.45	6.45 6.39	50.11 50.08	1:22.70 (76./7.) 1:22.92 (77./7.)	+ +	<b>2:45.62 (7.)</b> 88,250
												-DNS-		
61.	397	<b>KAŠPAR Vilém</b> kuroslepy	CZ 1983	ford fiesta S1-1600	2.81 2.66	7.01 6.82	52.53 51.72	1:27.72 (74./7.) 1:25.48 (76./6.)	2.67 2.63	6.85 6.78	51.36 50.68	1:23.98 (80./6.) 1:23.03 (78./6.)	+ +	<b>2:47.01 (6.)</b> 87,516
												-DNS-		
62.	455	<b>PERDOCH Stanislav</b> Bruntál	CZ 1952	Honda CRX 1500i HA1-2000	2.88 2.92	7.06 7.05	52.03 50.28	1:26.05 (70./4.) 1:23.44 (74./5.)	2.90 3.01	6.96 7.20	50.17 51.98	1:23.52 (79./5.) 1:24.86 (80./5.)	+ +	<b>2:48.38 (5.)</b> 86,804
												-DNS-		
63.	415	<b>PARČ Milan</b> Praha 4	CZ 1942	MTX 1-01 HA2	2.58 2.37	7.05 6.82	55.16 49.53	1:29.44 (77./2.) 1:22.84 (73./2.)	2.41 2.52	6.58 6.60	51.13 50.91	1:25.26 (82./2.) 1:23.98 (79./2.)	+ +	<b>2:49.24 (2.)</b> 86,363
												-DNS-		
64.	398	<b>CAKL Filip</b> Kralice	CZ 1985	Ford Fiesta S1-1600	2.66 2.64	6.86 6.85	51.36 51.63	1:26.97 (72./6.) 1:26.44 (78./7.)	2.68 2.65	6.93 6.93	51.02 50.84	1:24.87 (81./7.) 1:25.15 (81./7.)	+ +	<b>2:50.02 (7.)</b> 85,966
												-DNS-		

Rank	№	Driver Entrant	Country Bird	Car Class	Qualification				RACE				Diff. Prev.	TIME Speed (km/h)
					20 m	100 m	1050m	Time	20m	100m	1050m	Time		
65.	155	<b>DUCHOŇ Oldřich</b> Auto Duchoň racing team	CZ 1962	BMW 325 coupe E36 E1+2000/2WD	2.86 3.30	7.73 8.20	55.87 55.80	1:31.40 (79./3.) 1:30.83 (79./4.)	2.76 3.04	7.18 7.34	52.91 53.21	1:26.76 (83./4.) 1:26.92 (82./4.)	+ +	<b>2:53.68 (4.)</b> 84,155
66.	257	<b>MALEŇÁK Dušan</b> AMK Masarykův okruh	CZ 1977	Škoda 130 E1-1400	2.77 2.44	7.09 6.27	55.55 48.21	1:29.15 (76./8.) 1:20.42 (68./7.)	2.67 2.59	6.90 6.49	49.53 1:12.40	1:20.97 (75./7.) 1:45.30 (85./7.)	+ +	<b>3:06.27 (7.)</b> 78,467
67.	476	<b>STRYJA Jaroslav</b> PM autosport	CZ 1962	Škoda 120LS MTX Rally HA1-1300	2.86 2.77	7.00	59.09 59.99	1:37.75 (80./7.) 1:37.45 (82./9.)	2.60 2.45	6.76 6.43	56.69 56.80	1:33.88 (86./10.) 1:33.92 (84./9.)	+ +	<b>3:07.80 (9.)</b> 77,827
	7	<b>ZEMAN Martin</b> Liqui Moly Komvet Racing	CZ 1974	Mitsubishi Lancer EVO VI E1+2000/4WD	2.05 2.15	4.90 4.90	40.58 42.65	1:06.16 (8./2.) - DNF -	2.10	5.03	41.15	1:06.67 (11./2.)	- DNS - - DNS -	- DNF -
	486	<b>ŠVÁB Petr</b> Sloup	CZ 1971	Škoda 120 HA1-1300	2.91 2.89	7.44 7.51	1:10.39 56.51	2:20.52 (82./9.) 1:33.06 (80./7.)	2.90	7.37	55.02	1:30.47 (84./8.)	- DNS - - DNS -	- DNF -
	420	<b>JELÍNEK Libor</b> REC	CZ 1949	BMW HA1+2000	2.40 2.44	7.40 6.22	- DNF - 47.65	- DNF - 1:19.73 (65./4.)	2.45	6.13	46.40	1:17.64 (66./3.)	- DNS - - DNS -	- DNF -
	260	<b>PETRLÍK Tomáš</b> MKT Motorsport	CZ 1982	Mitsubishi Lancer Evo 8 E1-1400	2.28	5.36	43.82	1:11.90 (16./1.) - DNS -				- DNS - - DNS -	- DNF -	

Competition / Weather Information									
Qualification					RACE				
	Time	Weather	Temp. (°C)			Time	Weather	Temp. (°C)	
			Air	Road				Air	Road
1st Round	8:30 - 10:23	Sunny	16	12	1st Round	13:08 - 14:24	Sunny	25	20
2nd Round	10:46 - 12:03	Sunny	22	18	2nd Round	14:49 - 16:05	Sunny	26	22
					3rd Round	-			

Statistics										
		Time			Speed (km/h)			Competitors / Nations		
		Min	Max	Avg.	Max	Min	Avg.	in start list	started	with results
Qualification	1st Round	1:01.110	2:20.520	1:18.536	119,588	52,007	93,053	92/5	86/5	82/5
	2nd Round	59.750	1:37.450	1:15.006	122,310	74,992	97,432	92/5	84/5	82/5
RACE	1st Round	58.520	1:33.880	1:13.761	124,880	77,844	99,076	92/5	86/5	86/5
	2nd Round	57.490	1:45.300	1:13.287	127,118	69,402	99,717	92/5	85/5	85/5
	3rd Round							92/5	0/5	0/0

Race Director  RYBNÍČEK Ivan (CZE)	Sport Marshal IHA  KADLEC Jaroslav (CZE)	Main Timekeeper   ŠABÍK L'uboš (SVK)
--	--	--

## LIQUI MOLY BERG CUP 2012

### XXXI. MANN FILTER - Zámecký vrch 2012

4.- 6. 5. 2012



Slovak Trophy




Jury / Competition Management		Hill Data	
Chief of Competition	RYBNÍČEK Ivan (CZE)	Start Altitude	374 m
Race Director	RYBNÍČEK Ivan (CZE)	Finish Altitude	470 m
Vice chairman	ŠIROKÁ Riana (CZE)	Vertical Drop	96 m
Sport Marshal IHA	KADLEC Jaroslav (CZE)	Course Length	2030 m
Technical Marshal IHA	BARTL Miroslav (CZE)	Min course Width	6 m
		Count of right-hand bend	
		Count of left-hand bend	
		Hill Record	2005, KRÁMSKÝ Otakar Osella PA 20 BMW: 54.25

Rank	№	Driver Entrant	Country Bird	Car Class	Qualification				RACE				Diff. Prev.	TIME Speed (km/h)
					20 m	100 m	1050m	Time	20m	100m	1050m	Time		
1.	333	<b>VAHANČÍK Peter</b> Krupina	SK 1985	Mitsubishi Lancer EVO VIII S1+2000/4WD	2.39 1.96	5.59 4.95	41.75 40.42	1:09.30 (11./3.) 1:07.00 (8./3.)	1.97 2.00	4.96 4.97	40.28 41.05	1:06.72 (10./3.) 1:06.62 (10./2.)		<b>2:13.34 (2.)</b> 109,615
2.	330	<b>HANUŠ Vladimír</b> KV Motorsport Team	SK 1976	Mitsubishi Lancer EVO X S1+2000/4WD	1.94 2.03	4.94 5.10	43.84 42.69	1:11.20 (14./4.) 1:09.99 (18./4.)	2.03 1.98	5.01 4.85	41.88 41.51	1:08.62 (18./6.) 1:07.73 (16./4.)	+3,010 +3,010	<b>2:16.35 (5.)</b> 107,195
3.	129	<b>KOVALČÍK Michal</b> Slovakia Rally System	SK 1990	Škoda Octavia WRC NA+2000	1.97 2.11	4.90 5.03	43.29 42.83	1:11.78 (15./3.) 1:09.12 (14./3.)	2.06 2.04	4.93 4.96	43.14 42.98	1:09.74 (25./3.) 1:09.18 (24./3.)	+5,580 +2,570	<b>2:18.92 (3.)</b> 105,212
4.	131	<b>JUHAS Martin</b> Galanta	SK 1980	BMW M3 E1+2000/2WD	2.54 2.41	5.80 5.62	44.73 42.96	1:13.74 (20./1.) 1:10.64 (22./1.)	2.53 2.42	5.80 5.63	43.05 42.69	1:09.57 (21./1.) 1:09.69 (27./1.)	+5,920 +0,340	<b>2:19.26 (1.)</b> 104,955
5.	335	<b>BARICA Jan</b> Rezmont Racing	SK 1965	Subaru Impreza S1+2000/4WD	2.39 1.99	5.54 5.00	46.09 43.03	1:16.34 (41./8.) 1:11.06 (23./6.)	1.98	4.99	42.31 43.28	1:09.60 (24./7.) 1:10.39 (30./8.)	+6,650 +0,730	<b>2:19.99 (7.)</b> 104,407
6.	61	<b>RÝZEK Milan</b> KV Motorsport Team	SK 1985	FiKS 01 E2/C-1600	2.36 2.43	5.85 5.93	44.19 43.31	1:15.17 (25./1.) 1:12.52 (29./1.)	2.43 2.47	5.92 5.88	42.88 43.81	1:11.81 (32./1.) 1:11.68 (35./1.)	+10,150 +3,500	<b>2:23.49 (1.)</b> 101,861
7.	128	<b>KOVALČÍK Michal jr.</b> Slovakia Rally System	SK 1980	Škoda Octavia WRC NA+2000	1.92 2.09	4.87 4.99	46.75 44.41	1:17.33 (45./6.) 1:13.51 (36./4.)	2.09 2.07	5.12 5.01	45.39 44.88	1:13.99 (47./4.) 1:13.64 (47./4.)	+14,290 +4,140	<b>2:27.63 (4.)</b> 99,004
8.	379	<b>ŠABÍK Martin</b> DECAM Motorsport	SK 1973	Ford Focus S1-2000	2.95 2.89	7.01 6.77	53.49 48.70	1:26.20 (71./6.) 1:19.33 (63./6.)	2.89 2.80	6.55 6.49	47.07 47.22	1:17.59 (65./6.) 1:17.63 (69./5.)	+21,880 +7,590	<b>2:35.22 (6.)</b> 94,163
9.	498	<b>ONDREJKA Ján</b> JOSK Racing team	SK 1953	Škoda 130 RS HA1-1300	2.72 2.55	6.91 6.53	1:03.20 58.06	1:47.74 (81./8.) 1:35.54 (81./8.)	2.50 2.45	6.27 6.22	55.96 54.57	1:33.35 (85./9.) 1:30.69 (83./8.)	+50,700 +28,820	<b>3:04.04 (8.)</b> 79,418
	111	<b>CIKOR Rado</b> Max Motorsport	SK 1971	Mitsubishi Lancer Evolution E1+2000/4WD				- DNS - - DNS -				- DNS - - DNS - - DNS -		- DNF -

Rank	№	Driver Entrant	Country Bird	Car Class	Qualification			RACE			Diff. Prev.	TIME Speed (km/h)
					20 m	100 m	1050m	Time	20m	100m		

Competition / Weather Information									
Qualification					RACE				
	Time	Weather	Temp. (°C)			Time	Weather	Temp. (°C)	
			Air	Road				Air	Road
1st Round	8:30: - 10:23	Sunny	16	12	1st Round	13:08 - 14:24	Sunny	25	20
2nd Round	10:46 - 12:03	Sunny	22	18	2nd Round	14:49 - 16:05	Sunny	26	22
					3rd Round	-			

Statistics										
		Time			Speed (km/h)			Competitors / Nations		
		Min	Max	Avg.	Max	Min	Avg.	in start list	started	with results
Qualification	1st Round	1:01.110	2:20.520	1:18.536	119,588	52,007	93,053	92/5	86/5	82/5
	2nd Round	59.750	1:37.450	1:15.006	122,310	74,992	97,432	92/5	84/5	82/5
RACE	1st Round	58.520	1:33.880	1:13.761	124,880	77,844	99,076	92/5	86/5	86/5
	2nd Round	57.490	1:45.300	1:13.287	127,118	69,402	99,717	92/5	85/5	85/5
	3rd Round							92/5	0/5	0/0

Race Director		Sport Marshal IHA		Main Timekeeper	
RYBNÍČEK Ivan (CZE)		KADLEC Jaroslav (CZE)		 ŠABÍK Ľuboš (SVK)	




## LIQUI MOLY BERG CUP 2012

### XXXI. MANN FILTER - Zámecký vrch 2012

4.- 6. 5. 2012



Poland Trophy




Jury / Competition Management		Hill Data	
Chief of Competition	RYBNÍČEK Ivan (CZE)	Start Altitude	374 m
Race Director	RYBNÍČEK Ivan (CZE)	Finish Altitude	470 m
Vice chairman	ŠIROKÁ Riana (CZE)	Vertical Drop	96 m
Sport Marshal IHA	KADLEC Jaroslav (CZE)	Course Length	2030 m
Technical Marshal IHA	BARTL Miroslav (CZE)	Min course Width	6 m
		Count of right-hand bend	
		Count of left-hand bend	
		Hill Record	2005, KRÁMSKÝ Otakar Osella PA 20 BMW: 54.25

Rank	№	Driver Entrant	Country Bird	Car Class	Qualification				RACE				Diff. Prev.	TIME Speed (km/h)
					20 m	100 m	1050m	Time	20m	100m	1050m	Time		
1.	307	PAROWKA Pan PRT	PL 1980	KTM X - Bow S2	2.40 2.32	5.94 5.34	47.57 43.03	1:16.32 (40./2.) 1:10.31 (21./2.)	2.35 2.33	5.54 5.45	43.68 41.95	1:10.85 (29./2.) 1:08.36 (20./2.)		2:19.21 (2.) 104,992
2.	456	WODNIAK Artur MAAR Motorsport	PL 1972	BMW E30 318iS HA1-2000	2.69 2.55	6.51 6.21	50.64 46.13	1:24.28 (66./3.) 1:15.53 (48./2.)	2.60 2.66	6.31 6.36	45.52 45.80	1:14.64 (51./2.) 1:14.69 (56./3.)	+10,120 +10,120	2:29.33 (2.) 97,877
3.	399	PAŠEK Przemyslaw Akuna Racing Team	PL 1984	Honda Civic S1-1600	2.72 2.56	6.43 6.23	48.88 46.40	1:20.29 (54./3.) 1:16.61 (52./3.)	2.59 2.56	6.36 6.25	46.72 45.72	1:15.57 (57./3.) 1:14.28 (53./2.)	+10,640 +	2:29.85 (3.) 97,538
4.	457	DROMADER MAAR Motorsport	PL 1972	BMW E30 318iS HA1-2000	2.72 2.74	6.44 6.47	53.41 49.74	1:27.83 (75./5.) 1:20.10 (67./4.)	2.73 2.61	6.40	47.45 46.16	1:16.40 (62./4.) 1:14.57 (55./2.)	+11,760 +1,120	2:30.97 (4.) 96,814
5.	244	BORYCKI Damian Euromal Racing Team	PL 1977	Suzuki Swift Ninja E1-1400	2.80 2.77	6.36 6.18	49.89 47.47	1:21.84 (59./7.) 1:17.35 (56./5.)	2.72 2.86	6.15 6.27	46.50 45.98	1:16.05 (59./6.) 1:15.42 (61./5.)	+12,260 +	2:31.47 (6.) 96,494
6.	466	KASZYNSKI Jarek Prosound Racing	PL 1972	BMW HA1+2000	3.26 2.66	7.14 6.03	51.32 47.50	1:22.59 (61./2.) 1:17.41 (57./3.)	2.74 2.87	6.28 6.49	47.27 47.00	1:17.98 (70./4.) 1:15.81 (63./3.)	+14,580 +2,320	2:33.79 (3.) 95,039

Rank	№	Driver Entrant	Country Bird	Car Class	Qualification			RACE			Diff. Prev.	TIME Speed (km/h)
					20 m	100 m	1050m	Time	20m	100m		

Competition / Weather Information									
Qualification					RACE				
	Time	Weather	Temp. (°C)			Time	Weather	Temp. (°C)	
			Air	Road				Air	Road
1st Round	8:30: - 10:23	Sunny	16	12	1st Round	13:08 - 14:24	Sunny	25	20
2nd Round	10:46 - 12:03	Sunny	22	18	2nd Round	14:49 - 16:05	Sunny	26	22
					3rd Round	-			

Statistics										
		Time			Speed (km/h)			Competitors / Nations		
		Min	Max	Avg.	Max	Min	Avg.	in start list	started	with results
Qualification	1st Round	1:01.110	2:20.520	1:18.536	119,588	52,007	93,053	92/5	86/5	82/5
	2nd Round	59.750	1:37.450	1:15.006	122,310	74,992	97,432	92/5	84/5	82/5
RACE	1st Round	58.520	1:33.880	1:13.761	124,880	77,844	99,076	92/5	86/5	86/5
	2nd Round	57.490	1:45.300	1:13.287	127,118	69,402	99,717	92/5	85/5	85/5
	3rd Round							92/5	0/5	0/0

Race Director		Sport Marshal IHA			Main Timekeeper	
RYBNÍČEK Ivan (CZE)		KADLEC Jaroslav (CZE)			 ŠABÍK Ľuboš (SVK)	


## LIQUI MOLY BERG CUP 2012

### XXXI. MANN FILTER - Zámecký vrch 2012

4.- 6. 5. 2012



Austria Trophy




Jury / Competition Management				Hill Data			
Chief of Competition	RYBNÍČEK Ivan (CZE)			Start Altitude	374 m		
Race Director	RYBNÍČEK Ivan (CZE)			Finish Altitude	470 m		
Vice chairman	ŠIROKÁ Riana (CZE)			Vertical Drop	96 m		
Sport Marshal IHA	KADLEC Jaroslav (CZE)			Course Length	2030 m		
Technical Marshal IHA	BARTL Miroslav (CZE)			Min course Width	6 m		
				Count of right-hand bend			
				Count of left-hand bend			
				Hill Record	2005, KRÁMSKÝ Otakar Osella PA 20 BMW: 54.25		

Rank	№	Driver Entrant	Country Bird	Car Class	Qualification				RACE				Diff. Prev.	TIME Speed (km/h)
					20 m	100 m	1050m	Time	20m	100m	1050m	Time		
1.	311	MADRIAN Ferdinand Schildorn	AT 1960	KTM X-Bow S2	2.29	5.80	45.11	1:15.48 (29./1.)	2.21	5.48	41.79	1:08.32 (15./1.)	0,000	2:16.40 (1.)
					2.16	5.48	41.42	1:08.52 (12./1.)	2.17	5.34	40.65	1:08.08 (18./1.)		107,155
												- DNS -		

Competition / Weather Information									
Qualification					RACE				
	Time	Weather	Temp. (°C)			Time	Weather	Temp. (°C)	
			Air	Road				Air	Road
1st Round	8:30 - 10:23	Sunny	16	12	1st Round	13:08 - 14:24	Sunny	25	20
2nd Round	10:46 - 12:03	Sunny	22	18	2nd Round	14:49 - 16:05	Sunny	26	22
					3rd Round	-			

Statistics										
		Time			Speed (km/h)			Competitors / Nations		
		Min	Max	Avg.	Max	Min	Avg.	in start list	started	with results
Qualification	1st Round	1:01.110	2:20.520	1:18.536	119,588	52,007	93,053	92/5	86/5	82/5
	2nd Round	59.750	1:37.450	1:15.006	122,310	74,992	97,432	92/5	84/5	82/5
RACE	1st Round	58.520	1:33.880	1:13.761	124,880	77,844	99,076	92/5	86/5	86/5
	2nd Round	57.490	1:45.300	1:13.287	127,118	69,402	99,717	92/5	85/5	85/5
	3rd Round							92/5	0/5	0/0

Race Director	Sport Marshal IHA	Main Timekeeper
RYBNÍČEK Ivan (CZE)	KADLEC Jaroslav (CZE)	 ŠABÍK Ľuboš (SVK)