

LIQUI MOLY BERG CUP 2012

5° Weekend of champions, 6.10.2012

Sosnová (CZ), 5. - 7. 10. 2012

Absolute Results



Jury / Competition Management		Hill Data	
Chief of Competition	BARTL Miroslav (CZE)	Start Altitude	m
Race Director	RYBNÍČEK Ivan (CZE)	Finish Altitude	m
Vice chairman	ČERVENKOVÁ Alice (CZE)	Vertical Drop	m
Sport Marshal IHA	BARTL Miroslav (CZE)	Course Length	2000 m
Technical Marshal IHA	DANĚK Pavel (CZE)	Min course Width	7 m
		Count of right-hand bend	
		Count of left-hand bend	
		Hill Record	:

Rank	No	Driver Entrant	Country Bird	Car Class	Qualification				RACE				Diff. Prev.	TIME Speed (km/h)
					10 m	20 m	1000m	Time	10m	20m	1000m	Time		

Berg Cup Actual Cars

1.	2	MLEJNEK Aleš REC	CZ 1967	E2/C+2000	1.31 1.33	2.07 2.12	51.23 50.01	1:40.38 (1./1.) 1:37.45 (2./2.)	1.24 1.28 1.34	49.56 2.02 2.13	1:36.90 (1./1.) 1:37.45 (1./1.) 1:37.50 (1./1.)		1:36.90 (1.) 148,607	
2.	1	KOMÁREK David Liqui Moly Komvet Racing	CZ 1975	Norma M20F E2/C+2000	1.19 1.21	1.92 1.89	54.23 48.76	1:44.52 (2./2.) 1:36.52 (1./1.)	1.25 1.26	1.97 1.97	50.56 DNS DNS	+1,090 +1,090	1:37.99 (2.) 146,954	
3.	15	SVOBODA Milan JSC racing Pelhřimov	CZ 1980	BRC CM02 E2/C-1600	1.51 1.47	2.34 2.25	55.12 51.71	1:45.88 (3./1.) 1:40.36 (3./1.)	1.65 1.54 1.43	2.50 2.35 2.20	51.75 50.64 50.27	1:40.14 (3./1.) 1:38.30 (2./1.) 1:38.86 (3./1.)	+1,400 +0,310	1:38.30 (1.) 146,490
4.	9	TRNKA Jakub Liqui Moly Komvet Racing	CZ 1982	Norma M20F E2/C-2000	1.53 1.60	2.44 2.43	1:00.80 57.20	2:21.55 (33./1.) 1:50.02 (18./1.)	1.34 1.40 1.35	2.11 2.19 2.07	51.51 53.29 50.84	1:40.66 (4./1.) 1:42.88 (5./1.) 1:38.75 (2./1.)	+1,850 +0,450	1:38.75 (1.) 145,823
5.	88	VÁCHAL Ondřej Kocour Racing Team	CZ 1982	Formula Kart Yamaha 1000 E2/C-1600	1.18	1.86	1:04.50 52.54	2:11.33 (31./3.) 1:42.23 (4./2.)	1.15 1.17 1.26	1.83 1.89 1.99	51.57 51.08 50.20	1:41.70 (5./2.) 1:39.85 (3./2.) 1:38.87 (4./2.)	+1,970 +0,120	1:38.87 (2.) 145,646
6.	77	VÁCHAL Lukáš Kocour Racing Team	CZ 1980	Formula Kart Yamaha 1000 E2/C-1600	1.21 1.25	2.02 2.02	55.50 1:05.24	1:47.80 (5./2.) 1:56.81 (32./3.)	1.22 1.20	1.89 1.90	51.26 51.83 51.52	1:44.31 (7./3.) 1:41.37 (4./3.) 1:41.71 (5./3.)	+4,470 +2,500	1:41.37 (3.) 142,054
7.	19	DROTÁR Igor -	SK 2012	Škoda Fabia WRC NA+2000	1.12 1.20	1.82 1.89	54.42 53.64	1:45.93 (4./1.) 1:44.93 (6./2.)	1.14 1.32 1.28	1.83 2.06 1.99	53.36 53.14 52.62	1:43.85 (6./1.) 1:43.89 (7./1.) 1:42.93 (6./1.)	+6,030 +1,560	1:42.93 (1.) 139,901
8.	95	KOLBÁBEK Radek LRT - LPG Nedvědice	CZ 1973	Ford Sierra 4000 E2SH	1.19 1.15	1.97 1.93	57.92 54.51	1:53.27 (13./1.) 1:46.66 (8./1.)	1.15 1.13	1.88 1.86	53.68 52.49	1:46.34 (9./1.) 1:43.70 (6./1.) 1:44.84 (8./1.)	+6,800 +0,770	1:43.70 (1.) 138,862
9.	131	JUHAS Martin PPC Motorsport	SK 1980	BMW M3 E1+2000/2WD	1.48 1.37	2.45 2.23	59.76 55.17	1:58.48 (19./1.) 1:47.61 (10./1.)	1.42 1.38	2.30 2.24	54.53 54.15 53.51	1:46.70 (10./1.) 1:46.04 (11./1.) 1:44.83 (7./1.)	+7,930 +1,130	1:44.83 (1.) 137,365
10.	189	BOHÁČ Milan LRT - Boháč Milan s.r.o.	CZ 1957	Renault Clio E1-2000	1.45 1.45	2.35 2.31	57.25 54.07	2:08.06 (28./2.) 1:46.56 (7./1.)	1.53 1.61	2.31 2.47 2.58	53.80 53.74 54.10	1:45.40 (8./1.) 1:45.18 (8./1.) 1:45.65 (10./1.)	+8,280 +0,350	1:45.18 (1.) 136,908
11.	204	STANĚK Vojtěch Liqui Moly Komvet Racing	CZ 1974	Peugeot 106 maxi E1-1600	1.48 1.49	2.46 2.44	56.37 54.86	1:50.24 (8./1.) 1:46.67 (9./1.)	1.55 1.59	2.38 2.52 2.50	55.23 53.85 54.15	1:47.00 (11./1.) 1:45.24 (9./1.) 1:45.53 (9./1.)	+8,340 +0,060	1:45.24 (1.) 136,830

Rank	No	Driver Entrant	Country Bird	Car Class	Qualification				RACE				Diff. Prev.	TIME Speed (km/h)
					10 m	20 m	1000m	Time	10m	20m	1000m	Time		
12.	65	BLAHO Dan Xxxxx	CZ 1974	Mitsubishi Lancer Evo X NA+2000	1.19 1.21	1.94 1.96	56.18 58.76	1:48.87 (6./2.) 1:53.17 (25./8.)	1.41 1.09 1.09	2.21 1.86 1.83	56.91 53.56 53.95	1:49.80 (23./6.) 1:45.70 (10./2.) 1:45.76 (11./2.)	+8,800 +0,460	1:45.70 (2.) 136,235
13.	66	BENEŠ Oskar Empreza racing	CZ 1993	Mitsubishi Lancer EVO X NA+2000	1.48 1.16	2.29 1.88	56.82 53.36	1:49.89 (7./3.) 1:44.35 (5./1.)	1.10 1.17 1.20	1.81 1.88 1.91	54.45 53.80 53.55	1:47.95 (13./3.) 1:46.50 (12./3.) 1:45.85 (12./3.)	+8,950 +0,150	1:45.85 (3.) 136,042
14.	321	HAVLÍČEK Luboš A.M.S.R.T.	CZ 1978	Mitsubishi Lancer Evo VIII S1+2000/4WD	1.25	2.08	1:02.61 55.33	1:59.24 (20./1.) 1:48.52 (12./1.)	1.23 1.18	2.10 2.01 1.92	55.95 56.60 53.80	1:48.65 (16./2.) 1:47.21 (14./2.) 1:46.77 (13./1.)	+9,870 +0,920	1:46.77 (1.) 134,869
15.	8	ŠUBERT Drahoslav Liqui Moly Komvet Racing	CZ 1972	Mitsubishi Lancer Evo IX S1+2000/4WD	1.61	2.56	1:04.56 57.39	2:02.34 (22./2.) 1:49.83 (17./2.)	1.30 1.43	2.11 2.24	55.05 57.15	1:48.31 (15./1.) 1:46.96 (13./1.) 1:49.02 (17./2.)	+10,060 +0,190	1:46.96 (2.) 134,630
16.	666	KÁRNÝ Aleš AK Motorsport	CZ 1980	Mitsubishi Lancer Evo X S+2000	1.24	1.99	1:00.13 56.30	1:55.39 (16./1.) 1:49.69 (16./1.)	1.20 1.34	1.92 1.94 2.13	55.38 55.91 55.19	1:48.10 (14./1.) 1:48.28 (18./2.) 1:47.49 (14./1.)	+10,590 +0,530	1:47.49 (1.) 133,966
17.	39	KOVALČIK Michal st. -	SK 2012	Škoda Octavia WRC NA+2000	1.07 1.21	1.79 1.94	57.90 56.76	1:52.46 (11./5.) 1:49.55 (15./5.)	1.23 1.24 1.25	1.96 1.99 1.99	54.64 55.23 55.82	1:47.79 (12./2.) 1:47.93 (16./4.) 1:49.57 (18./5.)	+10,890 +0,300	1:47.79 (4.) 133,593
18.	600	KÁRNÝ David AK Motorsport	CZ 1980	Mitsubishi Lancer Evo X S+2000	1.66	2.47	1:03.70 57.08	2:03.37 (25./4.) 1:50.31 (20./2.)	1.32 1.36 1.22	2.08 2.13 1.98	55.74 55.59 55.75	1:48.66 (17./2.) 1:47.85 (15./1.) 1:50.15 (20./2.)	+10,950 +0,060	1:47.85 (2.) 133,519
19.	40	KOVALČIK Michal ml. -	SK 2012	Škoda Octavia WRC NA+2000	1.13 1.24	1.85 1.99	57.37 55.41	1:52.65 (12./6.) 1:48.21 (11./3.)	1.25 1.24 1.26	2.00 2.01 2.02	55.48 54.95 55.15	1:48.67 (18./4.) 1:47.95 (17./5.) 1:48.03 (15./4.)	+11,050 +0,100	1:47.95 (5.) 133,395
20.	299	PILAŘ Rostislav LRT - Ozzy Motorsport	CZ 1960	Ford Escort RS 2000 NA-2000	1.69	2.73	1:06.42 59.36	2:08.45 (29./1.) 1:54.41 (29./1.)	1.55 1.61 1.66	2.50 2.55 2.66	56.08 56.08 55.94	1:49.09 (20./1.) 1:48.94 (21./1.) 1:48.60 (16./1.)	+11,700 +0,650	1:48.60 (1.) 132,597
21.	67	JERMAN Martin -	CZ 2012	Mitsubishi Lancer Evo IX NA+2000	1.70 1.09	2.68 1.79	58.98 54.02	1:52.04 (10./4.) 2:05.63 (36./10.)	1.15 1.30 1.07	1.86 2.08 1.77	1:02.60 55.15 59.73	2:04.43 (33./9.) 1:48.70 (19./6.) 1:51.84 (27./7.)	+11,800 +0,100	1:48.70 (6.) 132,475
22.	10	STEHLÍK Karel KV Motorsport Team	CZ 1980	Mitsubishi Lancer Evo IX NA+2000	1.30 1.35	2.16 2.19	1:01.08 1:01.12	2:05.41 (26./9.) 1:58.39 (33./9.)	1.32 1.36 1.31	2.17 2.17 2.15	1:02.80 55.34 58.03	2:06.98 (36./10.) 1:48.83 (20./7.) 1:52.66 (29./9.)	+11,930 +0,130	1:48.83 (7.) 132,316
23.	273	PEŠL Jaroslav X	CZ 1978	Mitsubishi Lancer Evo IX NA+2000	1.57 1.56	2.54 2.49	58.37 56.39	1:53.59 (14./7.) 1:49.35 (14./4.)	1.22 1.53 1.38	1.99 2.49 2.22	54.94 56.85 57.36	1:48.89 (19./5.) 1:51.79 (25./9.) 1:51.69 (25./6.)	+11,990 +0,060	1:48.89 (8.) 132,244
24.	603	ANČÍK František Silard racing team	SK 1976	Chevrolet Corvette Z06 GT S+2000	1.57	2.49	1:02.57 57.68	2:01.12 (21./2.) 1:52.48 (23./3.)	1.50 1.56	2.38 2.37 2.46	56.06 1:00.96 1:01.28	1:49.55 (21./3.) 1:58.62 (33./4.) 1:57.56 (34./4.)	+12,650 +0,660	1:49.55 (3.) 131,447
25.	172	BEK Tomáš Hronov	CZ 1968	Renault Clio E1-2000	1.57 1.57	2.50 2.50	1:00.10 57.10	1:57.86 (18./1.) 1:50.40 (21./2.)	1.57 1.58	2.47 2.49 2.52	56.19 56.47 56.53	1:49.73 (22./2.) 1:50.37 (22./2.) 1:51.31 (24./2.)	+12,830 +0,180	1:49.73 (2.) 131,231
26.	324	MEIXNER Richard Liqui Moly Komvet Racind	CZ 1975	Mitsubishi Lancer EVO VIII S1+2000/4WD	1.51	2.37	1:13.62 59.23	2:11.21 (30./3.) 1:53.94 (28./3.)	1.25 1.33	1.99 2.22	1:01.81 57.48 56.29	1:55.93 (29./3.) 1:50.63 (24./3.) 1:49.86 (19./3.)	+12,960 +0,130	1:49.86 (3.) 131,076
27.	3	RYBNÍČEK Marek Liqui Moly Komvet Racing	CZ 1980	Škoda Octavia WRC NA+2000	1.12 1.13	1.85 1.85	58.05 56.39	1:54.20 (15./8.) 1:50.16 (19./6.)	1.10 1.15 1.25	1.83 1.89 2.00	56.99 56.62 58.87	1:51.05 (24./7.) 1:50.57 (23./8.) 1:54.68 (30./10.)	+13,670 +0,710	1:50.57 (9.) 130,234
28.	120	DOSEĐEL Dušan DK Mont	CZ 1972	Subaru impreza WRX Sti N14 E1+2000/4WD	1.59	2.48	1:00.22	- DNS - 1:56.69 (31./4.)	1.41 1.34	2.68 2.23 2.11	1:11.01 57.42 56.51	2:05.93 (34./3.) 1:51.84 (26./1.) 1:50.78 (22./1.)	+13,880 +0,210	1:50.78 (1.) 129,987
29.	6	ŠPALEK Jiří Liqui Moly Komvet Racing	CZ 1972	Mitsubishi Lancer WRC 05 E1+2000/4WD	1.35 1.26	2.16 1.99	59.67 58.01	1:56.29 (17./2.) 1:53.18 (26./2.)	1.15 1.17	1.96 1.87 1.87	56.52 56.75 56.07	1:51.89 (26./1.) 1:52.46 (28./2.) 1:51.00 (23./2.)	+14,100 +0,220	1:51.00 (2.) 129,730
30.	602	CHALUPA Radim Liqui Moly Komvet Racing Team	CZ 1975	Subaru impreza WRX Sti S+2000	1.25	2.07	1:04.42 57.66	2:02.49 (23./3.) 1:53.56 (27./4.)	1.26 1.25	2.00 2.07 2.03	58.15 57.64 57.15	1:54.12 (28./4.) 1:52.92 (29./3.) 1:51.77 (26./3.)	+14,870 +0,770	1:51.77 (4.) 128,836
31.	68	SAJLER Filip -	CZ 2012	Mitsubishi Lancer Evo X NA+2000	2.16 1.48	3.15 2.26	1:12.23 57.47	2:07.58 (27./10.) 1:52.60 (24./7.)	1.19 1.27 1.23	1.99 2.02 2.02	58.27 1:05.07 56.08	1:56.72 (31./8.) 2:00.20 (34./10.) 1:52.10 (28./8.)	+15,200 +0,330	1:52.10 (10.) 128,457
32.	112	CICHÁ Veronika KV Motorsport Team	CZ 1987	Mitsubishi Lancer Evo IV E1+2000/4WD	1.31 1.27	2.19 2.19	1:04.34 57.43	2:02.68 (24./3.) 1:55.10 (30./3.)	1.43 1.31	2.00 2.30 2.53	57.29 1:01.60 59.91	1:53.03 (27./2.) 1:58.51 (32./4.) 1:57.36 (33./4.)	+16,130 +0,930	1:53.03 (3.) 127,400
33.	7	ZEMAN Martin Liqui Moly Komvet Racing	CZ 1974	Mitsubishi Lancer EVO VI E1+2000/4WD	1.27 1.24	2.10 2.03	57.76 54.86	1:51.46 (9./1.) 1:48.71 (13./1.)	1.25 1.27	2.15 2.03 2.11	1:08.93 57.45 1:01.10	2:06.84 (35./4.) 1:53.21 (30./3.) 1:54.73 (31./3.)	+16,310 +0,180	1:53.21 (4.) 127,197
34.	343	KLUKAN Radek LRT - RR Motorsport	CZ 1973	BMW M3 S1+2000/2WD	1.56	2.55	1:22.56 1:01.85	2:24.16 (34./1.) 2:00.76 (34./1.)	1.43 1.41 1.47	2.41 2.38 2.47	59.67 1:00.73 59.50	1:56.60 (30./1.) 1:58.24 (31./1.) 1:56.50 (32./1.)	+19,600 +3,290	1:56.50 (1.) 123,605



Berg Cup Historic Cars

1.	448	MIKEŠ Jaroslav Vracov	CZ 1979	Škoda 130RS HA1-2000	1.32	2.16	57.80	2:13.35 (32./1.) 1:52.41 (22./1.)	1.34 1.34	2.16 2.18	57.40 57.80 56.27	1:51.15 (25./1.) 1:52.10 (27./1.) 1:50.19 (21./1.)	+10,490 +10,490	1:50.19 (1.) 130,683
2.	498	ONDREJKA Ján JOSK Racing team	SK 1953	Škoda 130 RS HA1-1300	1.92	3.03	1:03.48	1:17.11 2:35.15 (35./1.) 2:03.11 (35./1.)	1.62	2.72 1:01.83	1:01.83	2:02.30 (32./1.) - DNS - 2:00.68 (35./1.)	+10,490 +10,490	2:00.68 (1.) 119,324

Rank	№	Driver Entrant	Country Bird	Car Class	Qualification			RACE			Diff. Prev. Speed (km/h)	TIME Speed (km/h)
					10 m	20 m	1000m	10m	20m	1000m		

Competition / Weather Information									
Qualification					RACE				
	Time	Weather	Temp. (°C)			Time	Weather	Temp. (°C)	
			Air	Road				Air	Road
1st Round	9:02: - 9:56:	Sunny	14	5	1st Round	12:05 - 12:53	Semicloudy	19	12
2nd Round	10:18 - 11:06	Sunny	16	7	2nd Round	13:33 - 14:22	Semicloudy	20	15
					3rd Round	14:59 - 15:48	Semicloudy	21	17


Statistics										
		Time			Speed (km/h)			Competitors / Nations		
		Min	Max	Avg.	Max	Min	Avg.	in start list	started	with results
Qualification	1st Round	1:40.380	2:35.150	1:59.676	71,727	46,407	60,162	37/2	35/2	35/2
	2nd Round	1:36.520	2:05.630	1:50.564	74,596	57,311	65,120	37/2	36/2	36/2
RACE	1st Round	1:36.900	2:06.980	1:50.365	74,303	56,702	65,238	37/2	36/2	36/2
	2nd Round	1:37.450	2:00.200	1:48.535	73,884	59,900	66,338	37/2	34/2	34/2
	3rd Round	1:37.500	2:00.680	1:48.726	73,846	59,662	66,221	37/2	35/2	35/2

Race Director RYBNÍČEK Ivan (CZE)	Sport Marshal IHA  BARTL Miroslav (CZE)	Main Timekeeper  ŠABÍK Ľuboš (SVK)
--	--	---

LIQUI MOLY BERG CUP 2012

5° Weekend of champions, 6.10.2012

Sosnová (CZ), 5. - 7. 10. 2012



Jury / Competition Management				Hill Data			
Chief of Competition	BARTL Miroslav (CZE)			Start Altitude	m		
Race Director	RYBNÍČEK Ivan (CZE)			Finish Altitude	m		
Vice chairman	ČERVENKOVÁ Alice (CZE)			Vertical Drop	m		
Sport Marshal IHA	BARTL Miroslav (CZE)			Course Length	2000 m		
Technical Marshal IHA	DANĚK Pavel (CZE)			Min course Width	7 m		
				Count of right-hand bend			
				Count of left-hand bend			
				Hill Record	:		

Rank	No	Driver Entrant	Country Bird	Car Class	Qualification				RACE				Diff. Prev.	TIME Speed (km/h)
					10 m	20 m	1000m	Time	10m	20m	1000m	Time		

Berg Cup Actual Cars

CLASS S1+2000/2WD

1.	343	KLUKAN Radek LRT - RR Motorsport	CZ 1973	BMW M3 S1+2000/2WD	1:22.56 1:01.85	2:24.16 (34./1.) 2:00.76 (34./1.)	1.43 1.41 1.47	2.41 2.38 2.47	59.67 1:00.73 59.50	1:56.60 (30./1.) 1:58.24 (31./1.) 1:56.50 (32./1.)	1:56.50 (34.) 123,605
----	-----	--	------------	-----------------------	--------------------	--------------------------------------	----------------------	----------------------	---------------------------	--	--------------------------

CLASS S1+2000/4WD

1.	321	HAVLÍČEK Luboš A.M.S.R.T.	CZ 1978	Mitsubishi Lancer Evo VIII S1+2000/4WD	1:02.61 55.33	1:59.24 (20./1.) 1:48.52 (12./1.)	1.23 1.18	2.10 2.01 1.92	55.95 54.60 53.80	1:48.65 (16./2.) 1:47.21 (14./2.) 1:46.77 (13./1.)	1:46.77 (14.) 134,869
2.	8	ŠUBERT Drahoslav Liqui Moly Komvet Racing	CZ 1972	Mitsubishi Lancer Evo IX S1+2000/4WD	1:04.56 57.39	2:02.34 (22./2.) 1:49.83 (17./2.)	1.30 1.43	2.11 2.24	55.05 57.15	1:48.31 (15./1.) 1:46.96 (13./1.) 1:49.02 (17./2.)	+0,190 1:46.96 (15.) 134,630
3.	324	MEIXNER Richard Liqui Moly Komvet Racind	CZ 1975	Mitsubishi Lancer EVO VIII S1+2000/4WD	1:13.62 59.23	2:11.21 (30./3.) 1:53.94 (28./3.)	1.25 1.33	2.39 1.99 2.22	1:01.81 57.48 56.29	1:55.93 (29./3.) 1:50.63 (24./3.) 1:49.86 (19./3.)	+3,090 1:49.86 (26.) 131,076

CLASS NA-2000

1.	299	PILAŘ Rostislav LRT - Ozzy Motorsport	CZ 1960	Ford Escort RS 2000 NA-2000	1:06.42 59.36	2:08.45 (29./1.) 1:54.41 (29./1.)	1.55 1.61 1.66	2.50 2.55 2.66	56.08 56.08 55.94	1:49.09 (20./1.) 1:48.94 (21./1.) 1:48.60 (16./1.)	1:48.60 (20.) 132,597
----	-----	---	------------	--------------------------------	------------------	--------------------------------------	----------------------	----------------------	-------------------------	--	--------------------------

CLASS NA+2000

1.	19	DROTÁR Igor -	SK 2012	Škoda Fabia WRC NA+2000	1:12 1:20	1:82 1:89	54.42 53.64	1:45.93 (4./1.) 1:44.93 (6./2.)	1.14 1.32 1.28	1.83 2.06 1.99	53.36 53.14 52.62	1:43.85 (6./1.) 1:43.89 (7./1.) 1:42.93 (6./1.)	1:42.93 (7.) 139,901
2.	65	BLAHO Dan Xxxxx	CZ 1974	Mitsubishi Lancer Evo X NA+2000	1:19 1:21	1:94 1:96	56.18 58.76	1:48.87 (6./2.) 1:53.17 (25./8.)	1.41 1.09 1.09	2.21 1.86 1.83	56.91 53.56 53.95	1:49.80 (23./6.) 1:45.70 (10./2.) 1:45.76 (11./2.)	+2,770 1:45.70 (12.) 136,235
3.	66	BENEŠ Oskar Empreza racing	CZ 1993	Mitsubishi Lancer EVO X NA+2000	1:48 1:16	2:29 1:88	56.82 53.36	1:49.89 (7./3.) 1:44.35 (5./1.)	1.10 1.17 1.20	1.81 1.88 1.91	54.45 53.80 53.55	1:47.95 (13./3.) 1:46.50 (12./3.) 1:45.85 (12./3.)	+2,920 1:45.85 (13.) 136,042
4.	39	KOVALČIK Michal st. -	SK 2012	Škoda Octavia WRC NA+2000	1:07 1:21	1:79 1:94	57.90 56.76	1:52.46 (11./5.) 1:49.55 (15./5.)	1.23 1.24 1.25	1.96 1.99 1.99	54.64 55.23 55.82	1:47.79 (12./2.) 1:47.93 (16./4.) 1:49.57 (18./5.)	+4,860 1:47.79 (17.) 133,593
5.	40	KOVALČIK Michal ml. -	SK 2012	Škoda Octavia WRC NA+2000	1:13 1:24	1:85 1:99	57.37 55.41	1:52.65 (12./6.) 1:48.21 (11./3.)	1.25 1.24 1.26	2.00 2.01 2.02	55.48 54.95 55.15	1:48.67 (18./4.) 1:47.95 (17./5.) 1:48.03 (15./4.)	+5,020 1:47.95 (19.) 133,395

Rank	No	Driver Entrant	Country Bird	Car Class	Qualification				RACE				Diff. Prev.	TIME Speed (km/h)
					10 m	20 m	1000m	Time	10m	20m	1000m	Time		
6.	67	JERMAN Martin -	CZ 2012	Mitsubishi Lancer Evo IX NA+2000	1.70 1.09	2.68 1.79	58.98 54.02	1:52.04 (10./4.) 2:05.63 (36/10.)	1.15 1.30 1.07	1.86 2.08 1.77	1:02.60 1:48.70 (19./6.) 59.73	2:04.43 (33./9.) 1:48.70 (19./6.) 1:51.84 (27./7.)	+5,770 +0,750	1:48.70 (21.) 132,475
7.	10	STEHLÍK Karel KV Motorsport Team	CZ 1980	Mitsubishi Lancer Evo IX NA+2000	1.30 1.35	2.16 2.19	1:01.08 1:01.12	2:05.41 (26./9.) 1:58.39 (33./9.)	1.32 1.36 1.31	2.17 2.17 2.15	1:02.80 55.34 58.03	2:06.98 (36./10.) 1:48.83 (20./7.) 1:52.66 (29./9.)	+5,900 +0,130	1:48.83 (22.) 132,316
8.	273	PEŠL Jaroslav X	CZ 1978	Mitsubishi Lancer Evo IX NA+2000	1.57 1.56	2.54 2.49	58.37 56.39	1:53.59 (14./7.) 1:49.35 (14./4.)	1.22 1.53 1.38	1.99 2.49 2.22	54.94 56.85 57.36	1:48.89 (19./5.) 1:51.79 (25./9.) 1:51.69 (25./6.)	+5,960 +0,060	1:48.89 (23.) 132,244
9.	3	RYBNÍČEK Marek Liqui Moly Komvet Racing	CZ 1980	Škoda Octavia WRC NA+2000	1.12 1.13	1.85 1.85	58.05 56.39	1:54.20 (15./8.) 1:50.16 (19./6.)	1.10 1.15 1.25	1.83 1.89 2.00	56.99 56.62 58.87	1:51.05 (24./7.) 1:50.57 (23./8.) 1:54.68 (30./10.)	+7,640 +1,680	1:50.57 (27.) 130,234
10.	68	SAJLER Filip -	CZ 2012	Mitsubishi Lancer Evo X NA+2000	2.16 1.48	3.15 2.26	1:12.23 57.47	2:07.58 (27./10.) 1:52.60 (24./7.)	1.19 1.27 1.23	1.99 2.02 2.02	58.27 1:05.07 56.08	1:56.72 (31./8.) 2:00.20 (34./10.) 1:52.10 (28./8.)	+9,170 +1,530	1:52.10 (31.) 128,457
CLASS E1-1600														
1.	204	STANĚK Vojtěch Liqui Moly Komvet Racing	CZ 1974	Peugeot 106 maxi E1-1600	1.48 1.49	2.46 2.44	56.37 54.86	1:50.24 (8./1.) 1:46.67 (9./1.)	1.55 1.59	2.38 2.52 2.50	55.23 53.85 54.15	1:47.00 (11./1.) 1:45.24 (9./1.) 1:45.53 (9./1.)		1:45.24 (11.) 136,830
CLASS E1-2000														
1.	189	BOHÁČ Milan LRT - Boháč Milan s.r.o.	CZ 1957	Renault Clio E1-2000	1.45 1.45	2.35 2.31	57.25 54.07	2:08.06 (28./2.) 1:46.56 (7./1.)	1.53 1.61	2.31 2.47 2.58	53.80 53.74 54.10	1:45.40 (8./1.) 1:45.18 (8./1.) 1:45.65 (10./1.)		1:45.18 (10.) 136,908
2.	172	BEK Tomáš Hronov	CZ 1968	Renault Clio E1-2000	1.57 1.57	2.50 2.50	1:00.10 57.10	1:57.86 (18./1.) 1:50.40 (21./2.)	1.57 1.58	2.47 2.49 2.52	56.19 56.47 56.53	1:49.73 (22./2.) 1:50.37 (22./2.) 1:51.31 (24./2.)	+4,550 +4,550	1:49.73 (25.) 131,231
CLASS E1+2000/2WD														
1.	131	JUHAS Martin PPC Motorsport	SK 1980	BMW M3 E1+2000/2WD	1.48 1.37	2.45 2.23	59.76 55.17	1:58.48 (19./1.) 1:47.61 (10./1.)	1.42 1.38	2.30 2.29 2.24	54.53 54.15 53.51	1:46.70 (10./1.) 1:46.04 (11./1.) 1:44.83 (7./1.)		1:44.83 (9.) 137,365
CLASS E1+2000/4WD														
1.	120	DOSEĎL Dušan DK Mont	CZ 1972	Subaru impreza WRC STI NA E1+2000/4WD	1.59	2.48	1:00.22	- DNS - 1:56.69 (31./4.)	1.41 1.34	2.68 2.23 2.11	1:11.01 57.42 56.51	2:05.93 (34./3.) 1:51.84 (26./1.) 1:50.78 (22./1.)		1:50.78 (28.) 129,987
2.	6	ŠPALEK Jiří Liqui Moly Komvet Racing	CZ 1972	Mitsubishi Lancer WRC 05 E1+2000/4WD	1.35 1.26	2.16 1.99	59.67 58.01	1:56.29 (17./2.) 1:53.18 (26./2.)	1.15 1.17	1.96 1.87 1.87	56.52 56.75 56.07	1:51.89 (26./1.) 1:52.46 (28./2.) 1:51.00 (23./2.)	+0,220 +0,220	1:51.00 (29.) 129,730
3.	112	CICHÁ Veronika KV Motorsport Team	CZ 1987	Mitsubishi Lancer Evo IV E1+2000/4WD	1.31 1.27	2.19 2.19	1:04.34 57.43	2:02.68 (24./3.) 1:55.10 (30./3.)	1.43 1.31	2.00 2.30 2.53	57.29 1:01.60 59.91	1:53.03 (27./2.) 1:58.51 (32./4.) 1:57.36 (33./4.)	+2,250 +2,030	1:53.03 (32.) 127,400
4.	7	ZEMAN Martin Liqui Moly Komvet Racing	CZ 1974	Mitsubishi Lancer EVO VI E1+2000/4WD	1.27 1.24	2.10 2.03	57.76 54.86	1:51.46 (9./1.) 1:48.71 (13./1.)	1.25 1.27	2.15 2.03 2.11	1:08.93 57.45 1:01.10	2:06.84 (35./4.) 1:53.21 (30./3.) 1:54.73 (31./3.)	+2,430 +0,180	1:53.21 (33.) 127,197
CLASS E2SH														
1.	95	KOLBÁBEK Radek LRT - LPG Nedvědice	CZ 1973	Ford Sierra 4000 E2SH	1.19 1.15	1.97 1.93	57.92 54.51	1:53.27 (13./1.) 1:46.66 (8./1.)	1.15 1.13	1.88 1.89 1.86	53.68 52.52 52.49	1:46.34 (9./1.) 1:43.70 (6./1.) 1:44.84 (8./1.)		1:43.70 (8.) 138,862
CLASS E2/C-1600														
1.	15	ŠVOBODA Milan JSC racing Pelhřimov	CZ 1980	BRC CM02 E2/C-1600	1.51 1.47	2.34 2.25	55.12 51.71	1:45.88 (3./1.) 1:40.36 (3./1.)	1.65 1.54 1.43	2.50 2.35 2.20	51.75 50.64 50.27	1:40.14 (3./1.) 1:38.30 (2./1.) 1:38.86 (3./1.)		1:38.30 (3.) 146,490
2.	88	VÁCHAL Ondřej Kocour Racing Team	CZ 1982	Formula Kart Yamaha 1000 E2/C-1600	1.18	1.86	1:04.50 52.54	2:11.33 (31./3.) 1:42.23 (4./2.)	1.15 1.17 1.26	1.83 1.89 1.99	51.57 51.08 50.20	1:41.70 (5./2.) 1:39.85 (3./2.) 1:38.87 (4./2.)	+0,570 +0,570	1:38.87 (5.) 145,646
3.	77	VÁCHAL Lukáš Kocour Racing Team	CZ 1980	Formula Kart Yamaha 1000 E2/C-1600	1.21 1.25	2.02 2.02	55.50 1:05.24	1:47.80 (5./2.) 1:56.81 (32./3.)	1.22 1.20	1.89 1.94 1.90	51.26 51.83 51.52	1:44.31 (7./3.) 1:41.37 (4./3.) 1:41.71 (5./3.)	+3,070 +2,500	1:41.37 (6.) 142,054
CLASS E2/C-2000														
1.	9	TRNKA Jakub Liqui Moly Komvet Racing	CZ 1982	Norma M20F E2/C-2000	1.53 1.60	2.44 2.43	1:00.80 57.20	2:21.55 (33./1.) 1:50.02 (18./1.)	1.34 1.40 1.35	2.11 2.19 2.07	51.51 53.29 50.84	1:40.66 (4./1.) 1:42.88 (5./1.) 1:38.75 (2./1.)		1:38.75 (4.) 145,823
CLASS E2/C+2000														
1.	2	MLEJNEK Aleš REC	CZ 1967	E2/C+2000	1.31 1.33	2.07 2.12	51.23 50.01	1:40.38 (1./1.) 1:37.45 (2./2.)	1.24 1.28 1.34	2.02 2.02 2.13	49.56 49.44 49.76	1:36.90 (1./1.) 1:37.45 (1./1.) 1:37.50 (1./1.)		1:36.90 (1.) 148,607
2.	1	KOMÁREK David Liqui Moly Komvet Racing	CZ 1975	Norma M20F E2/C+2000	1.19 1.21	1.92 1.89	54.23 48.76	1:44.52 (2./2.) 1:36.52 (1./1.)	1.25	1.97	50.56	1:37.99 (2./2.) -DNS- -DNS-	+1,090 +1,090	1:37.99 (2.) 146,954
CLASS S+2000														
1.	666	KÁRNÝ Aleš AK Motorsport	CZ 1980	Mitsubishi Lancer Evo X S+2000	1.24	1.99	1:00.13 56.30	1:55.39 (16./1.) 1:49.69 (16./1.)	1.20 1.34	1.92 1.94 2.13	55.38 55.91 55.19	1:48.10 (14./1.) 1:48.28 (18./2.) 1:47.49 (14./1.)		1:47.49 (16.) 133,966
2.	600	KÁRNÝ David AK Motorsport	CZ 1980	Mitsubishi Lancer Evo X S+2000	1.66	2.47	1:03.70 57.08	2:03.37 (25./4.) 1:50.31 (20./2.)	1.32 1.36 1.22	2.08 2.13 1.98	55.74 55.59 55.75	1:48.66 (17./2.) 1:47.85 (15./1.) 1:50.15 (20./2.)	+0,360 +0,360	1:47.85 (18.) 133,519

Rank	№	Driver Entrant	Country Bird	Car Class	Qualification				RACE				Diff. Prev.	TIME Speed (km/h)
					10 m	20 m	1000m	Time	10m	20m	1000m	Time		
3.	603	ANČÍK František Silard racing team	SK 1976	Chevrolet Corvette Z06 GT S+2000	1.57	2.49	1:02.57 57.68	2:01.12 (21./2.) 1:52.48 (23./3.)	2.38	56.06	1:49.55 (21./3.) 1:58.62 (33./4.)	+2,060 +1,700	1:49.55 (24.) 131,447	
4.	602	CHALUPA Radim Liqui Moly Komvet Racing Team	CZ 1975	Subaru Impreza WRX Sti S+2000	1.25	2.07	1:04.42 57.66	2:02.49 (23./3.) 1:53.56 (27./4.)	2.00	58.15	1:54.12 (28./4.) 1:52.92 (29./3.)	+4,280 +2,220	1:51.77 (30.) 128,836	

Berg Cup Historic Cars

CLASS HA1-1300

1.	498	ONDREJKA Ján JOSK Racing team	SK 1953	Škoda 130 RS HA1-1300	1.92	3.03	1:17.11 1:03.48	2:35.15 (35./1.) 2:03.11 (35./1.)	2.72	1:01.83	2:02.30 (32./1.) DNS		2:00.68 (2.) 119,324
									1.62	2.63	1:01.71	2:00.68 (35./1.)	

CLASS HA1-2000



1.	448	MIKEŠ Jaroslav Vracov	CZ 1979	Škoda 130RS HA1-2000	1.32	2.16	57.80	2:13.35 (32./1.) 1:52.41 (22./1.)	1.34	2.16	57.40	1:54.16 (26./1.) 1:52.10 (27./1.)		1:50.19 (1.) 130,683
									1.34	2.18	56.27	1:50.19 (21./1.)		

Competition / Weather Information

Qualification					RACE				
	Time	Weather	Temp. (°C)			Time	Weather	Temp. (°C)	
			Air	Road				Air	Road
1st Round	9:02: - 9:56:	Sunny	14	5	1st Round	12:05 - 12:53	Semicloudy	19	12
2nd Round	10:18 - 11:06	Sunny	16	7	2nd Round	13:33 - 14:22	Semicloudy	20	15
					3rd Round	14:59 - 15:48	Semicloudy	21	17

Statistics

		Time			Speed (km/h)			Competitors / Nations		
		Min	Max	Avg.	Max	Min	Avg.	in start list	started	with results
Qualification	1st Round	1:40.380	2:35.150	1:59.676	71,727	46,407	60,162	37/2	35/2	35/2
	2nd Round	1:36.520	2:05.630	1:50.564	74,596	57,311	65,120	37/2	36/2	36/2
RACE	1st Round	1:36.900	2:06.980	1:50.365	74,303	56,702	65,238	37/2	36/2	36/2
	2nd Round	1:37.450	2:00.200	1:48.535	73,884	59,900	66,338	37/2	34/2	34/2
	3rd Round	1:37.500	2:00.680	1:48.726	73,846	59,662	66,221	37/2	35/2	35/2

Race Director RYBNÍČEK Ivan (CZE)	Sport Marshal IHA  BARTL Miroslav (CZE)	Main Timekeeper  ŠABÍK Ľuboš (SVK)
--	--	---

LIQUI MOLY BERG CUP 2012

5° Weekend of champions, 6.10.2012

Sosnová (CZ), 5. - 7. 10. 2012



Jury / Competition Management		Hill Data	
Chief of Competition	BARTL Miroslav (CZE)	Start Altitude	m
Race Director	RYBNÍČEK Ivan (CZE)	Finish Altitude	m
Vice chairman	ČERVENKOVÁ Alice (CZE)	Vertical Drop	m
Sport Marshal IHA	BARTL Miroslav (CZE)	Course Length	2000 m
Technical Marshal IHA	DANĚK Pavel (CZE)	Min course Width	7 m
		Count of right-hand bend	
		Count of left-hand bend	
		Hill Record	:

Rank	No	Driver Entrant	Country Bird	Car Class	Qualification				RACE				Diff. Prev.	TIME Speed (km/h)
					10 m	20 m	1000m	Time	10m	20m	1000m	Time		
Berg Cup Actual Cars														
GROUP T														
1.	666	KÁRNÝ Aleš AK Motorsport	CZ 1980	Mitsubishi Lancer Evo X S+2000	1.24	1.99	1:00.13 56.30	1:55.39 (16./1.) 1:49.69 (16./1.)	1.92 1.34	55.38 2.13	55.91 55.19	1:48.10 (14./1.) 1:48.28 (18./2.)		1:47.49 (16.) 133,966
2.	600	KÁRNÝ David AK Motorsport	CZ 1980	Mitsubishi Lancer Evo X S+2000	1.66	2.47	1:03.70 57.08	2:03.37 (25./4.) 1:50.31 (20./2.)	1.32 1.36 1.22	2.08 2.13 1.98	55.74 55.59 55.75	1:48.66 (17./2.) 1:47.85 (15./1.) 1:50.15 (20./2.)	+0,360 +0,360	1:47.85 (18.) 133,519
3.	603	ANČÍK František Silard racing team	SK 1976	Chevrolet Corvette Z06 GT S+2000	1.57	2.49	1:02.57 57.68	2:01.12 (21./2.) 1:52.48 (23./3.)	1.50 1.56	2.38 2.37 2.46	56.06 1:00.96 1:01.28	1:49.55 (21./3.) 1:58.62 (33./4.) 1:57.56 (34./4.)	+2,060 +1,700	1:49.55 (24.) 131,447
4.	602	CHALUPA Radim Liqui Moly Komvet Racing Team	CZ 1975	Subaru Impreza WRX Sti S+2000	1.25	2.07	1:04.42 57.66	2:02.49 (23./3.) 1:53.56 (27./4.)	1.26 1.25	2.00 2.07 2.03	58.15 57.64 57.15	1:54.12 (28./4.) 1:52.92 (29./3.) 1:51.77 (26./3.)	+4,280 +2,220	1:51.77 (30.) 128,836
GROUP S1														
1.	321	HAVLÍČEK Luboš A.M.S.R.T.	CZ 1978	Mitsubishi Lancer Evo VIII S1+2000/4WD	1.25	2.08	1:02.61 55.33	1:59.24 (20./1.) 1:48.52 (12./1.)	1.23 1.18	2.10 2.01 1.92	55.95 54.60 53.80	1:48.65 (16./2.) 1:47.21 (14./2.) 1:46.77 (13./1.)		1:46.77 (14.) 134,869
2.	8	ŠUBERT Drahošlav Liqui Moly Komvet Racing	CZ 1972	Mitsubishi Lancer Evo IX S1+2000/4WD	1.61	2.56	1:04.56 57.39	2:02.34 (22./2.) 1:49.83 (17./2.)	1.30 1.43	2.11 2.24	56.16 55.05 57.15	1:48.31 (15./1.) 1:46.96 (13./1.) 1:49.02 (17./2.)	+0,190 +0,190	1:46.96 (15.) 134,630
3.	324	MEIXNER Richard Liqui Moly Komvet Racind	CZ 1975	Mitsubishi Lancer EVO VIII S1+2000/4WD	1.51	2.37	1:13.62 59.23	2:11.21 (30./3.) 1:53.94 (28./3.)	1.25 1.33	1:01.81 1.99 2.22	56.29	1:55.93 (29./3.) 1:50.63 (24./3.) 1:49.86 (19./3.)	+3,090 +2,900	1:49.86 (26.) 131,076
4.	343	KLUKAN Radek LRT - RR Motorsport	CZ 1973	BMW M3 S1+2000/2WD	1.56	2.55	1:22.56 1:01.85	2:24.16 (34./1.) 2:00.76 (34./1.)	1.43 1.41 1.47	2.41 2.38 2.47	59.67 1:00.73 59.50	1:56.60 (30./1.) 1:58.24 (31./1.) 1:56.50 (32./1.)	+9,730 +6,640	1:56.50 (34.) 123,605
GROUP E1														
1.	131	JUHAS Martin PPC Motorsport	SK 1980	BMW M3 E1+2000/2WD	1.48 1.37	2.23	59.76 55.17	1:58.48 (19./1.) 1:47.61 (10./1.)	1.42 1.38	2.30 2.29 2.24	54.53 54.15 53.51	1:46.70 (10./1.) 1:46.04 (11./1.) 1:44.83 (7./1.)		1:44.83 (9.) 137,365
2.	189	BOHÁČ Milan LRT - Boháč Milan s.r.o.	CZ 1957	Renault Clio E1-2000	1.45 1.45	2.31	57.25 54.07	2:08.06 (28./2.) 1:46.56 (7./1.)	1.53 1.61	2.31 2.47 2.58	53.80 53.74 54.10	1:45.40 (8./1.) 1:45.18 (8./1.) 1:45.65 (10./1.)	+0,350 +0,350	1:45.18 (10.) 136,908

Rank	No	Driver Entrant	Country Bird	Car Class	Qualification				RACE				Diff. Prev.	TIME Speed (km/h)
					10 m	20 m	1000m	Time	10m	20m	1000m	Time		
3.	204	STANĚK Vojtěch Liqui Moly Komvet Racing	CZ 1974	Peugeot 106 maxi E1-1600	1.48 1.49	56.37 2.44	1:50.24 (8./1.) 1:46.67 (9./1.)	1.55 1.59	2.38 2.52	55.23 53.85	1:47.00 (11./1.) 1:45.24 (9./1.) 1:46.53 (9./1.)	+0,410 +0,060	1:45.24 (11.) 136,830	
4.	172	BEK Tomáš Hronov	CZ 1968	Renault Clio E1-2000	1.57 1.57	1:00.10 2.50	1:57.86 (18./1.) 1:50.40 (21./2.)	1.57 1.58	2.47 2.49	56.19 56.47	1:49.73 (22./2.) 1:50.37 (22./2.) 1:51.31 (24./2.)	+4,900 +4,490	1:49.73 (25.) 131,231	
5.	120	DOSEĎĚL Dušan DK Mont	CZ 1972	Suzuki impreza WRX STI N14 E1+2000/4WD	1.59	2.48	1:00.22	1:56.69 (31./4.)	- DNS -	2.68 2.23	1:11.01 57.42	2:06.93 (34./3.) 1:51.84 (26./1.) 1:50.78 (22./1.)	+5,950 +1,050	1:50.78 (28.) 129,987
6.	6	ŠPALEK Jiří Liqui Moly Komvet Racing	CZ 1972	Mitsubishi Lancer WRC 05 E1+2000/4WD	1.35 1.26	59.67 1.99	1:56.29 (17./2.) 1:53.18 (26./2.)	1.15 1.17	1.96 1.87	56.52 56.75	1:51.89 (26./1.) 1:52.46 (28./2.) 1:51.00 (23./2.)	+6,170 +0,220	1:51.00 (29.) 129,730	
7.	112	CICHÁ Veronika KV Motorsport Team	CZ 1987	Mitsubishi Lancer Evo IV E1+2000/4WD	1.31 1.27	1:04.34 2.19	2:02.68 (24./3.) 1:55.10 (30./3.)	1.43 1.31	2.00 2.30	57.29 1:01.60	1:53.03 (27./2.) 1:58.51 (32./4.) 1:57.36 (33./4.)	+8,200 +2,030	1:53.03 (32.) 127,400	
8.	7	ZEMAN Martin Liqui Moly Komvet Racing	CZ 1974	Mitsubishi Lancer EVO VI E1+2000/4WD	1.27 1.24	57.76 2.03	1:51.46 (9./1.) 1:48.71 (13./1.)	1.25 1.27	2.15 2.03	1:08.93 57.45	2:06.84 (35./4.) 1:53.21 (30./3.) 1:54.73 (31./3.)	+8,380 +0,180	1:53.21 (33.) 127,197	

GROUP E2/C

1.	2	MLEJNEK Aleš REC	CZ 1967	E2/C+2000	1.31 1.33	51.23 2.12	1:40.38 (1./1.) 1:37.45 (2./2.)	1.24 1.28	49.56 2.02	1:36.90 (1./1.) 49.44 49.76	1:37.45 (1./1.) 1:37.50 (1./1.)		1:36.90 (1.) 148,607
2.	1	KOMÁREK David Liqui Moly Komvet Racing	CZ 1975	Norma M20F E2/C+2000	1.19 1.21	54.23 1.89	1:44.52 (2./2.) 1:36.52 (1./1.)	1.25	1.97	50.56	1:37.99 (2./2.) - DNS - - DNS -	+1,090 +1,090	1:37.99 (2.) 146,954
3.	15	SVOBODA Milan JSC racing Pelhřimov	CZ 1980	BRC CM02 E2/C-1600	1.51 1.47	55.12 2.25	1:45.88 (3./1.) 1:40.36 (3./1.)	1.65 1.54	2.50 2.35	51.75 50.64	1:40.14 (3./1.) 1:38.30 (2./1.) 1:38.86 (3./1.)	+1,400 +0,310	1:38.30 (3.) 146,490
4.	9	TRNKA Jakub Liqui Moly Komvet Racing	CZ 1982	Norma M20F E2/C-2000	1.53 1.60	1:00.80 2.43	2:21.55 (33./1.) 1:50.02 (18./1.)	1.34 1.40	2.11 2.19	51.51 53.29	1:40.66 (4./1.) 1:42.88 (5./1.) 1:38.75 (2./1.)	+1,850 +0,450	1:38.75 (4.) 145,823
5.	88	VÁCHAL Ondřej Kocour Racing Team	CZ 1982	Formula Kart Yamaha 1000 E2/C-1600	1.18	1.86	1:04.50 1:42.23 (4./2.)	1.15 1.17	1.83 1.89	51.57 51.08	1:41.70 (5./2.) 1:39.85 (3./2.) 1:38.87 (4./2.)	+1,970 +0,120	1:38.87 (5.) 145,646
6.	77	VÁCHAL Lukáš Kocour Racing Team	CZ 1980	Formula Kart Yamaha 1000 E2/C-1600	1.21 1.25	55.50 2.02	1:47.80 (5./2.) 1:56.81 (32./3.)	1.22 1.20	1.89 1.94	51.26 51.83	1:44.31 (7./3.) 1:41.37 (4./3.) 1:41.71 (6./3.)	+4,470 +2,500	1:41.37 (6.) 142,054

GROUP N/A

1.	19	DROTÁR Igor -	SK 2012	Škoda Fabia WRC NA+2000	1.12 1.20	54.42 1.89	1:45.93 (4./1.) 1:44.93 (6./2.)	1.14 1.32	1.83 2.06	53.36 53.14	1:43.85 (6./1.) 1:43.89 (7./1.) 1:42.93 (6./1.)		1:42.93 (7.) 139,901
2.	65	BLAHO Dan Xxxxx	CZ 1974	Mitsubishi Lancer Evo X NA+2000	1.19 1.21	56.18 1.96	1:48.87 (6./2.) 1:53.17 (25./8.)	1.41 1.09	2.21 1.86	56.91 53.56	1:49.80 (23./6.) 1:45.70 (10./2.) 1:45.76 (11./2.)	+2,770 +2,770	1:45.70 (12.) 136,235
3.	66	BENEŠ Oskar Empreza racing	CZ 1993	Mitsubishi Lancer EVO X NA+2000	1.48 1.16	56.82 1.88	1:49.89 (7./3.) 1:44.35 (5./1.)	1.10 1.17	1.81 1.88	54.45 53.80	1:47.95 (13./3.) 1:46.50 (12./3.) 1:45.85 (12./3.)	+2,920 +0,150	1:45.85 (13.) 136,042
4.	39	KOVALČIK Michal st. -	SK 2012	Škoda Octavia WRC NA+2000	1.07 1.21	57.90 1.94	1:52.46 (11./5.) 1:49.55 (15./5.)	1.23 1.24	1.96 1.99	54.64 55.23	1:47.79 (12./2.) 1:47.93 (16./4.) 1:49.57 (18./5.)	+4,860 +1,940	1:47.79 (17.) 133,593
5.	40	KOVALČIK Michal ml. -	SK 2012	Škoda Octavia WRC NA+2000	1.13 1.24	57.37 1.99	1:52.65 (12./6.) 1:48.21 (11./3.)	1.25 1.24	2.00 2.01	55.48 54.95	1:48.67 (18./4.) 1:47.95 (17./5.) 1:48.03 (15./4.)	+5,020 +0,160	1:47.95 (19.) 133,395
6.	299	PILAŘ Rostislav LRT - Ozzy Motorsport	CZ 1960	Ford Escort RS 2000 NA-2000	1.69	2.73	1:06.42 1:54.41 (29./1.)	1.55 1.61	2.50 2.55	56.08 56.08	1:49.09 (20./1.) 1:48.04 (21./1.) 1:48.60 (16./1.)	+5,670 +0,650	1:48.60 (20.) 132,597
7.	67	JERMAN Martin -	CZ 2012	Mitsubishi Lancer Evo IX NA+2000	1.70 1.09	58.98 1.79	1:52.04 (10./4.) 2:05.63 (36./10.)	1.15 1.30	1.86 2.08	1:02.60 55.15	2:04.43 (33./9.) 1:48.70 (19./6.) 1:51.84 (27./7.)	+5,770 +0,100	1:48.70 (21.) 132,475
8.	10	STEHLÍK Karel KV Motorsport Team	CZ 1980	Mitsubishi Lancer Evo IX NA+2000	1.30 1.35	1:01.08 2.19	2:05.41 (26./9.) 1:58.39 (33./9.)	1.32 1.36	2.17 2.17	1:02.80 55.34	2:06.98 (36./10.) 1:48.83 (20./7.) 1:52.66 (29./9.)	+5,900 +0,130	1:48.83 (22.) 132,316
9.	273	PEŠL Jaroslav X	CZ 1978	Mitsubishi Lancer Evo IX NA+2000	1.57 1.56	58.37 2.49	1:53.59 (14./7.) 1:49.35 (14./4.)	1.22 1.53	1.99 2.49	54.94 56.85	1:48.89 (19./5.) 1:51.79 (25./9.) 1:51.69 (25./6.)	+5,960 +0,060	1:48.89 (23.) 132,244
10.	3	RYBNÍČEK Marek Liqui Moly Komvet Racing	CZ 1980	Škoda Octavia WRC NA+2000	1.12 1.13	58.05 1.85	1:54.20 (15./8.) 1:50.16 (19./6.)	1.10 1.15	1.83 1.89	56.99 56.62	1:51.05 (24./7.) 1:50.57 (23./8.) 1:54.68 (30./10.)	+7,640 +1,680	1:50.57 (27.) 130,234
11.	68	SAJLER Filip -	CZ 2012	Mitsubishi Lancer Evo X NA+2000	2.16 1.48	1:12.23 2.26	2:07.58 (27./10.) 1:52.60 (24./7.)	1.19 1.27	1.99 2.02	58.27 1:05.07	1:56.72 (31./8.) 2:00.20 (34./10.) 1:52.10 (28./8.)	+9,170 +1,530	1:52.10 (31.) 128,457

GROUP E2-SH

1.	95	KOLBÁBEK Radek LRT - LPG Nedvědice	CZ 1973	Ford Sierra 4000 E2SH	1.19 1.15	57.92 1.93	1:53.27 (13./1.) 1:46.66 (8./1.)	1.15 1.13	1.88 1.89	53.68 52.52	1:46.34 (9./1.) 1:43.70 (6./1.) 1:44.84 (8./1.)		1:43.70 (8.) 138,862
----	----	--	------------	--------------------------	--------------	---------------	-------------------------------------	--------------	--------------	----------------	---	--	--------------------------------



Berg Cup Historic Cars

GROUP HA1

Rank	№	Driver Entrant	Country Bird	Car Class	Qualification				RACE				Diff. Prev.	TIME Speed (km/h)
					10 m	20 m	1000m	Time	10m	20m	1000m	Time		
1.	448	MIKEŠ Jaroslav Vracov	CZ 1979	Škoda 130RS HA1-2000	1.32	2.16	57.80	2:13.35 (32./1.) 1:52.41 (22./1.)	1.34	2.17	57.80	1:51.15 (25./1.) 1:52.10 (27./1.)		1:50.19 (1.) 130,683
2.	498	ONDREJKA Ján JOSK Racing team	SK 1953	Škoda 130 RS HA1-1300	1.92	3.03	1:17.11 1:03.48	2:35.15 (35./1.) 2:03.11 (35./1.)	1.34	2.18	56.27	1:50.19 (21./1.) 2:02.30 (32./1.) DNS	+10,490 +10,490	2:00.68 (2.) 119,324
									1.62	2.63	1:01.71	2:00.68 (35./1.)		

Competition / Weather Information									
Qualification					RACE				
	Time	Weather	Temp. (°C)			Time	Weather	Temp. (°C)	
			Air	Road				Air	Road
1st Round	9:02: - 9:56:	Sunny	14	5	1st Round	12:05 - 12:53	Semicyludy	19	12
2nd Round	10:18 - 11:06	Sunny	16	7	2nd Round	13:33 - 14:22	Semicyludy	20	15
					3rd Round	14:59 - 15:48	Semicyludy	21	17

Statistics										
		Time			Speed (km/h)			Competitors / Nations		
		Min	Max	Avg.	Max	Min	Avg.	in start list	started	with results
Qualification	1st Round	1:40.380	2:35.150	1:59.676	71,727	46,407	60,162	37/2	35/2	35/2
	2nd Round	1:36.520	2:05.630	1:50.564	74,596	57,311	65,120	37/2	36/2	36/2
RACE	1st Round	1:36.900	2:06.980	1:50.365	74,303	56,702	65,238	37/2	36/2	36/2
	2nd Round	1:37.450	2:00.200	1:48.535	73,884	59,900	66,338	37/2	34/2	34/2
	3rd Round	1:37.500	2:00.680	1:48.726	73,846	59,662	66,221	37/2	35/2	35/2

Race Director RYBNÍČEK Ivan (CZE)	Sport Marshal IHA  BARTL Miroslav (CZE)	Main Timekeeper  ŠABÍK Ľuboš (SVK)
--	--	---