


LIQUI MOLY BERG CUP 2012

5° Weekend of champions

5. - 7. 10. 2012



Jury / Competition Management		Hill Data	
Chief of Competition	BARTL Miroslav (CZE)	Start Altitude	m
Race Director	RYBNÍČEK Ivan (CZE)	Finish Altitude	m
Vice chairman	ČERVENKOVÁ Alice (CZE)	Vertical Drop	m
Sport Marshal IHA	BARTL Miroslav (CZE)	Course Length	2000 m
Technical Marshal IHA	DANĚK Pavel (CZE)	Min course Width	7 m
		Count of right-hand bend	
		Count of left-hand bend	
		Hill Record	:
			:

Rank	№	Driver Entrant	Country Bird	Car Class	Qualification				RACE				Diff. Prev.	TIME Speed (km/h)
					10 m	20 m	1000m	Time	10m	20m	1000m	Time		
CLASS S1+2000/2WD														
1.	343	KLUKAN Radek LRT - RR Motorsport	CZ 1973	BMW M3 S1+2000/2WD	1.56	2.55	1:22.56 1:01.85	2:24.16 (34./1.) 2:00.76 (34./1.)	1.43 1.41 1.47 1.84 2.16 1.83	2.41 2.38 2.47 59.67 1:00.73 59.50	1:56.60 (30./1.) 1:58.24 (31./1.) 1:56.50 (32./1.) 2:39.51 (31./1.) 2:38.68 (31./1.) 2:40.90 (32./1.)		4:35.18 (32.) 52,329	
CLASS S1+2000/4WD														
1.	8	ŠUBERT Drahoslav Liqui Moly Komvet Racing	CZ 1972	Mitsubishi Lancer Evo IX S1+2000/4WD	1.61	2.56	1:04.56 57.39	2:02.34 (22./2.) 1:49.83 (17./2.)	1.30 1.43 1.38 1.32	2.11 2.24 55.05 57.15	1:48.31 (15./1.) 1:46.96 (13./1.) 1:49.02 (17./2.) 2:04.69 (7./1.) 2:08.46 (16./2.) 2:02.48 (7./1.)		3:49.44 (11.) 62,762	
2.	321	HAVLIČEK Luboš A.M.S.R.T.	CZ 1978	Mitsubishi Lancer Evo VIII S1+2000/4WD	1.25	2.08	1:02.61 55.33	1:59.24 (20./1.) 1:48.52 (12./1.)	1.23 1.18 1.43 1.33	2.10 2.01 1.92 53.80	1:48.65 (16./2.) 1:47.21 (14./2.) 1:46.77 (13./1.) 2:07.40 (10./2.) 2:04.09 (6./1.) 2:06.99 (17./2.)	+1,420 +1,420	3:50.86 (13.) 62,375	
3.	324	MEIXNER Richard Liqui Moly Komvet Racind	CZ 1975	Mitsubishi Lancer EVO VIII S1+2000/4WD	1.51	2.37	1:13.62 59.23	2:11.21 (30./3.) 1:53.94 (28./3.)	1.25 1.33 1.34 1.48	2.39 1.99 2.22 57.48 56.29	1:55.93 (29./3.) 1:50.63 (24./3.) 1:49.86 (19./3.) 2:23.20 (23./3.) 2:14.95 (22./3.) 2:21.40 (29./3.)	+15,370 +13,950	4:04.81 (28.) 58,821	
CLASS NA-2000														

Rank	No	Driver Entrant	Country Bird	Car Class	Qualification				RACE				Diff. Prev.	TIME Speed (km/h)
					10 m	20 m	1000m	Time	10m	20m	1000m	Time		
1.	299	PILÁŘ Rostislav LRT - Ozzy Motorsport	CZ 1960	Ford Escort RS 2000 NA+2000	1.06.42 1:54.41 (29./1.)	2:08.45 (29./1.)	1.55	2.50	56.08	1:49.09 (20./1.)	4:01.14 (23.) 59,716			
							1.61	2.55	56.08	1:48.94 (21./1.)				
							1.66	2.66	55.94	1:48.60 (16./1.)				
							1.97			2:16.50 (20./1.)				
							1.90			2:12.54 (19./1.)				
										2:15.02 (24./1.)				

CLASS NA+2000

1.	19	DROTÁR Igor -	SK 2012	Škoda Fabia WRC NA+2000	1.12 1.82 54.42 1:45.93 (4./1.)	1:44.93 (6./2.)	1.14	1.83	53.36	1:43.85 (6./1.)	3:38.23 (1.) 65,985
							1.32	2.06	53.14	1:43.89 (7./1.)	
							1.28	1.99	52.62	1:42.93 (6./1.)	
							1.48			1:55.30 (1./1.)	
							1.47			1:55.73 (2./2.)	
							1.46			1:55.41 (2./2.)	
2.	66	BENEŠ Oskar Empreza racing	CZ 1993	Mitsubishi Lancer EVO X NA+2000	1.48 2.29 56.82 1:49.89 (7./3.)	1:44.35 (5./1.)	1.10	1.81	54.45	1:47.95 (13./3.)	+2,000 3:40.23 (2.) 65,386
							1.17	1.88	53.80	1:46.50 (12./3.)	
							1.20	1.91	53.55	1:45.85 (12./3.)	
							1.38			1:56.80 (2./2.)	
							1.37			1:54.38 (1./1.)	
							58.94			1:54.81 (1./1.)	
3.	65	BLAHO Dan Xxxxx	CZ 1974	Mitsubishi Lancer Evo X NA+2000	1.19 1.94 56.18 1:48.87 (6./2.)	1:53.17 (25./8.)	1.41	2.21	56.91	1:49.80 (23./6.)	+6,640 3:44.87 (5.) 64,037
							1.09	1.86	53.56	1:45.70 (10./2.)	
							1.09	1.83	53.95	1:45.76 (11./2.)	
							1.37			1:59.18 (3./3.)	
							1.30			1:59.42 (3./3.)	
							1.33			1:59.17 (3./3.)	
4.	39	KOVALČIK Michal st. -	SK 2012	Škoda Octavia WRC NA+2000	1.07 1.79 57.90 1:52.46 (11./5.)	1:49.55 (15./5.)	1.23	1.96	54.64	1:47.79 (12./2.)	+9,550 3:47.78 (6.) 63,219
							1.24	1.99	55.23	1:47.93 (16./4.)	
							1.25	1.99	55.82	1:49.57 (18./5.)	
							1.44			1:59.99 (4./4.)	
							1.42			2:00.03 (4./4.)	
							1.42			2:02.76 (9./6.)	
5.	67	JERMAN Martin -	CZ 2012	Mitsubishi Lancer Evo IX NA+2000	1.70 2.68 58.98 1:52.04 (10./4.)	2:05.63 (36./10.)	1.15	1.86	1:02.60	2:04.43 (33./9.)	+10,080 3:48.31 (8.) 63,072
							1.30	2.08	55.15	1:48.70 (19./6.)	
							1.07	1.77	59.73	1:51.84 (27./7.)	
							1.52			2:13.18 (17./8.)	
							1.32			2:06.01 (12./6.)	
							1:00.6€			1:59.61 (4./4.)	
6.	40	KOVALČIK Michal ml. -	SK 2012	Škoda Octavia WRC NA+2000	1.13 1.85 57.37 1:52.65 (12./6.)	1:48.21 (11./3.)	1.25	2.00	55.48	1:48.67 (18./4.)	+10,810 3:49.04 (10.) 62,871
							1.24	1.99	55.41	1:48.21 (11./3.)	
							1.26	2.02	55.15	1:48.03 (15./4.)	
							1.48			2:06.50 (8./6.)	
							1.48			2:04.14 (7./5.)	
							1.44			2:01.09 (5./5.)	
7.	273	PEŠL Jaroslav X	CZ 1978	Mitsubishi Lancer Evo IX NA+2000	1.57 2.54 58.37 1:53.59 (14./7.)	1:49.35 (14./4.)	1.22	1.99	54.94	1:48.89 (19./5.)	+13,070 3:51.30 (14.) 62,257
							1.53	2.49	56.85	1:51.79 (25./9.)	
							1.38	2.22	57.36	1:51.69 (25./6.)	
							1.25			2:02.41 (6./5.)	
										-DNS-	
										-DNS-	
8.	68	SAJLER Filip -	CZ 2012	Mitsubishi Lancer Evo X NA+2000	2.16 3.15 1:12.23 2:07.58 (27./10.)	1:52.60 (24./7.)	1.19	1.99	58.27	1:56.72 (31./8.)	+17,270 3:55.50 (19.) 61,146
							1.27	2.02	1:05.07	2:00.20 (34./10.)	
							1.23	2.02	56.08	1:52.10 (28./8.)	
							1.46			2:32.43 (29./10.)	
							1.40			2:29.49 (28./9.)	
							1:03.91			2:03.40 (11./7.)	
9.	3	RYBNÍČEK Marek Liqui Moly Komvet Racing	CZ 1980	Škoda Octavia WRC NA+2000	1.12 1.85 58.05 1:54.20 (15./8.)	1:50.16 (19./6.)	1.10	1.83	56.99	1:51.05 (24./7.)	+22,010 4:00.24 (22.) 59,940
							1.15	1.89	56.62	1:50.57 (23./8.)	
							1.25	2.00	58.87	1:54.68 (30./10.)	
							1.52			2:10.62 (14./7.)	
							1.27			2:09.67 (17./7.)	
							1.46			2:12.06 (21./8.)	
10.	10	STEHLÍK Karel KV Motorsport Team	CZ 1980	Mitsubishi Lancer Evo IX NA+2000	1.30 2.16 1:01.08 2:05.41 (26./9.)	1:58.39 (33./9.)	1.32	2.17	1:02.80	2:06.98 (36./10.)	+27,710 4:05.94 (29.) 58,551
							1.36	2.17	55.34	1:48.83 (20./7.)	
							1.31	2.15	58.03	1:52.66 (29./9.)	
							1.30			2:17.11 (21./9.)	
							1.39			2:17.96 (23./8.)	
							1.34			2:18.12 (26./9.)	

CLASS E1-1600

1.	204	STANĚK Vojtěch Liqui Moly Komvet Racing	CZ 1974	Peugeot 106 maxi E1-1600	1.48 2.46 56.37 1:50.24 (8./1.)	1:46.67 (9./1.)	1.55	2.38	55.23	1:47.00 (11./1.)	3:49.56 (12.) 62,729
							1.59	2.50	54.15	1:45.53 (9./1.)	
							1.64			2:16.16 (19./1.)	
							1.62			2:04.92 (11./1.)	
										2:04.32 (13./1.)	

CLASS E1-2000

1.	189	BOHÁČ Milan LRT - Boháč Milan s.r.o.	CZ 1957	Renault Clio E1-2000	1.45 2.35 57.25 2:08.06 (28./2.)	1:46.56 (7./1.)	1.53	2.31	53.80	1:45.40 (8./1.)	3:48.16 (7.) 63,114
							1.61	2.58	54.10	1:45.18 (8./1.)	
							1.71			1:45.65 (10./1.)	
							1.70			2:07.06 (9./1.)	
										2:04.51 (8./1.)	
										2:02.98 (10./1.)	

Rank	№	Driver Entrant	Country Bird	Car Class	Qualification				RACE				Diff. Prev.	TIME Speed (km/h)	
					10 m	20 m	1000m	Time	10m	20m	1000m	Time			
2.	172	BEK Tomáš Hronov	CZ 1968	Renault Clio E1-2000	1.57	2.50	1:00.10	1:57.86 (18./1.)	2.47	56.19	1:49.73 (22./2.)	+5,320	3:53.48 (15.) 61,676		
					1.57	2.50	57.10	1:50.40 (21./2.)	1.57	2.49	56.47	1:50.37 (22./2.)		+5,320	
									1.58	2.52	56.53	1:51.31 (24./2.)			
									1.61			2:12.45 (16./2.)			
								1.68				2:06.39 (13./2.)		2:03.75 (12./2.)	
CLASS E1+2000/2WD															
1.	131	JUHAS Martin PPC Motorsport	SK 1980	BMW M3 E1+2000/2WD	1.48	2.45	59.76	1:58.48 (19./1.)	2.30	54.53	1:46.70 (10./1.)		3:54.17 (18.) 61,494		
					1.37	2.23	55.17	1:47.61 (10./1.)	1.42	2.29	54.15	1:46.04 (11./1.)			
									1.38	2.24	53.51	1:44.83 (7./1.)			
									1.58			2:13.69 (18./1.)			
								1.63				2:10.43 (18./1.)		2:09.34 (19./1.)	
CLASS E1+2000/4WD															
1.	7	ZEMAN Martin Liqui Moly Komvet Racing	CZ 1974	Mitsubishi Lancer EVO VI E1+2000/4WD	1.27	2.10	57.76	1:51.46 (9./1.)	2.15	1:08.93	2:06.84 (36./4.)		3:53.57 (16.) 61,652		
					1.24	2.03	54.86	1:48.71 (13./1.)	1.25	2.03	57.45	1:53.21 (30./3.)			
									1.27	2.11	1:01.10	1:54.73 (31./3.)			
									1.39			2:00.36 (5./1.)			
								1.45				2:01.77 (5./1.)		2:02.01 (6./1.)	
2.	6	ŠPALEK Jiří Liqui Moly Komvet Racing	CZ 1972	Mitsubishi Lancer WRC 05 E1+2000/4WD	1.35	2.16	59.67	1:56.29 (17./2.)	1.96	56.52	1:51.89 (26./1.)	+0,160	3:53.73 (17.) 61,610		
					1.26	1.99	58.01	1:53.18 (26./2.)	1.15	1.87	56.75	1:52.46 (28./2.)		+0,160	
									1.17	1.87	56.07	1:51.00 (23./2.)			
									1.43			2:07.61 (11./2.)			
								1.47				2:04.90 (10./2.)		2:02.73 (8./2.)	
3.	120	DOSEDĚL Dušan DK Mont	CZ 1972	Subaru impreza WRC STI E1+2000/4WD	- DNS -				2.68	1:11.01	2:06.93 (34./3.)	+2,660	3:56.23 (20.) 60,958		
									1.41	2.23	57.42	1:51.84 (26./1.)		+2,500	
									1.34	2.11	56.51	1:50.78 (22./1.)			
									1.41			- DNS -			
												- DNS -		2:05.45 (15./3.)	
4.	112	CICHÁ Veronika KV Motorsport Team	CZ 1987	Mitsubishi Lancer Evo IV E1+2000/4WD	1.31	2.19	1:04.34	2:02.68 (24./3.)	2.00	57.29	1:53.03 (27./2.)	+8,020	4:01.59 (25.) 59,605		
					1.27	2.19	57.43	1:55.10 (30./3.)	1.43	2.30	1:01.60	1:58.51 (32./4.)		+5,360	
									1.31	2.53	59.91	1:57.36 (33./4.)			
									1.61			2:26.70 (26./3.)			
								1.73				2:29.39 (27./3.)		2:08.56 (18./4.)	
CLASS E2SH															
1.	95	KOLBÁBEK Radek LRT - LPG Nedvědice	CZ 1973	Ford Sierra 4000 E2SH	1.19	1.97	57.92	1:53.27 (13./1.)	1.88	53.68	1:46.34 (9./1.)		3:48.82 (9.) 62,932		
					1.15	1.93	54.51	1:46.66 (8./1.)	1.15	1.89	52.52	1:43.70 (6./1.)			
									1.13	1.86	52.49	1:44.84 (8./1.)			
									1.32			2:11.53 (15./1.)			
								1.36				2:06.80 (14./1.)		2:05.12 (14./1.)	
CLASS E2/C-1600															
1.	15	ŠVOBODA Milan JSC racing Pelhřimov	CZ 1980	BRC CM02 E2/C-1600	1.51	2.34	55.12	1:45.88 (3./1.)	1.65	2.50	51.75	1:40.14 (3./1.)		3:42.85 (3.) 64,617	
					1.47	2.25	51.71	1:40.36 (3./1.)	1.54	2.35	50.64	1:38.30 (2./1.)			
									1.43	2.20	50.27	1:38.86 (3./1.)			
									1.77			2:09.90 (13./1.)			
								1.81				2:04.55 (9./1.)		2:05.55 (16./1.)	
2.	77	VÁCHAL Lukáš Kocour Racing Team	CZ 1980	Formula Kart Yamaha 1000 E2/C-1600	1.21	2.02	55.50	1:47.80 (5./2.)	1.89	51.26	1:44.31 (7./3.)	+18,570	4:01.42 (24.) 59,647		
					1.25	2.02	1:05.24	1:56.81 (32./3.)	1.22	1.94	51.83	1:41.37 (4./3.)		+18,570	
									1.20	1.90	51.52	1:41.71 (6./3.)			
									1.44			2:28.32 (28./3.)			
								1.54				2:31.08 (29./3.)		2:20.05 (28./2.)	
3.	88	VÁCHAL Ondřej Kocour Racing Team	CZ 1982	Formula Kart Yamaha 1000 E2/C-1600	1.18	1.86	1:04.50	2:11.33 (31./3.)	1.15	1.83	51.57	1:41.70 (6./2.)	+19,460	4:02.31 (27.) 59,428	
							52.54	1:42.23 (4./2.)	1.17	1.89	51.08	1:39.85 (3./2.)	+0,890		
									1.26	1.99	50.20	1:38.87 (4./2.)			
									1.44			2:28.07 (27./2.)			
								1.41				2:23.44 (25./2.)		2:30.60 (30./3.)	
CLASS E2/C-2000															
9		TRNKA Jakub Liqui Moly Komvet Racing	CZ 1982	Norma M20F E2/C-2000	1.53	2.44	1:00.80	2:21.55 (33./1.)	1.34	2.11	51.51	1:40.66 (4./1.)		- DNF -	
					1.60	2.43	57.20	1:50.02 (18./1.)	1.40	2.19	53.29	1:42.88 (5./1.)			
									1.35	2.07	50.84	1:38.75 (2./1.)			
												- DNS -			
												- DNS -		- DNS -	
CLASS E2/C+2000															
1.	2	MLEJNEK Aleš REC	CZ 1967	E2/C+2000	1.31	2.07	51.23	1:40.38 (1./1.)	1.24	49.56	1:36.90 (1./1.)		3:43.99 (4.) 64,289		
					1.33	2.12	50.01	1:37.45 (2./2.)	1.28	2.02	49.44	1:37.45 (1./1.)			
									1.34	2.13	49.76	1:37.50 (1./1.)			
									1.54			2:09.81 (12./1.)			
								1.42				2:07.09 (15./1.)		2:12.33 (22./1.)	

Rank	No	Driver Entrant	Country Bird	Car Class	Qualification				RACE				Diff. Prev.	TIME Speed (km/h)
					10 m	20 m	1000m	Time	10m	20m	1000m	Time		
	1	KOMÁREK David Liqui Moly Komvet Racing	CZ 1975	Norma M20F E2/C+2000	1.19 1.21	1.92 1.89	54.23 48.76	1:44.52 (2./2.) 1:36.52 (1./1.)	1.25 1.97	50.56	1:37.99 (2./2.)	- DNS - DNS - DNS - DNS	- DNF -	

CLASS S+2000

1.	666	KÁRNÝ Aleš AK Motorsport	CZ 1980	Mitsubishi Lancer Evo IX S+2000	1.24	1.99	1:00.13 56.30	1:55.39 (16./1.) 1:49.69 (16./1.)	1.20 1.34	1.94 2.13	55.91 55.19	1:48.10 (14./1.) 1:48.28 (18./2.) 2:17.27 (22./1.) 2:14.33 (21./2.) 2:09.80 (20./1.)	3:57.29 (21.) 60,685	
2.	600	KÁRNÝ David AK Motorsport	CZ 1980	Mitsubishi Lancer Evo IX S+2000	1.66	2.47	1:03.70 57.08	2:03.37 (25./4.) 1:50.31 (20./2.)	1.32 1.36	2.08 2.13	55.74 55.59	1:48.66 (17./2.) 1:47.85 (15./1.) 1:50.15 (20./2.) 2:32.78 (30./3.) 2:13.89 (20./1.) 2:16.79 (25./3.)	+4,450 +4,450	4:01.74 (26.) 59,568
3.	602	CHALUPA Radim Liqui Moly Komvet Racing Team	CZ 1975	Subaru Impreza WRX Sti S+2000	1.25	2.07	1:04.42 57.66	2:02.49 (23./3.) 1:53.56 (27./4.)	1.26 1.25	2.07 2.03	58.15 57.15	1:54.12 (28./4.) 1:52.02 (29./3.) 2:43.64 (33./4.) 2:31.53 (30./4.) 2:14.34 (23./2.)	+8,820 +4,370	4:06.11 (30.) 58,510
4.	603	ANČÍK František Silard racing team	SK 1976	Chevrolet Corvette Z06 GT S+2000	1.57	2.49	1:02.57 57.68	2:01.12 (21./2.) 1:52.48 (23./3.)	1.50 1.56	2.38 2.46	56.06 1:00.96 1:01.28	1:49.55 (21./3.) 1:58.62 (33./4.) 1:57.56 (34./4.) 2:25.65 (25./2.) 2:21.83 (24./3.) 2:19.41 (27./4.)	+11,670 +2,850	4:08.96 (31.) 57,841

CLASS HA1-1300

1.	498	ONDREJKA Ján JOSK Racing team	SK 1953	Škoda 130 RS HA1-1300	1.92	3.03	1:17.11 1:03.48	2:35.15 (35./1.) 2:03.11 (35./1.)	1.62	2.72 2.63	1:01.83 1:01.71	2:02.30 (32./1.) - DNS 2:00.68 (35./1.) 2:40.64 (32./1.) - DNS - DNS	4:41.32 (2.) 51,187
----	-----	---	------------	--------------------------	------	------	--------------------	--------------------------------------	------	--------------	--------------------	---	------------------------

CLASS HA1-2000




1.	448	MIKEŠ Jaroslav Vracov	CZ 1979	Škoda 130RS HA1-2000	1.32	2.16	57.80	2:13.35 (32./1.) 1:52.41 (22./1.)	1.34 1.34	2.16 2.18	57.40 57.80 56.27	1:51.16 (26./1.) 1:52.10 (27./1.) 1:50.19 (21./1.) 2:25.13 (24./1.) 2:25.14 (26./1.) 2:30.60 (30./1.)	4:15.32 (1.) 56,400
----	-----	---------------------------------	------------	-------------------------	------	------	-------	--------------------------------------	--------------	--------------	-------------------------	--	------------------------

Competition / Weather Information

Qualification					RACE				
	Time	Weather	Temp. (°C)			Time	Weather	Temp. (°C)	
			Air	Road				Air	Road
1st Round	9:02: - 9:56:	Sunny	14	5	1st Round	12:05 - 12:53	Semicyludy	19	12
2nd Round	10:18 - 11:06	Sunny	16	7	2nd Round	13:33 - 14:22	Semicyludy	20	15
					3rd Round	14:59 - 15:48	Semicyludy	21	17

Statistics

		Time			Speed (km/h)			Competitors / Nations		
		Min	Max	Avg.	Max	Min	Avg.	in start list	started	with results
Qualification	1st Round	1:40.380	2:35.150	1:59.676	71,727	46,407	60,162	37/2	35/2	35/2
	2nd Round	1:36.520	2:05.630	1:50.564	74,596	57,311	65,120	37/2	36/2	36/2
RACE	1st Round	1:36.900	2:06.980	1:50.365	74,303	56,702	65,238	37/2	36/2	36/2
	2nd Round	1:37.450	2:00.200	1:48.535	73,884	59,900	66,338	37/2	34/2	34/2
	3rd Round	1:37.500	2:00.680	1:48.726	73,846	59,662	66,221	37/2	35/2	35/2

Race Director  RYBNÍČEK Ivan (CZE)	Sport Marshal IHA  BARTL Miroslav (CZE)	Main Timekeeper  ŠABÍK Ľuboš (SVK)
--	---	--