


LIQUI MOLY BERG CUP 2012

Násedlovice, 20.4.2013

Násedlovice, 18. - 20. 4. 2013

Absolute Results



Jury / Competition Management		Hill Data	
Chief of Competition	GÄNSDORFER Aleš (CZE)	Start Altitude	176 m
Race Director	GÄNSDORFER Aleš (CZE)	Finish Altitude	261 m
Vice chairman	NYKODÝMOVÁ Jana (CZE)	Vertical Drop	85 m
Sport Marshal IHA	BARTL Miroslav (CZE)	Course Length	2210 m
Technical Marshal IHA	DANĚK Pavel (CZE)	Min course Width	6 m
		Count of right-hand bend	5
		Count of left-hand bend	4
		Hill Record	, KRÁMSKÝ Otakar Osella BMW: 58.07

Rank	No	Driver Entrant	Country Bird	Car Class	Qualification		RACE				Diff. Prev. Speed (km/h)	TIME
					10 m	20 m	1600m	Time	10m	20m		

Berg Cup Actual Cars

1.	1	KOMÁREK David KOMVET-EUROVRÁK racing	CZ 1975	Norma M20F E2/C+2000	1.79 20.55	4.35 4.17	1:03.72 (1./1.) 1:00.56 (1./1.)	1.70 1.67	4.20 4.14	1:00.53 (1./1.) 59.55 (1./1.)	-DNS-	2:00.08 (1.) 132,512 Δ 0,980 (18.)
2.	4	NOVICKÝ Michal REC	CZ 1977	Reynard 032 F3 E2/C-2000	1.90 2.10	4.80 5.19	1:10.96 (7./1.) 1:03.87 (2./1.)	1.78 1.79	4.59 4.54	1:02.46 (2./1.) 1:01.66 (2./1.)	+4,040 +4,040	2:04.12 (1.) 128,199 Δ 0,800 (15.)
3.	7	ZEMAN Martin KRTZ	CZ 1974	Mitsubishi Lancer Evo IV E1+2000/4WD	1.89 1.96	4.66 4.63	1:08.21 (2./1.) 1:04.56 (3./1.)	1.82 1.78	4.43 4.39	1:03.67 (3./1.) 1:03.89 (3./1.)	+7,480 +3,440	2:07.56 (1.) 124,741 Δ 0,220 (2.)
4.	5	ŠPALEK Jiří KOMVET-EUROVRÁK racing	CZ 980	Mitsubishi Lancer WRC 05 E1+2000/4WD	1.63 1.71	4.16 4.32	1:16.10 (14./3.) 1:05.62 (4./2.)	1.65 1.68	4.28 4.21	1:05.20 (4./2.) 1:05.89 (4./2.)	+11,010 +3,530	2:11.09 (2.) 121,382 Δ 0,690 (14.)
5.	2	RYBNÍČEK Marek Liqui Moly Racing Team	CZ 1980	Mitsubishi Lancer EVO VIII NA+2000	1.73 1.74	4.65 4.58	1:09.75 (4./1.) 1:07.30 (5./1.)	1.72 1.75	4.53 4.55	1:06.53 (5./1.) 1:05.94 (5./1.)	+12,390 +1,380	2:12.47 (1.) 120,118 Δ 0,590 (11.)
6.	183	NEVESELÝ Radek Hostěnice	CZ 1981	Škoda Octavia E1-2000	2.14 2.15	5.36 5.28	1:10.45 (5./1.) 1:07.71 (6./1.)	2.08 2.11	5.17 5.21	1:06.98 (6./1.) 1:06.64 (6./1.)	+13,540 +1,150	2:13.62 (1.) 119,084 Δ 0,340 (4.)
7.	100	STEHLIK Karel KV Motorsport team	CZ 1980	Mitsubishi Colt EVO E1+2000/4WD	1.58 1.63	4.16 4.48	1:08.38 (3./2.) 1:08.88 (7./3.)	1.89 1.63	4.59 4.26	1:07.66 (7./1.) 1:07.25 (7./3.)	+14,830 +1,290	2:14.91 (3.) 117,945 Δ 0,410 (8.)
8.	64	KRAKOVIČ Radek REC	CZ 1986	FIKS 09RK E2/C-1600	1.90 1.90	4.92 5.21	1:10.64 (6./1.) 1:20.41 (24./2.)	1.89 1.80	4.76 4.64	1:08.03 (8./1.) 1:07.38 (8./1.)	+15,330 +0,500	2:15.41 (1.) 117,510 Δ 0,650 (12.)
9.	263	JERMAN Martin Liqui Moly Racing Team	CZ 1959	Mitsubishi Lancer EVO IX NA+2000	1.74 1.66	4.69 4.55	1:13.76 (10./1.) 1:10.89 (10./2.)	1.66 1.69	4.38 4.36	1:09.09 (9./1.) 1:07.73 (9./2.)	+16,740 +1,410	2:16.82 (2.) 116,299 Δ 1,360 (22.)
10.	189	BOHÁČ Milan LRT - Renault Chrudim	CZ 1957	Renault Clio E1-2000	2.24 2.22	5.63 5.32	1:14.76 (13./4.) 1:10.33 (8./2.)	2.23 2.22	5.36 5.30	1:09.72 (10./2.) 1:09.06 (10./2.)	+18,700 +1,960	2:18.78 (2.) 114,656 Δ 0,660 (13.)
11.	320	MEIXNER Richard KV motorsport team	CZ 1974	Mitsubishi Lancer Evo VIII S1+2000/4WD	1.99 1.84	5.09 4.87	1:13.56 (8./1.) 1:10.69 (9./1.)	1.84 1.97	4.92 5.18	1:10.08 (12./1.) 1:09.68 (12./1.)	+19,680 +0,980	2:19.76 (1.) 113,852 Δ 0,400 (7.)

Rank	No	Driver Entrant	Country Bird	Car Class	Qualification			RACE				Diff. Prev.	TIME Speed (km/h)
					10 m	20 m	1600m	Time	10m	20m	1600m		
12.	262	CICHÁ Veronika KV Motorsport team	CZ 1987	Mitsubishi Lancer EVO VIII NA+2000	2.08 1.93	5.27 5.00	1:19.83 (17./4.) 1:14.40 (17./4.)	1.92 2.03	4.88 4.97	1:11.82 (14./2.) 1:10.69 (13./3.)	+22,430 +2,750	2:22.51 (3.) 111,655 Δ 1,130 (20.)	
13.	62	RÝZEK Milan KV motorsport team	SK 1985	FIKS 01 E2/C-1600	2.11 1.79	5.76 5.09	1:14.52 (12./2.) 1:11.62 (12./1.)	1.86 1.93	5.13 5.18	1:11.93 (15./2.) 1:10.89 (15./2.)	+22,740 +0,310	2:22.82 (2.) 111,413 Δ 1,040 (19.)	
14.	265	SAJLEROVÁ Gabriela Liqui Moly Racing Team	CZ 2013	Mitsubishi Lancer EVO X NA+2000	1.79 1.80	4.82 4.74	1:17.11 (16./3.) 1:12.75 (14./3.)	1.89 1.69	4.86 4.59	1:12.43 (18./3.) 1:10.71 (14./4.)	+23,060 +0,320	2:23.14 (4.) 111,164 Δ 1,720 (24.)	
15.	177	BACULÍK Radim KV Motorsport Team	CZ 1977	Škoda Fabia TDi E1-2000	1.69	4.80	1:13.65 (9./2.) 1:12.97 (15./4.)	1.80 1.75	4.92 4.91	1:11.51 (13./3.) 1:12.45 (18./4.)	+23,880 +0,820	2:23.96 (3.) 110,531 Δ 0,940 (17.)	
16.	264	SAJLER Filip Liqui Moly Racing Team	CZ 1979	Mitsubishi Lancer EVO X NA+2000	1.90 1.93	4.93 4.88	1:16.42 (15./2.) 1:18.56 (21./5.)	1.90 1.80	4.86 4.83	1:12.39 (17./1.) 1:11.86 (16./5.)	+24,170 +0,290	2:24.25 (5.) 110,308 Δ 0,530 (10.)	
17.	198	FIBICH Václav Fibich Václav Přeprava osob	CZ 1983	Opel Corsa B E1-2000	2.15 2.08	5.27 5.21	1:13.86 (11./3.) 1:12.05 (13./3.)	2.18 2.07	5.33 5.16	1:12.36 (16./4.) 1:11.98 (17./3.)	+24,260 +0,090	2:24.34 (4.) 110,240 Δ 0,380 (5.)	
18.	373	LOUBAL Lubomír AMSRT	CZ 1982	VW Golf S1-2000	2.69 2.35	6.63 6.52	1:26.03 (24./1.) 1:16.29 (19./1.)	2.37 2.31	6.00 5.91	1:13.52 (20./1.) 1:12.61 (19./1.)	+26,050 +1,790	2:26.13 (1.) 108,889 Δ 0,910 (16.)	
19.	213	MEDUNA Jiří	CZ 1986	Peugeot 106 S16 E1-1600	2.29 2.20	5.99 5.73	1:20.82 (19./1.) 1:15.28 (18./2.)	2.14 2.14	5.56 5.55	1:12.67 (19./1.) 1:14.07 (20./1.)	+26,660 +0,610	2:26.74 (1.) 108,437 Δ 1,400 (23.)	
20.	343	KLUKAN Radek LRT -RRmotorsport	CZ 1973	BMW M3 S1+2000/2WD	2.36 2.31	6.24 6.00	1:23.49 (22./1.) 1:18.64 (22./1.)	2.25 2.19	5.84 5.82	1:19.04 (23./1.) 1:17.02 (22./1.)	+35,980 +9,320	2:36.06 (1.) 101,961 Δ 2,020 (25.)	
21.	399	MÁLEK Dan Málek-motorsport	CZ 1976	Škoda Felicia RS S1-1600	2.44 2.30	6.37 6.09	1:23.39 (21./1.) 1:19.77 (23./1.)	2.29 2.26	6.08 6.05	1:19.29 (24./1.) 1:19.67 (24./1.)	+38,880 +2,900	2:38.96 (1.) 100,101 Δ 0,380 (5.)	
22.	257	MALEŇÁK Dušan AMK Masarykův okruh	CZ 1977	Škoda 130 LR/H E1-1400	2.40	6.81	1:33.56 (27./1.) - DNS -	2.21 2.17	6.60 6.37	1:26.02 (25./1.) 1:22.04 (25./1.)	+47,980 +9,100	2:48.06 (1.) 94,680 Δ 3,980 (26.)	
	217	STANĚK Vojtěch KOMVET-EUROVRAK racing	CZ 1974	Citroën C2 E1-1600	2.35 2.30	5.84 5.72	1:22.07 (20./2.) 1:13.01 (16./1.)	2.24	5.65	- DNF - - DNS - - DNS -		- DNF -	
	8	HAVLÍČEK Luboš -	CZ 1999	Mitsubishi Laguna S1+2000/4WD	1.84	7.16	1:26.92 (25./2.) - DNS -			- DNS - - DNS - - DNS -		- DNF -	

Berg Cup Historic Cars



1.	411	ZMEŠKAL Miloš LRT - Zmeškal Motorsport	CZ 1957	Ralt 032 HA2	1.88	4.68	- DNS - 1:11.22 (11./1.)	1.87 1.85	4.66 4.66	1:10.07 (11./1.) 1:09.55 (11./1.)		2:19.62 (1.) 113,966 Δ 0,520 (9.)
2.	436	JELÍNEK Libor AutoJelinek	CZ 1949	BMW 3.5 CSL HA1+2000	2.17 2.16	5.63 5.44	1:19.89 (18./1.) 1:18.18 (20./1.)	2.13 2.23	5.45 5.53	1:17.04 (21./1.) 1:16.94 (21./1.)	+14,360 +14,360	2:33.98 (1.) 103,338 Δ 0,100 (1.)
3.	484	ZELENÝ Milan Historic Racing Club Jihlava	CZ 1984	Škoda 130 LR HA1-1300	2.12 2.08	5.89 5.88	1:23.67 (23./1.) 1:20.65 (25./1.)	2.02 2.00	5.72 5.70	1:18.69 (22./1.) 1:19.01 (23./1.)	+18,080 +3,720	2:37.70 (1.) 100,900 Δ 0,320 (3.)
4.	441	KLÍCHA Ivan Kličha Ivan	CZ 1950	Volvo 544 Sport HA1-2000	2.50 2.36	6.84 6.56	1:29.21 (26./1.) 1:26.59 (26./1.)	2.41 2.47	6.64 6.76	1:26.54 (26./1.) 1:27.67 (26./1.)	+34,590 +16,510	2:54.21 (1.) 91,338 Δ 1,130 (20.)

Competition / Weather Information

Qualification					RACE				
	Time	Weather	Temp. (°C)			Time	Weather	Temp. (°C)	
			Air	Road				Air	Road
1st Round	9:04: - 9:21:	Cloudy	11	7	1st Round	14:44 - 16:43	Semicyoudy	14	11
2nd Round	11:30 - 11:45	Semicyoudy	13	9	2nd Round	16:58 - 18:29	Semicyoudy	13	12
					3rd Round	-			

Statistics


		Time			Speed (km/h)			Competitors / Nations		
		Min	Max	Avg.	Max	Min	Avg.	in start list	started	with results
Qualification	1st Round	1:03.720	1:33.560	1:17.212	124,859	85,036	103,041	29/2	27/2	27/2
	2nd Round	1:00.560	1:26.590	1:12.800	131,374	91,881	109,286	29/2	26/2	26/2
RACE	1st Round	1:00.530	1:26.540	1:11.741	131,439	91,934	110,899	29/2	27/2	26/2
	2nd Round	59.550	1:27.670	1:11.224	133,602	90,749	111,704	29/2	26/2	26/2
	3rd Round							29/2	0/2	0/0

Race Director GÄNSDORFER Aleš (CZE)	Sport Marshal IHA  BARTL Miroslav (CZE)	Main Timekeeper  ŠABÍK Luboš (SVK)
---	---	--

LIQUI MOLY BERG CUP 2012

Násedlovice, 20.4.2013

Násedlovice, 18. - 20. 4. 2013



Jury / Competition Management		Hill Data	
Chief of Competition	GÄNSDORFER Aleš (CZE)	Start Altitude	176 m
Race Director	GÄNSDORFER Aleš (CZE)	Finish Altitude	261 m
Vice chairman	NYKODÝMOVÁ Jana (CZE)	Vertical Drop	85 m
Sport Marshal IHA	BARTL Miroslav (CZE)	Course Length	2210 m
Technical Marshal IHA	DANĚK Pavel (CZE)	Min course Width	6 m
		Count of right-hand bend	5
		Count of left-hand bend	4
		Hill Record	, KRÁMSKÝ Otakar Osella BMW: 58.07

Rank	No	Driver Entrant	Country Bird	Car Class	Qualification		RACE		Diff. Prev.	TIME Speed (km/h)
					10 m	20 m	1600m	Time		

Berg Cup Actual Cars

CLASS S1-1600

1.	399	MÁLEK Dan Málek-motorsport	CZ 1976	Škoda Felicia RS S1-1600	2.44 2.30	6.37 6.09	1:23.39 (21./1.) 1:19.77 (23./1.)	2.29 2.26	6.08 6.05	1:19.29 (24./1.) 1:19.67 (24./1.)	2:38.96 (21.) 100,101
----	-----	-------------------------------	------------	-----------------------------	--------------	--------------	--------------------------------------	--------------	--------------	--------------------------------------	--------------------------

CLASS S1-2000

1.	373	LOUBAL Lubomír AMSRT	CZ 1982	VW Golf S1-2000	2.69 2.35	6.63 6.52	1:26.03 (24./1.) 1:16.29 (19./1.)	2.37 2.31	6.00 5.91	1:13.52 (20./1.) 1:12.61 (19./1.)	2:26.13 (18.) 108,889
----	-----	-------------------------	------------	--------------------	--------------	--------------	--------------------------------------	--------------	--------------	--------------------------------------	--------------------------

CLASS S1+2000/2WD

1.	343	KLUKAN Radek LRT -RRmotorsport	CZ 1973	BMW M3 S1+2000/2WD	2.36 2.31	6.24 6.00	1:23.49 (22./1.) 1:18.64 (22./1.)	2.25 2.19	5.84 5.82	1:19.04 (23./1.) 1:17.02 (22./1.)	2:36.06 (20.) 101,961
----	-----	-----------------------------------	------------	-----------------------	--------------	--------------	--------------------------------------	--------------	--------------	--------------------------------------	--------------------------

CLASS S1+2000/4WD

1.	320	MEIXNER Richard KV motorsport team	CZ 1974	Mitsubishi Lancer Evo VIII S1+2000/4WD	1.99 1.84	5.09 4.87	1:13.56 (8./1.) 1:10.69 (9./1.)	1.84 1.97	4.92 5.18	1:10.08 (12./1.) 1:09.68 (12./1.)	2:19.76 (11.) 113,852
	8	HAVLÍČEK Luboš -	CZ 1999	Mitsubishi Laguna S1+2000/4WD	1.84	7.16	1:26.92 (25./2.) - DNS -			- DNS - - DNS - - DNS -	- DNF -

CLASS NA+2000




1.	2	RYBNÍČEK Marek Liqui Moly Racing Team	CZ 1980	Mitsubishi Lancer EVO VIII NA+2000	1.73 1.74	4.65 4.58	1:09.75 (4./1.) 1:07.30 (5./1.)	1.72 1.75	4.53 4.55	1:06.53 (5./1.) 1:05.94 (5./1.)	2:12.47 (5.) 120,118	
2.	263	JERMAN Martin Liqui Moly Racing Team	CZ 1959	Mitsubishi Lancer EVO IX NA+2000	1.74 1.66	4.69 4.55	1:13.76 (10./1.) 1:10.89 (10./2.)	1.66 1.69	4.38 4.36	1:09.09 (9./) 1:07.73 (9./2.)	+4,350 +4,350	2:16.82 (9.) 116,299
3.	262	CICHÁ Veronika KV Motorsport team	CZ 1987	Mitsubishi Lancer EVO VIII NA+2000	2.08 1.93	5.27 5.00	1:19.83 (17./4.) 1:14.40 (17./4.)	1.92 2.03	4.88 4.97	1:11.82 (14./2.) 1:10.69 (13./3.)	+10,040 +5,690	2:22.51 (12.) 111,655
4.	265	SAJLEROVÁ Gabriela Liqui Moly Racing Team	CZ 2013	Mitsubishi Lancer EVO X NA+2000	1.79 1.80	4.82 4.74	1:17.11 (16./3.) 1:12.75 (14./3.)	1.89 1.69	4.86 4.59	1:12.43 (18./3.) 1:10.71 (14./4.)	+10,670 +0,630	2:23.14 (14.) 111,164

Rank	№	Driver Entrant	Country Bird	Car Class	Qualification				RACE				Diff. Prev.	TIME Speed (km/h)
					10 m	20 m	1600m	Time	10m	20m	1600m	Time		
5.	264	SAJLER Filip Liqui Moly Racing Team	CZ 1979	Mitsubishi Lancer EVO X NA+2000	1.90 1.93	4.93 4.88	1:16.42 (15./2.) 1:18.56 (21./5.)	1.90 1.80	4.86 4.83	1:12.39 (17./) 1:11.86 (16./5.)	+11,780 +1,110	2:24.25 (16.) 110,308		
CLASS E1-1400														
1.	257	MALEŇÁK Dušan AMK Masarykův okruh	CZ 1977	Škoda 130 LR/H E1-1400	2.40	6.81	1:33.56 (27./1.) - DNS -	2.21 2.17	6.60 6.37	1:26.02 (25./1.) 1:22.04 (25./1.)	- DNS -	2:48.06 (22.) 94,680		
CLASS E1-1600														
1.	213	MEDUNA Jiří	CZ 1986	Peugeot 106 S16 E1-1600	2.29 2.20	5.99 5.73	1:20.82 (19./1.) 1:15.28 (18./2.)	2.14 2.14	5.56 5.55	1:12.67 (19./1.) 1:14.07 (20./1.)	- DNS -	2:26.74 (19.) 108,437		
	217	STANĚK Vojtěch KOMVET-EUROVRAK racing	CZ 1974	Citroën C2 E1-1600	2.35 2.30	5.84 5.72	1:22.07 (20./2.) 1:13.01 (16./1.)	2.24	5.65	- DNF - - DNS - - DNS -		- DNF -		
CLASS E1-2000														
1.	183	NEVESELÝ Radek Hostějovice	CZ 1981	Škoda Octavia E1-2000	2.14 2.15	5.36 5.28	1:10.45 (5./1.) 1:07.71 (6./1.)	2.08 2.11	5.17 5.21	1:06.98 (6./1.) 1:06.64 (6./1.)	- DNS -	2:13.62 (6.) 119,084		
2.	189	BOHÁČ Milan LRT - Renault Chrudim	CZ 1957	Renault Clio E1-2000	2.24 2.22	5.63 5.32	1:14.76 (13./4.) 1:10.33 (8./2.)	2.23 2.22	5.36 5.30	1:09.72 (10./2.) 1:09.06 (10./2.)	+5,160 +5,160	2:18.78 (10.) 114,656		
3.	177	BACULÍK Radim KV Motorsport Team	CZ 1977	Škoda Fabia TDi E1-2000	1.69	4.80	1:13.65 (9./2.) 1:12.97 (15./4.)	1.80 1.75	4.92 4.91	1:11.51 (13./3.) 1:12.45 (18./4.)	+10,340 +5,180	2:23.96 (15.) 110,531		
4.	198	FIBICH Václav Fibich Václav Přeprava osob	CZ 1983	Opel Corsa B E1-2000	2.15 2.08	5.27 5.21	1:13.86 (11./3.) 1:12.05 (13./3.)	2.18 2.07	5.33 5.16	1:12.36 (16./4.) 1:11.98 (17./3.)	+10,720 +0,380	2:24.34 (17.) 110,240		
CLASS E1+2000/4WD														
1.	7	ZEMAN Martin KRTZ	CZ 1974	Mitsubishi Lancer Evo IV E1+2000/4WD	1.89 1.96	4.66 4.63	1:08.21 (2./1.) 1:04.56 (3./1.)	1.82 1.78	4.43 4.39	1:03.67 (3./1.) 1:03.89 (3./1.)	- DNS -	2:07.56 (3.) 124,741		
2.	5	ŠPALEK Jiří KOMVET-EUROVRAK racing	CZ 980	Mitsubishi Lancer WRC 05 E1+2000/4WD	1.63 1.71	4.16 4.32	1:16.10 (14./3.) 1:05.62 (4./2.)	1.65 1.68	4.28 4.21	1:05.20 (4./2.) 1:05.89 (4./2.)	+3,530 +3,530	2:11.09 (4.) 121,382		
3.	100	STEHLIK Karel KV Motorsport team	CZ 1980	Mitsubishi Colt EVO E1+2000/4WD	1.58 1.63	4.16 4.48	1:08.38 (3./2.) 1:08.88 (7./3.)	1.89 1.63	4.59 4.26	1:07.66 (7./) 1:07.25 (7./3.)	+7,350 +3,820	2:14.91 (7.) 117,945		
CLASS E2/C-1600														
1.	64	KRAKOVIČ Radek REC	CZ 1986	FIKS 09RK E2/C-1600	1.90 1.90	4.92 5.21	1:10.64 (6./1.) 1:20.41 (24./2.)	1.89 1.80	4.76 4.64	1:08.03 (8./1.) 1:07.38 (8./1.)	- DNS -	2:15.41 (8.) 117,510		
2.	62	RÝZEK Milan KV motorsport team	SK 1985	FIKS 01 E2/C-1600	2.11 1.79	5.76 5.09	1:14.52 (12./2.) 1:11.62 (12./1.)	1.86 1.93	5.13 5.18	1:11.93 (15./2.) 1:10.89 (15./2.)	+7,410 +7,410	2:22.82 (13.) 111,413		
CLASS E2/C-2000														
1.	4	NOVICKÝ Michal REC	CZ 1977	Reynard 032 F3 E2/C-2000	1.90 2.10	4.80 5.19	1:10.96 (7./1.) 1:03.87 (2./1.)	1.78 1.79	4.59 4.54	1:02.46 (2./1.) 1:01.66 (2./1.)	- DNS -	2:04.12 (2.) 128,199		
CLASS E2/C+2000														
1.	1	KOMÁREK David KOMVET-EUROVRAK racing	CZ 1975	Norma M20F E2/C+2000	1.79 20.55	4.35 4.17	1:03.72 (1./1.) 1:00.56 (1./1.)	1.70 1.67	4.20 4.14	1:00.53 (1./1.) 59.55 (1./1.)	- DNS -	2:00.08 (1.) 132,512		
Berg Cup Historic Cars														
CLASS HA1-1300														
1.	484	ZELENÝ Milan Historic Racing Club Jihlava	CZ 1984	Škoda 130 LR HA1-1300	2.12 2.08	5.89 5.88	1:23.67 (23./1.) 1:20.65 (25./1.)	2.02 2.00	5.72 5.70	1:18.69 (22./1.) 1:19.01 (23./1.)	- DNS -	2:37.70 (3.) 100,900		
CLASS HA1-2000														
1.	441	KLÍCHA Ivan Klícha Ivan	CZ 1950	Volvo 544 Sport HA1-2000	2.50 2.36	6.84 6.56	1:29.21 (26./1.) 1:26.59 (26./1.)	2.41 2.47	6.64 6.76	1:26.54 (26./1.) 1:27.67 (26./1.)	- DNS -	2:54.21 (4.) 91,338		
CLASS HA1+2000														
1.	436	JELÍNEK Libor AutoJelinek	CZ 1949	BMW 3.5 CSL HA1+2000	2.17 2.16	5.63 5.44	1:19.89 (18./1.) 1:18.18 (20./1.)	2.13 2.23	5.45 5.53	1:17.04 (21./1.) 1:16.94 (21./1.)	- DNS -	2:33.98 (2.) 103,338		
CLASS HA2														
1.	411	ZMEŠKAL Miloš LRT - Zmeškal Motorsport	CZ 1957	Ralt 032 HA2	1.88	4.68	- DNS - 1:11.22 (11./1.)	1.87 1.85	4.66 4.66	1:10.07 (11./1.) 1:09.55 (11./1.)	- DNS -	2:19.62 (1.) 113,966		

Rank	№	Driver Entrant	Country Bird	Car Class	Qualification			RACE			Diff. Prev.	TIME Speed (km/h)
					10 m	20 m	1600m	Time	10m	20m		

Competition / Weather Information									
Qualification					RACE				
	Time	Weather	Temp. (°C)			Time	Weather	Temp. (°C)	
			Air	Road				Air	Road
1st Round	9:04: - 9:21:	Cloudy	11	7	1st Round	14:44 - 16:43	Semicloudy	14	11
2nd Round	11:30 - 11:45	Semicloudy	13	9	2nd Round	16:58 - 18:29	Semicloudy	13	12
					3rd Round	-			


Statistics										
		Time			Speed (km/h)			Competitors / Nations		
		Min	Max	Avg.	Max	Min	Avg.	in start list	started	with results
Qualification	1st Round	1:03.720	1:33.560	1:17.212	124,859	85,036	103,041	29/2	27/2	27/2
	2nd Round	1:00.560	1:26.590	1:12.800	131,374	91,881	109,286	29/2	26/2	26/2
RACE	1st Round	1:00.530	1:26.540	1:11.741	131,439	91,934	110,899	29/2	27/2	26/2
	2nd Round	59.550	1:27.670	1:11.224	133,602	90,749	111,704	29/2	26/2	26/2
	3rd Round							29/2	0/2	0/0

Race Director	Sport Marshal IHA	Main Timekeeper
		
GÄNSDORFER Aleš (CZE)	BARTL Miroslav (CZE)	ŠABÍK Ľuboš (SVK)

LIQUI MOLY BERG CUP 2012

Násedlovice, 20.4.2013

Násedlovice, 18. - 20. 4. 2013



Jury / Competition Management		Hill Data	
Chief of Competition	GÄNSDORFER Aleš (CZE)	Start Altitude	176 m
Race Director	GÄNSDORFER Aleš (CZE)	Finish Altitude	261 m
Vice chairman	NYKODÝMOVÁ Jana (CZE)	Vertical Drop	85 m
Sport Marshal IHA	BARTL Miroslav (CZE)	Course Length	2210 m
Technical Marshal IHA	DANĚK Pavel (CZE)	Min course Width	6 m
		Count of right-hand bend	5
		Count of left-hand bend	4
		Hill Record	, KRÁMSKÝ Otakar Osella BMW: 58.07

Rank	No	Driver Entrant	Country Bird	Car Class	Qualification		RACE				Diff. Prev.	TIME Speed (km/h)
					10 m	20 m	1600m	Time	10m	20m		

Berg Cup Actual Cars

GROUP S1

1.	320	MEIXNER Richard KV motorsport team	CZ 1974	Mitsubishi Lancer Evo VIII S1+2000/4WD	1.99 1.84	6.84 4.87	1:13.56 (8./1.) 1:10.69 (9./1.)	1.84 1.97	4.92 5.18	1:10.08 (12./1.) 1:09.68 (12./1.)	- DNS -	2:19.76 (11.) 113,852
2.	373	LOUBAL Lubomír AMSRT	CZ 1982	VW Golf S1-2000	2.69 2.35	6.84 6.52	1:26.03 (24./1.) 1:16.29 (19./1.)	2.37 2.31	6.00 5.91	1:13.52 (20./1.) 1:12.61 (19./1.)	+6,370 +6,370	2:26.13 (18.) 108,889
3.	343	KLUKAN Radek LRT -RRmotorsport	CZ 1973	BMW M3 S1+2000/2WD	2.36 2.31	6.84 6.00	1:23.49 (22./1.) 1:18.64 (22./1.)	2.25 2.19	5.84 5.82	1:19.04 (23./1.) 1:17.02 (22./1.)	+16,300 +9,930	2:36.06 (20.) 101,961
4.	399	MÁLEK Dan Málek-motorsport	CZ 1976	Škoda Felicia RS S1-1600	2.44 2.30	6.84 6.09	1:23.39 (21./1.) 1:19.77 (23./1.)	2.29 2.26	6.08 6.05	1:19.29 (24./1.) 1:19.67 (24./1.)	+19,200 +2,900	2:38.96 (21.) 100,101
8		HAVLÍČEK Luboš -	CZ 1999	Mitsubishi Laguna S1+2000/4WD	1.84	6.84	1:26.92 (25./2.) - DNS -			- DNS - - DNS - - DNS -		- DNF -

GROUP E1

1.	7	ZEMAN Martin KRTZ	CZ 1974	Mitsubishi Lancer Evo IV E1+2000/4WD	1.89 1.96	6.84 4.63	1:08.21 (2./1.) 1:04.56 (3./1.)	1.82 1.78	4.43 4.39	1:03.67 (3./1.) 1:03.89 (3./1.)	- DNS -	2:07.56 (3.) 124,741
2.	5	ŠPALEK Jiří KOMVET-EUROVRÁK racing	CZ 980	Mitsubishi Lancer WRC 05 E1+2000/4WD	1.63 1.71	6.84 4.32	1:16.10 (14./3.) 1:05.62 (4./2.)	1.65 1.68	4.28 4.21	1:05.20 (4./2.) 1:05.89 (4./2.)	+3,530 +3,530	2:11.09 (4.) 121,382
3.	183	NEVESELÝ Radek Hostěnice	CZ 1981	Škoda Octavia E1-2000	2.14 2.15	6.84 5.28	1:10.45 (5./1.) 1:07.71 (6./1.)	2.08 2.11	5.17 5.21	1:06.98 (6./1.) 1:06.64 (6./1.)	+6,060 +2,530	2:13.62 (6.) 119,084
4.	100	STEHLIK Karel KV Motorsport team	CZ 1980	Mitsubishi Colt EVO E1+2000/4WD	1.58 1.63	6.84 4.48	1:08.38 (3./2.) 1:08.88 (7./3.)	1.89 1.63	4.59 4.26	1:07.66 (7./1.) 1:07.25 (7./3.)	+7,350 +1,290	2:14.91 (7.) 117,945
5.	189	BOHÁČ Milan LRT - Renault Chrudim	CZ 1957	Renault Clio E1-2000	2.24 2.22	6.84 5.32	1:14.76 (13./4.) 1:10.33 (8./2.)	2.23 2.22	5.36 5.30	1:09.72 (10./2.) 1:09.06 (10./2.)	+11,220 +3,870	2:18.78 (10.) 114,656

Rank	№	Driver Entrant	Country Bird	Car Class	Qualification			RACE				Diff. Prev.	TIME Speed (km/h)
					10 m	20 m	1600m	Time	10m	20m	1600m		
6.	177	BACULÍK Radim KV Motorsport Team	CZ 1977	Škoda Fabia TDi E1-2000	1.69	6.84	1:13.65 (9./2.) 1:12.97 (15./4.)	1.80	4.92	1:11.51 (13./3.) 1:12.45 (18./4.)	+16,400 +5,180	2:23.96 (15.) 110,531	
7.	198	FIBICH Václav Fibich Václav Přeprava osob	CZ 1983	Opel Corsa B E1-2000	2.15	6.84	1:13.86 (11./3.) 1:12.05 (13./3.)	2.18	5.33	1:12.36 (16./4.) 1:11.98 (17./3.)	+16,780 +0,380	2:24.34 (17.) 110,240	
8.	213	MEDUNA Jiří	CZ 1986	Peugeot 106 S16 E1-1600	2.29	6.84	1:20.82 (19./1.) 1:15.28 (18./2.)	2.14	5.56	1:12.67 (19./1.) 1:14.07 (20./1.)	+19,180 +2,400	2:26.74 (19.) 108,437	
9.	257	MALEŇÁK Dušan AMK Masarykův okruh	CZ 1977	Škoda 130 LR/H E1-1400	2.40	6.84	1:33.56 (27./1.) - DNS -	2.21	6.60	1:26.02 (25./1.) 1:22.04 (25./1.)	+40,500 +21,320	2:48.06 (22.) 94,680	
	217	STANĚK Vojtěch KOMVET-EUROVRAK racing	CZ 1974	Citroën C2 E1-1600	2.35	6.84	1:22.07 (20./2.) 1:13.01 (16./1.)	2.24	5.65	- DNF - - DNS - - DNS -		- DNF -	

GROUP E2/C

1.	1	KOMÁREK David KOMVET-EUROVRAK racing	CZ 1975	Norma M20F E2/C+2000	1.79	6.84	1:03.72 (1./1.) 1:00.56 (1./1.)	1.70	4.20	1:00.53 (1./1.) 59.55 (1./1.)		2:00.08 (1.) 132,512
2.	4	NOVICKÝ Michal REC	CZ 1977	Reynard 032 F3 E2/C-2000	1.90	6.84	1:10.96 (7./1.) 1:03.87 (2./1.)	1.78	4.59	1:02.46 (2./1.) 1:01.66 (2./1.)	+4,040 +4,040	2:04.12 (2.) 128,199
3.	64	KRAKOVIČ Radek REC	CZ 1986	FIKS 09RK E2/C-1600	1.90	6.84	1:10.64 (6./1.) 1:20.41 (24./2.)	1.89	4.76	1:08.03 (8./1.) 1:07.38 (8./1.)	+15,330 +11,290	2:15.41 (8.) 117,510
4.	62	RÝZEK Milan KV motorsport team	SK 1985	FIKS 01 E2/C-1600	2.11	6.84	1:14.52 (12./2.) 1:11.62 (12./1.)	1.86	5.13	1:11.93 (15./2.) 1:10.89 (15./2.)	+22,740 +7,410	2:22.82 (13.) 111,413

GROUP N/A

1.	2	RYBNÍČEK Marek Liqui Moly Racing Team	CZ 1980	Mitsubishi Lancer EVO VIII NA+2000	1.73	6.84	1:09.75 (4./1.) 1:07.30 (5./1.)	1.72	4.53	1:06.53 (5./1.) 1:05.94 (5./1.)		2:12.47 (5.) 120,118
2.	263	JERMAN Martin Liqui Moly Racing Team	CZ 1959	Mitsubishi Lancer EVO IX NA+2000	1.74	6.84	1:13.76 (10./1.) 1:10.89 (10./2.)	1.66	4.38	1:09.09 (9./1.) 1:07.73 (9./2.)	+4,350 +4,350	2:16.82 (9.) 116,299
3.	262	CICHÁ Veronika KV Motorsport team	CZ 1987	Mitsubishi Lancer EVO VIII NA+2000	2.08	6.84	1:19.83 (17./4.) 1:14.40 (17./4.)	1.92	4.88	1:11.82 (14./2.) 1:10.69 (13./3.)	+10,040 +5,690	2:22.51 (12.) 111,655
4.	265	SAJLEROVÁ Gabriela Liqui Moly Racing Team	CZ 2013	Mitsubishi Lancer EVO X NA+2000	1.79	6.84	1:17.11 (16./3.) 1:12.75 (14./3.)	1.89	4.86	1:12.43 (18./3.) 1:10.71 (14./4.)	+10,670 +0,630	2:23.14 (14.) 111,164
5.	264	SAJLER Filip Liqui Moly Racing Team	CZ 1979	Mitsubishi Lancer EVO X NA+2000	1.90	6.84	1:16.42 (15./2.) 1:18.56 (21./5.)	1.90	4.86	1:12.39 (17./1.) 1:11.86 (16./5.)	+11,780 +1,110	2:24.25 (16.) 110,308

Berg Cup Historic Cars

GROUP HA1

1.	436	JELÍNEK Libor AutoJelinek	CZ 1949	BMW 3.5 CSL HA1+2000	2.17	6.84	1:19.89 (18./1.) 1:18.18 (20./1.)	2.13	5.45	1:17.04 (21./1.) 1:16.94 (21./1.)		2:33.98 (2.) 103,338
2.	484	ZELENÝ Milan Historic Racing Club Jihlava	CZ 1984	Škoda 130 LR HA1-1300	2.12	6.84	1:23.67 (23./1.) 1:20.65 (25./1.)	2.02	5.72	1:18.69 (22./1.) 1:19.01 (23./1.)	+3,720 +3,720	2:37.70 (3.) 100,900
3.	441	KLÍCHA Ivan Klícha Ivan	CZ 1950	Volvo 544 Sport HA1-2000	2.50	6.84	1:29.21 (26./1.) 1:26.59 (26./1.)	2.41	6.64	1:26.54 (26./1.) 1:27.67 (26./1.)	+20,230 +16,510	2:54.21 (4.) 91,338



GROUP HA2

1.	411	ZMEŠKAL Miloš LRT - Zmeškal Motorsport	CZ 1957	Ralt 032 HA2	1.88	6.84	- DNS - 1:11.22 (11./1.)	1.87	4.66	1:10.07 (11./1.) 1:09.55 (11./1.)		2:19.62 (1.) 113,966
----	-----	--	------------	-----------------	------	------	-----------------------------	------	------	--------------------------------------	--	--------------------------------

Rank	№	Driver Entrant	Country Bird	Car Class	Qualification			RACE			Diff. Prev.	TIME Speed (km/h)
					10 m	20 m	1600m	10m	20m	1600m		

Competition / Weather Information									
Qualification					RACE				
	Time	Weather	Temp. (°C)			Time	Weather	Temp. (°C)	
			Air	Road				Air	Road
1st Round	9:04: - 9:21:	Cloudy	11	7	1st Round	14:44 - 16:43	Semicloudy	14	11
2nd Round	11:30 - 11:45	Semicloudy	13	9	2nd Round	16:58 - 18:29	Semicloudy	13	12
					3rd Round	-			

Statistics										
		Time			Speed (km/h)			Competitors / Nations		
		Min	Max	Avg.	Max	Min	Avg.	in start list	started	with results
Qualification	1st Round	1:03.720	1:33.560	1:17.212	124,859	85,036	103,041	29/2	27/2	27/2
	2nd Round	1:00.560	1:26.590	1:12.800	131,374	91,881	109,286	29/2	26/2	26/2
RACE	1st Round	1:00.530	1:26.540	1:11.741	131,439	91,934	110,899	29/2	27/2	26/2
	2nd Round	59.550	1:27.670	1:11.224	133,602	90,749	111,704	29/2	26/2	26/2
	3rd Round							29/2	0/2	0/0

Race Director	Sport Marshal IHA	Main Timekeeper
GÄNSDORFER Aleš (CZE)	 BARTL Miroslav (CZE)	 ŠABÍK L'uboš (SVK)

LIQUI MOLY BERG CUP 2013

Násedlovice, 20.4.2013

Násedlovice, 18. - 20. 4. 2013



Lady Trophy





Jury / Competition Management		Hill Data	
Chief of Competition	GÄNSDORFER Aleš (CZE)	Start Altitude	176 m
Race Director	GÄNSDORFER Aleš (CZE)	Finish Altitude	261 m
Vice chairman	NYKODÝMOVÁ Jana (CZE)	Vertical Drop	85 m
Sport Marshal IHA	BARTL Miroslav (CZE)	Course Length	2210 m
Technical Marshal IHA	DANĚK Pavel (CZE)	Min course Width	6 m
		Count of right-hand bend	5
		Count of left-hand bend	4
		Hill Record	, KRÁMSKÝ Otakar Osella BMW: 58.07

Rank	No	Driver Entrant	Country Bird	Car Class	Qualification		RACE				Diff. Prev.	TIME Speed (km/h)
					10 m	20 m	1600m	Time	10m	20m		
1.	262	CICHÁ Veronika KV Motorsport team	CZ 1987	Mitsubishi Lancer EVO VIII NA+2000	2.08 1.93	5.27 5.00	1:19.83 (17./4.) 1:14.40 (17./4.)	1.92 2.03	4.88 4.97	1:11.82 (14./2.) 1:10.69 (13./3.)	-DNS-	2:22.51 (3.) 111,655
2.	265	SAJLEROVÁ Gabriela Liqui Moly Racing Team	CZ 2013	Mitsubishi Lancer EVO X NA+2000	1.79 1.80	4.82 4.74	1:17.11 (16./3.) 1:12.75 (14./3.)	1.89 1.69	4.86 4.59	1:12.43 (18./3.) 1:10.71 (14./4.)	+0,630 +0,630	2:23.14 (4.) 111,164

Competition / Weather Information									
Qualification					RACE				
	Time	Weather	Temp. (°C)			Time	Weather	Temp. (°C)	
			Air	Road				Air	Road
1st Round	9:04: - 9:21:	Cloudy	11	7	1st Round	14:44 - 16:43	Semicyludy	14	11
2nd Round	11:30 - 11:45	Semicyludy	13	9	2nd Round	16:58 - 18:29	Semicyludy	13	12
					3rd Round	-			

Statistics										
		Time			Speed (km/h)			Competitors / Nations		
		Min	Max	Avg.	Max	Min	Avg.	in start list	started	with results
Qualification	1st Round	1:03.720	1:33.560	1:17.212	124,859	85,036	103,041	29/2	27/2	27/2
	2nd Round	1:00.560	1:26.590	1:12.800	131,374	91,881	109,286	29/2	26/2	26/2
RACE	1st Round	1:00.530	1:26.540	1:11.741	131,439	91,934	110,899	29/2	27/2	26/2
	2nd Round	59.550	1:27.670	1:11.224	133,602	90,749	111,704	29/2	26/2	26/2
	3rd Round							29/2	0/2	0/0

Race Director	Sport Marshal IHA	Main Timekeeper
GÄNSDORFER Aleš (CZE)	 BARTL Miroslav (CZE)	 ŠABÍK Ľuboš (SVK)

LIQUI MOLY BERG CUP 2012




Násedlovice,

, 18. - 20. 4. 2013



Junior Trophy





Jury / Competition Management		Hill Data	
Chief of Competition	GÄNSDORFER Aleš (CZE)	Start Altitude	176 m
Race Director	GÄNSDORFER Aleš (CZE)	Finish Altitude	261 m
Vice chairman	NYKODÝMOVÁ Jana (CZE)	Vertical Drop	85 m
Sport Marshal IHA	BARTL Miroslav (CZE)	Course Length	2210 m
Technical Marshal IHA	DANĚK Pavel (CZE)	Min course Width	6 m
		Count of right-hand bend	5
		Count of left-hand bend	4
		Hill Record	, KRÁMSKÝ Otakar Osella BMW: 58.07

Rank	№	Driver Entrant	Country Bird	Car Class	Qualification		RACE			Diff. Prev.	TIME Speed (km/h)
					m	m	m	m	m		

Competition / Weather Information					RACE				
Qualification			Temp. (°C)		RACE			Temp. (°C)	
	Time	Weather	Air	Road		Time	Weather	Air	Road
1st Round	9:04: - 9:21:	Cloudy	11	7	1st Round	14:44 - 16:43	Semicyludy	14	11
2nd Round	11:30 - 11:45	Semicyludy	13	9	2nd Round	16:58 - 18:29	Semicyludy	13	12
					3rd Round	-			

Statistics											
		Time			Speed (km/h)				Competitors / Nations		
		Min	Max	Avg.	Max	Min	Avg.	in start list	started	with results	
Qualification	1st Round	1:03.720	1:33.560	1:17.212	124,859	85,036	103,041	29/2	27/2	27/2	
	2nd Round	1:00.560	1:26.590	1:12.800	131,374	91,881	109,286	29/2	26/2	26/2	
RACE	1st Round	1:00.530	1:26.540	1:11.741	131,439	91,934	110,899	29/2	27/2	26/2	
	2nd Round	59.550	1:27.670	1:11.224	133,602	90,749	111,704	29/2	26/2	26/2	
	3rd Round							29/2	0/2	0/0	

Race Director	Sport Marshal IHA	Main Timekeeper
GÄNSDORFER Aleš (CZE)	 BARTL Miroslav (CZE)	 ŠABÍK Luboš (SVK)

LIQUI MOLY BERG CUP 2012

Násedlovice

18. - 20. 4. 2013



Czech Trophy





Jury / Competition Management		Hill Data	
Chief of Competition	GÄNSDORFER Aleš (CZE)	Start Altitude	176 m
Race Director	GÄNSDORFER Aleš (CZE)	Finish Altitude	261 m
Vice chairman	NYKODÝMOVÁ Jana (CZE)	Vertical Drop	85 m
Sport Marshal IHA	BARTL Miroslav (CZE)	Course Length	2210 m
Technical Marshal IHA	DANĚK Pavel (CZE)	Min course Width	6 m
		Count of right-hand bend	5
		Count of left-hand bend	4
		Hill Record	, KRÁMSKÝ Otakar Osella BMW: 58.07

Rank	No	Driver Entrant	Country Bird	Car Class	Qualification			RACE			Diff. Prev.	TIME Speed (km/h)
					10 m	20 m	1600m	10m	20m	1600m		
1.	1	KOMÁREK David KOMVET-EUROVRÁK racing	CZ 1975	Norma M20F E2/C+2000	1.79 20.55	4.35 4.17	1:03.72 (1./1.) 1:00.56 (1./1.)	1.70 1.67	4.20 4.14	1:00.53 (1./1.) 59.55 (1./1.)	-	2:00.08 (1.) 132,512
2.	4	NOVICKÝ Michal REC	CZ 1977	Reynard 032 F3 E2/C-2000	1.90 2.10	4.80 5.19	1:10.96 (7./1.) 1:03.87 (2./1.)	1.78 1.79	4.59 4.54	1:02.46 (2./1.) 1:01.66 (2./1.)	+ +	2:04.12 (1.) 128,199
3.	7	ZEMAN Martin KRTZ	CZ 1974	Mitsubishi Lancer Evo IV E1+2000/4WD	1.89 1.96	4.66 4.63	1:08.21 (2./1.) 1:04.56 (3./1.)	1.82 1.78	4.43 4.39	1:03.67 (3./1.) 1:03.89 (3./1.)	+ +	2:07.56 (1.) 124,741
4.	5	ŠPALEK Jiří KOMVET-EUROVRÁK racing	CZ 980	Mitsubishi Lancer WRC 05 E1+2000/4WD	1.63 1.71	4.16 4.32	1:16.10 (14./3.) 1:05.62 (4./2.)	1.65 1.68	4.28 4.21	1:05.20 (4./2.) 1:05.89 (4./2.)	+ +	2:11.09 (2.) 121,382
5.	2	RYBNÍČEK Marek Liqui Moly Racing Team	CZ 1980	Mitsubishi Lancer EVO VIII NA+2000	1.73 1.74	4.65 4.58	1:09.75 (4./1.) 1:07.30 (5./1.)	1.72 1.75	4.53 4.55	1:06.53 (5./1.) 1:05.94 (5./1.)	+ +	2:12.47 (1.) 120,118
6.	183	NEVESELÝ Radek Hostěnice	CZ 1981	Škoda Octavia E1-2000	2.14 2.15	5.36 5.28	1:10.45 (5./1.) 1:07.71 (6./1.)	2.08 2.11	5.17 5.21	1:06.98 (6./1.) 1:06.64 (6./1.)	+ +	2:13.62 (1.) 119,084
7.	100	STEHLIK Karel KV Motorsport team	CZ 1980	Mitsubishi Colt EVO E1+2000/4WD	1.58 1.63	4.16 4.48	1:08.38 (3./2.) 1:08.88 (7./3.)	1.89 1.63	4.59 4.26	1:07.66 (7./) 1:07.25 (7./3.)	+ +	2:14.91 (3.) 117,945
8.	64	KRAKOVIČ Radek REC	CZ 1986	FiKS 09RK E2/C-1600	1.90 1.90	4.92 5.21	1:10.64 (6./1.) 1:20.41 (24./2.)	1.89 1.80	4.76 4.64	1:08.03 (8./1.) 1:07.38 (8./1.)	+ +	2:15.41 (1.) 117,510
9.	263	JERMAN Martin Liqui Moly Racing Team	CZ 1959	Mitsubishi Lancer EVO IX NA+2000	1.74 1.66	4.69 4.55	1:13.76 (10./1.) 1:10.89 (10./2.)	1.66 1.69	4.38 4.36	1:09.09 (9./) 1:07.73 (9./2.)	+ +	2:16.82 (2.) 116,299
10.	189	BOHÁČ Milan LRT - Renault Chrudim	CZ 1957	Renault Clio E1-2000	2.24 2.22	5.63 5.32	1:14.76 (13./4.) 1:10.33 (8./2.)	2.23 2.22	5.36 5.30	1:09.72 (10./2.) 1:09.06 (10./2.)	+ +	2:18.78 (2.) 114,656
11.	411	ZMEŠKAL Miloš LRT - Zmeškal Motorsport	CZ 1957	Ralt 032 HA2	1.88	4.68	- DNS - 1:11.22 (11./1.)	1.87 1.85	4.66 4.66	1:10.07 (11./1.) 1:09.55 (11./1.)	+ +	2:19.62 (1.) 113,966
12.	320	MEIXNER Richard KV motorsport team	CZ 1974	Mitsubishi Lancer Evo VIII S1+2000/4WD	1.99 1.84	5.09 4.87	1:13.56 (8./1.) 1:10.69 (9./1.)	1.84 1.97	4.92 5.18	1:10.08 (12./1.) 1:09.68 (12./1.)	+ +	2:19.76 (1.) 113,852

Rank	№	Driver Entrant	Country Bird	Car Class	Qualification			RACE				Diff. Prev.	TIME Speed (km/h)
					10 m	20 m	1600m	Time	10m	20m	1600m		
13.	262	CICHÁ Veronika KV Motorsport team	CZ 1987	Mitsubishi Lancer EVO VIII NA+2000	2.08 1.93	5.27 5.00	1:19.83 (17./4.) 1:14.40 (17./4.)	1.92 2.03	4.88 4.97	1:11.82 (14./2.) 1:10.69 (13./3.)	+ +	2:22.51 (3.) 111,655	
14.	265	SAJLEROVÁ Gabriela Liqui Moly Racing Team	CZ 2013	Mitsubishi Lancer EVO X NA+2000	1.79 1.80	4.82 4.74	1:17.11 (16./3.) 1:12.75 (14./3.)	1.89 1.69	4.86 4.59	1:12.43 (18./3.) 1:10.71 (14./4.)	+ +0,630	2:23.14 (4.) 111,164	
15.	177	BACULÍK Radim KV Motorsport Team	CZ 1977	Škoda Fabia TDi E1-2000	1.69	4.80	1:13.65 (9./2.) 1:12.97 (15./4.)	1.80 1.75	4.92 4.91	1:11.51 (13./3.) 1:12.45 (18./4.)	+ +0,820	2:23.96 (3.) 110,531	
16.	264	SAJLER Filip Liqui Moly Racing Team	CZ 1979	Mitsubishi Lancer EVO X NA+2000	1.90 1.93	4.93 4.88	1:16.42 (15./2.) 1:18.56 (21./5.)	1.90 1.80	4.86 4.83	1:12.39 (17./) 1:11.86 (16./5.)	+ +	2:24.25 (5.) 110,308	
17.	198	FIBICH Václav Fibich Václav Přeprava osob	CZ 1983	Opel Corsa B E1-2000	2.15 2.08	5.27 5.21	1:13.86 (11./3.) 1:12.05 (13./3.)	2.18 2.07	5.33 5.16	1:12.36 (16./4.) 1:11.98 (17./3.)	+ +	2:24.34 (4.) 110,240	
18.	373	LOUBAL Lubomír AMSRT	CZ 1982	VW Golf S1-2000	2.69 2.35	6.63 6.52	1:26.03 (24./1.) 1:16.29 (19./1.)	2.37 2.31	6.00 5.91	1:13.52 (20./1.) 1:12.61 (19./1.)	+ +	2:26.13 (1.) 108,889	
19.	213	MEDUNA Jiří	CZ 1986	Peugeot 106 S16 E1-1600	2.29 2.20	5.99 5.73	1:20.82 (19./1.) 1:15.28 (18./2.)	2.14 2.14	5.56 5.55	1:12.67 (19./1.) 1:14.07 (20./1.)	+ +	2:26.74 (1.) 108,437	
20.	436	JELÍNEK Libor AutoJelinek	CZ 1949	BMW 3.5 CSL HA1+2000	2.17 2.16	5.63 5.44	1:19.89 (18./1.) 1:18.18 (20./1.)	2.13 2.23	5.45 5.53	1:17.04 (21./1.) 1:16.94 (21./1.)	+ +	2:33.98 (1.) 103,338	
21.	343	KLUKAN Radek LRT -RRmotorsport	CZ 1973	BMW M3 S1+2000/2WD	2.36 2.31	6.24 6.00	1:23.49 (22./1.) 1:18.64 (22./1.)	2.25 2.19	5.84 5.82	1:19.04 (23./1.) 1:17.02 (22./1.)	+ +	2:36.06 (1.) 101,961	
22.	484	ZELENÝ Milan Historic Racing Club Jihlava	CZ 1984	Škoda 130 LR HA1-1300	2.12 2.08	5.89 5.88	1:23.67 (23./1.) 1:20.65 (25./1.)	2.02 2.00	5.72 5.70	1:18.69 (22./1.) 1:19.01 (23./1.)	+ +	2:37.70 (1.) 100,900	
23.	399	MÁLEK Dan Málek-motorsport	CZ 1976	Škoda Felicia RS S1-1600	2.44 2.30	6.37 6.09	1:23.39 (21./1.) 1:19.77 (23./1.)	2.29 2.26	6.08 6.05	1:19.29 (24./1.) 1:19.67 (24./1.)	+ +	2:38.96 (1.) 100,101	
24.	257	MALEŇÁK Dušan AMK Masarykův okruh	CZ 1977	Škoda 130 LR/H E1-1400	2.40	6.81	1:33.56 (27./1.) - DNS -	2.21 2.17	6.60 6.37	1:26.02 (25./1.) 1:22.04 (25./1.)	+ +	2:48.06 (1.) 94,680	
25.	441	KLÍCHA Ivan Kliča Ivan	CZ 1950	Volvo 544 Sport HA1-2000	2.50 2.36	6.84 6.56	1:29.21 (26./1.) 1:26.59 (26./1.)	2.41 2.47	6.64 6.76	1:26.54 (26./1.) 1:27.67 (26./1.)	+ +	2:54.21 (1.) 91,338	
	217	STANĚK Vojtěch KOMVET-EUROVRAK racing	CZ 1974	Citroën C2 E1-1600	2.35 2.30	5.84 5.72	1:22.07 (20./2.) 1:13.01 (16./1.)	2.24	5.65	- DNF - - DNS - - DNS -		- DNF -	
	8	HAVLÍČEK Luboš -	CZ 1999	Mitsubishi Laguna S1+2000/4WD	1.84	7.16	1:26.92 (25./2.) - DNS -			- DNS - - DNS - - DNS -		- DNF -	

Competition / Weather Information									
Qualification					RACE				
	Time	Weather	Temp. (°C)			Time	Weather	Temp. (°C)	
			Air	Road				Air	Road
1st Round	9:04: - 9:21:	Cloudy	11	7	1st Round	14:44 - 16:43	Semicyoudy	14	11
2nd Round	11:30 - 11:45	Semicyoudy	13	9	2nd Round	16:58 - 18:29	Semicyoudy	13	12
					3rd Round	-			

Statistics										
		Time			Speed (km/h)			Competitors / Nations		
		Min	Max	Avg.	Max	Min	Avg.	in start list	started	with results
Qualification	1st Round	1:03.720	1:33.560	1:17.212	124,859	85,036	103,041	29/2	27/2	27/2
	2nd Round	1:00.560	1:26.590	1:12.800	131,374	91,881	109,286	29/2	26/2	26/2
RACE	1st Round	1:00.530	1:26.540	1:11.741	131,439	91,934	110,899	29/2	27/2	26/2
	2nd Round	59.550	1:27.670	1:11.224	133,602	90,749	111,704	29/2	26/2	26/2
	3rd Round							29/2	0/2	0/0

Race Director GÄNSDORFER Aleš (CZE)	Sport Marshal IHA  BARTL Miroslav (CZE)	Main Timekeeper  ŠABÍK Luboš (SVK)
--	--	---

LIQUI MOLY BERG CUP 2012

Násedlovice

18. - 20. 4. 2013



Slovak Trophy



Jury / Competition Management				Hill Data			
Chief of Competition	GÄNSDORFER Aleš (CZE)			Start Altitude	176 m		
Race Director	GÄNSDORFER Aleš (CZE)			Finish Altitude	261 m		
Vice chairman	NYKODÝMOVÁ Jana (CZE)			Vertical Drop	85 m		
Sport Marshal IHA	BARTL Miroslav (CZE)			Course Length	2210 m		
Technical Marshal IHA	DANĚK Pavel (CZE)			Min course Width	6 m		
				Count of right-hand bend	5		
				Count of left-hand bend	4		
				Hill Record	, KRÁMSKÝ Otakar Osella BMW: 58.07		

Rank	№	Driver Entrant	Country Bird	Car Class	Qualification			RACE			Diff. Prev.	TIME Speed (km/h)
					10 m	20 m	1600m	10m	20m	1600m		
1.	62	RÝZEK Milan KV motorsport team	SK 1985	FIKS 01 E2/C-1600	2.11 1.79	5.76 5.09	1:14.52 (12./2.) 1:11.62 (12./1.)	1.86 1.93	5.13 5.18	1:11.93 (15./2.) 1:10.89 (15./2.)	-DNS-	2:22.82 (2.) 111,413

Competition / Weather Information									
Qualification					RACE				
	Time	Weather	Temp. (°C)			Time	Weather	Temp. (°C)	
			Air	Road				Air	Road
1st Round	9:04: - 9:21:	Cloudy	11	7	1st Round	14:44 - 16:43	Semicyludy	14	11
2nd Round	11:30 - 11:45	Semicyludy	13	9	2nd Round	16:58 - 18:29	Semicyludy	13	12
					3rd Round	-			

Statistics										
		Time			Speed (km/h)			Competitors / Nations		
		Min	Max	Avg.	Max	Min	Avg.	in start list	started	with results
Qualification	1st Round	1:03.720	1:33.560	1:17.212	124,859	85,036	103,041	29/2	27/2	27/2
	2nd Round	1:00.560	1:26.590	1:12.800	131,374	91,881	109,286	29/2	26/2	26/2
RACE	1st Round	1:00.530	1:26.540	1:11.741	131,439	91,934	110,899	29/2	27/2	26/2
	2nd Round	59.550	1:27.670	1:11.224	133,602	90,749	111,704	29/2	26/2	26/2
	3rd Round							29/2	0/2	0/0

Race Director	Sport Marshal IHA	Main Timekeeper
GÄNSDORFER Aleš (CZE)	 BARTL Miroslav (CZE)	 ŠABÍK Ľuboš (SVK)

LIQUI MOLY BERG CUP 2012

Násedlovice

18. - 20. 4. 2013



Poland Trophy





Jury / Competition Management		Hill Data	
Chief of Competition	GÄNSDORFER Aleš (CZE)	Start Altitude	176 m
Race Director	GÄNSDORFER Aleš (CZE)	Finish Altitude	261 m
Vice chairman	NYKODÝMOVÁ Jana (CZE)	Vertical Drop	85 m
Sport Marshal IHA	BARTL Miroslav (CZE)	Course Length	2210 m
Technical Marshal IHA	DANĚK Pavel (CZE)	Min course Width	6 m
		Count of right-hand bend	5
		Count of left-hand bend	4
		Hill Record	, KRÁMSKÝ Otakar Osella BMW: 58.07

Rank	No	Driver Entrant	Country Bird	Car Class	Qualification		RACE				Diff. Prev.	TIME Speed (km/h)
					m	m	m	m	m	m		

Competition / Weather Information									
Qualification					RACE				
	Time	Weather	Temp. (°C)			Time	Weather	Temp. (°C)	
			Air	Road				Air	Road
1st Round	9:04: - 9:21:	Cloudy	11	7	1st Round	14:44 - 16:43	Semcloudy	14	11
2nd Round	11:30 - 11:45	Semcloudy	13	9	2nd Round	16:58 - 18:29	Semcloudy	13	12
					3rd Round	-			

Statistics										
		Time			Speed (km/h)			Competitors / Nations		
		Min	Max	Avg.	Max	Min	Avg.	in start list	started	with results
Qualification	1st Round	1:03.720	1:33.560	1:17.212	124,859	85,036	103,041	29/2	27/2	27/2
	2nd Round	1:00.560	1:26.590	1:12.800	131,374	91,881	109,286	29/2	26/2	26/2
RACE	1st Round	1:00.530	1:26.540	1:11.741	131,439	91,934	110,899	29/2	27/2	26/2
	2nd Round	59.550	1:27.670	1:11.224	133,602	90,749	111,704	29/2	26/2	26/2
	3rd Round							29/2	0/2	0/0

Race Director	Sport Marshal IHA	Main Timekeeper
GÄNSDORFER Aleš (CZE)	 BARTL Miroslav (CZE)	 ŠABÍK Ľuboš (SVK)

LIQUI MOLY BERG CUP 2012

Násedlovice

18. - 20. 4. 2013



Austria Trophy

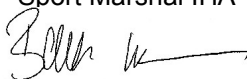



Jury / Competition Management		Hill Data	
Chief of Competition	GÄNSDORFER Aleš (CZE)	Start Altitude	176 m
Race Director	GÄNSDORFER Aleš (CZE)	Finish Altitude	261 m
Vice chairman	NYKODÝMOVÁ Jana (CZE)	Vertical Drop	85 m
Sport Marshal IHA	BARTL Miroslav (CZE)	Course Length	2210 m
Technical Marshal IHA	DANĚK Pavel (CZE)	Min course Width	6 m
		Count of right-hand bend	5
		Count of left-hand bend	4
		Hill Record	, KRÁMSKÝ Otakar Osella BMW: 58.07

Rank	No	Driver Entrant	Country Bird	Car Class	Qualification		RACE				Diff. Prev.	TIME Speed (km/h)
					m	m	m	m	m	m		

Competition / Weather Information									
Qualification					RACE				
	Time	Weather	Temp. (°C)			Time	Weather	Temp. (°C)	
			Air	Road				Air	Road
1st Round	9:04: - 9:21:	Cloudy	11	7	1st Round	14:44 - 16:43	Semcloudy	14	11
2nd Round	11:30 - 11:45	Semcloudy	13	9	2nd Round	16:58 - 18:29	Semcloudy	13	12
					3rd Round	-			

Statistics										
		Time			Speed (km/h)			Competitors / Nations		
		Min	Max	Avg.	Max	Min	Avg.	in start list	started	with results
Qualification	1st Round	1:03.720	1:33.560	1:17.212	124,859	85,036	103,041	29/2	27/2	27/2
	2nd Round	1:00.560	1:26.590	1:12.800	131,374	91,881	109,286	29/2	26/2	26/2
RACE	1st Round	1:00.530	1:26.540	1:11.741	131,439	91,934	110,899	29/2	27/2	26/2
	2nd Round	59.550	1:27.670	1:11.224	133,602	90,749	111,704	29/2	26/2	26/2
	3rd Round							29/2	0/2	0/0

Race Director	Sport Marshal IHA	Main Timekeeper
GÄNSDORFER Aleš (CZE)	 BARTL Miroslav (CZE)	 ŠABÍK Ľuboš (SVK)