

LIQUI MOLY BERG CUP 2013

Násedlovice, 21.4.2013

Násedlovice, 18. - 20. 4. 2013

Absolute Results



Jury / Competition Management		Hill Data	
Chief of Competition	GÄNSDORFER Aleš (CZE)	Start Altitude	176 m
Race Director	GÄNSDORFER Aleš (CZE)	Finish Altitude	261 m
Vice chairman	NYKODÝMOVÁ Jana (CZE)	Vertical Drop	85 m
Sport Marshal IHA	BARTL Miroslav (CZE)	Course Length	2210 m
Technical Marshal IHA	DANĚK Pavel (CZE)	Min course Width	6 m
		Count of right-hand bend	5
		Count of left-hand bend	4
		Hill Record	, KRÁMSKÝ Otakar Osella BMW: 58.07

Rank	No	Driver Entrant	Country Bird	Car Class	Qualification		RACE				Diff. Prev. Speed (km/h)	TIME
					10 m	20 m	1600m	Time	10m	20m		

Berg Cup Actual Cars

1.	1	KOMÁREK David KOMVET-EUROVRÁK racing	CZ 1975	Norma M20F E2/C+2000	1.78	4.31	1:01.77 (1./1.) - DNS -	1.92	4.50	59.41 (1./1.) 59.21 (1./1.) 59.00 (1./1.)	+10,210	2:08.21 (1.) 134,608 Δ 0,210 (9.)
2.	4	NOVICKÝ Michal REC	CZ 1977	Reynard 032 F3 E2/C-2000			- DNS - - DNS -	1.79	4.49	1:01.52 (2./1.) 1:01.08 (2./1.) -DNS-	+4,390 +4,390	2:02.60 (1.) 129,788 Δ 0,440 (15.)
3.	5	ŠPALEK Jiří KOMVET-EUROVRÁK racing	CZ 980	Mitsubishi Lancer WRC 05 E1+2000/4WD	1.79	4.42	1:05.73 (2./1.) - DNS -	1.73	4.32	1:04.66 (3./1.) 1:05.12 (6./2.) 1:03.64 (2./1.)	+10,090 +5,700	2:08.30 (1.) 124,022 Δ 1,020 (23.)
4.	7	ZEMAN Martin KRTZ	CZ 1974	Mitsubishi Lancer Evo IV E1+2000/4WD	2.01	5.12	1:09.01 (5./3.) - DNS -	1.85	4.54	-DNS- 1:04.36 (4./1.) 1:04.06 (3./2.)	+10,210 +0,120	2:08.42 (2.) 123,906 Δ 0,300 (10.)
5.	64	KRAKOVIČ Radek REC	CZ 1986	FIKS 09RK E2/C-1600			- DNS - - DNS -	1.78	4.62	1:05.96 (6./1.) 1:04.26 (3./1.) 1:04.21 (4./1.)	+10,260 +0,050	2:08.47 (1.) 123,858 Δ 0,050 (2.)
6.	100	STEHLIK Karel KV Motorsport team	CZ 1980	Mitsubishi Colt EVO E1+2000/4WD	1.94	4.64	1:07.87 (3./2.) - DNS -	1.61	4.21	1:05.23 (4./2.) 1:05.34 (6./3.) -DNS-	+12,360 +2,100	2:10.57 (3.) 121,866 Δ 0,110 (6.)
7.	2	RYBNÍČEK Marek Liqui Moly Racing Team	CZ 1980	Mitsubishi Lancer EVO VIII NA+2000	1.91	4.99	1:08.29 (4./1.) - DNS -	1.83	4.65	1:05.41 (5./1.) 1:05.36 (7./1.) 1:05.58 (6./1.)	+12,560 +0,200	2:10.77 (1.) 121,679 Δ 0,050 (2.)
8.	183	NEVESELÝ Radek Hostěnice	CZ 1981	Škoda Octavia E1-2000			- DNS - - DNS -	2.12	5.21	1:07.55 (8./1.) 1:07.51 (9./1.) 1:07.21 (6./1.)	+16,510 +3,950	2:14.72 (1.) 118,112 Δ 0,300 (10.)
9.	189	BOHÁČ Milan LRT - Renault Chrudim	CZ 1957	Renault Clio E1-2000	2.29	5.46	1:10.87 (7./1.) - DNS -	2.23	5.37	1:08.25 (10./2.) 1:07.81 (10./2.) 1:07.68 (7./2.)	+17,280 +0,770	2:15.49 (2.) 117,440 Δ 0,130 (7.)
10.	320	MEIXNER Richard KV motorsport team	CZ 1974	Mitsubishi Lancer Evo VIII S1+2000/4WD	1.88	5.10	1:10.94 (8./1.) - DNS -	1.81	4.82	1:08.09 (9./1.) 1:07.49 (8./1.) 1:08.56 (8./1.)	+17,370 +0,090	2:15.58 (1.) 117,362 Δ 0,600 (19.)
11.	263	JERMAN Martin Liqui Moly Racing Team	CZ 1959	Mitsubishi Lancer EVO IX NA+2000	1.73	4.49	1:10.21 (6./2.) - DNS -	1.79	4.48	1:07.38 (7./2.) 1:12.93 (17./4.) 1:09.44 (11./4.)	+18,610 +1,240	2:16.82 (2.) 116,299 Δ 2,060 (25.)

Rank	No	Driver Entrant	Country Bird	Car Class	Qualification				RACE				Diff. Prev.	TIME Speed (km/h)
					10 m	20 m	1600m	Time	10m	20m	1600m	Time		
12.	262	CICHÁ Veronika KV Motorsport team	CZ 1987	Mitsubishi Lancer EVO VIII NA+2000	2.19	5.45	1:16.14 (14./5.) - DNS -	1.87 2.23 1.85	4.82 5.19 4.77	1:09.13 (11./3.) 1:10.07 (13./3.)	+19,530 +0,920	2:17.74 (3.) 115,522 Δ 0,520 (18.)		
13.	265	SAJLEROVÁ Gabriela Liqui Moly Racing Team	CZ 2013	Mitsubishi Lancer EVO X NA+2000	1.81	4.70	1:12.67 (10./3.) - DNS -	1.76 1.81 1.73	4.65 4.73 4.62	1:09.73 (12./4.) 1:09.33 (12./2.) 1:08.58 (9./2.)	+19,700 +0,170	2:17.91 (4.) 115,380 Δ 0,750 (21.)		
14.	177	BACULÍK Radim KV Motorsport Team	CZ 1977	Škoda Fabia TDi E1-2000	1.81	4.99	1:13.09 (11./3.) - DNS -	1.77 1.77 1.80	4.92 4.93 4.97	1:10.99 (14./3.) 1:10.22 (14./3.) 1:10.14 (12./3.)	+22,150 +2,450	2:20.36 (3.) 113,366 Δ 0,080 (5.)		
15.	62	RÝZEK Milan KV motorsport team	SK 1985	FIKS 01 E2/C-1600	1.95	5.26	1:13.51 (12./1.) - DNS -	1.88 1.91	5.15 5.15	1:10.06 (13./2.) 1:10.37 (15./2.) -DNS-	+22,220 +0,070	2:20.43 (2.) 113,309 Δ 0,310 (13.)		
16.	198	FIBICH Václav Fibich Václav Přeprava osob	CZ 1983	Opel Corsa B E1-2000	2.21	5.36	1:12.19 (9./2.) - DNS -	2.16 2.19 2.33	5.30 5.36 5.57	1:11.53 (17./4.) 1:10.72 (16./4.) 1:11.69 (14./4.)	+24,040 +1,820	2:22.25 (4.) 111,859 Δ 0,810 (22.)		
17.	264	SAJLER Filip Liqui Moly Racing Team	CZ 1979	Mitsubishi Lancer EVO X NA+2000	1.87	4.90	1:13.92 (13./4.) - DNS -	1.91 1.90 1.83	4.86 4.85 4.83	1:11.43 (16./5.) 3:54.25 (26./5.) 1:11.45 (13./5.)	+24,670 +0,630	2:22.88 (5.) 111,366 Δ 0,020 (1.)		
18.	213	MEDUNA Jiří	CZ 1986	Peugeot 106 S16 E1-1600	2.22	5.71	1:16.27 (16./1.) - DNS -	2.23 2.16 2.14	5.66 5.57 5.67	1:12.69 (18./1.) 1:14.92 (19./1.) 1:13.03 (15./1.)	+27,510 +2,840	2:25.72 (1.) 109,196 Δ 0,340 (14.)		
19.	343	KLUKAN Radek LRT-RRmotorsport	CZ 1973	BMW M3 S1+2000/2WD	2.24	5.81	1:16.17 (15./) - DNS -	2.33 2.28 2.25	5.90 6.07 6.10	1:15.75 (20./1.) 1:16.26 (20./1.) 1:18.03 (16./1.)	+33,800 +6,290	2:32.01 (1.) 104,677 Δ 0,510 (16.)		
20.	399	MÁLEK Dan Málek-motorsport	CZ 1976	Škoda Felicia RS S1-1600	- DNS -	- DNS -	- DNS -	2.28 2.28	6.10 6.06	1:20.54 (22./1.) 1:18.69 (22./1.) -DNS-	+41,020 +7,220	2:39.23 (1.) 99,931 Δ 1,850 (24.)		
21.	257	MALEŇÁK Dušan AMK Masarykův okruh	CZ 1977	Škoda 130 LR/H E1-1400	2.20	6.41	1:25.29 (18./1.) - DNS -	2.26 2.26 2.78	6.42 6.42 7.03	1:23.29 (23./1.) 1:22.07 (23./1.) 1:21.94 (18./1.)	+45,800 +4,780	2:44.01 (1.) 97,018 Δ 0,130 (7.)		
22.	359	PROKŠ Robert LRT-RRmotorsport	CZ 1968	BMW M3 S1+2000/2WD	2.46	6.32	1:28.96 (20./1.) - DNS -	2.46 2.40 2.40	6.28 6.95 6.23	1:23.66 (24./) 1:23.36 (24./2.) 1:25.26 (19./2.)	+48,810 +3,010	2:47.02 (2.) 95,270 Δ 0,300 (10.)		
	8	HAVLÍČEK Luboš -	CZ 1999	Mitsubishi Laguna S1+2000/4WD	- DNS -	- DNS -	- DNS -	- DNS -	- DNS -	- DNS - - DNS - -DNS-	-	- DNF -		
	373	LOUBAL Lubomír AMSRT	CZ 1982	VW Golf S1-2000	- DNS -	- DNS -	- DNS -	- DNS -	- DNS -	- DNS - - DNS - -DNS-	-	- DNF -		

Berg Cup Historic Cars



1.	411	ZMEŠKAL Miloš LRT - Zmeškal Motorsport	CZ 1957	Ralt 032 HA2	- DNS -	- DNS -	- DNS -	1.85 1.78	4.76 4.56	1:11.05 (15./1.) 1:07.84 (11./1.) -DNS-		2:18.89 (1.) 114,565 Δ 3,210 (26.)
2.	436	JELÍNEK Libor AutoJelinek	CZ 1949	BMW 3.5 CSL HA1+2000	- DNS -	- DNS -	- DNS -	2.20 2.20	5.42 5.46	1:14.57 (19./1.) 1:14.52 (18./1.) -DNS-	+10,200 +10,200	2:29.09 (1.) 106,727 Δ 0,050 (2.)
3.	484	ZELENÝ Milan Historic Racing Club Jihlava	CZ 1984	Škoda 130 LR HA1-1300	2.11	6.05	1:24.20 (17./1.) - DNS -	2.01 2.09 2.15	5.70 5.80 5.95	1:18.22 (21./1.) 1:17.71 (21./1.) 1:18.35 (17./1.)	+17,040 +6,840	2:35.93 (1.) 102,046 Δ 0,510 (16.)
4.	441	KLÍCHA Ivan Kliča Ivan	CZ 1950	Volvo 544 Sport HA1-2000	2.31	6.54	1:26.74 (19./1.) - DNS -	2.37 2.39 2.44	6.60 6.70 6.77	1:49.71 (25./1.) 1:26.88 (25./1.) 1:27.52 (20./1.)	+35,510 +18,470	2:54.40 (1.) 91,239 Δ 0,640 (20.)

Competition / Weather Information

Qualification					RACE				
	Time	Weather	Temp. (°C)			Time	Weather	Temp. (°C)	
			Air	Road				Air	Road
1st Round	8:40: - 9:24:	Semicyludy	12	7	1st Round	9:50: - 10:56	Semicyludy	13	10
2nd Round	-				2nd Round	11:29 - 12:57	Sunny	15	14
					3rd Round	14:02 - 15:04	Sunny	16	15

Statistics


		Time			Speed (km/h)			Competitors / Nations		
		Min	Max	Avg.	Max	Min	Avg.	in start list	started	with results
Qualification	1st Round	1:01.770	1:28.960	1:14.192	128,800	89,433	107,235	30/2	20/2	20/2
	2nd Round							30/2	0/2	0/0
RACE	1st Round	59.410	1:49.710	1:12.232	133,917	72,518	110,144	30/2	25/2	25/2
	2nd Round	59.210	3:54.250	1:17.218	134,369	33,964	103,032	30/2	26/2	26/2
	3rd Round	59.000	1:27.520	1:11.199	134,847	90,905	111,743	30/2	20/2	20/1

Race Director GÄNSDORFER Aleš (CZE)	Sport Marshal IHA  BARTL Miroslav (CZE)	Main Timekeeper  ŠABÍK Luboš (SVK)
---	---	--

LIQUI MOLY BERG CUP 2012

Násedlovice, 21.4.2013

Násedlovice, 18. - 20. 4. 2013



Jury / Competition Management		Hill Data	
Chief of Competition	GÄNSDORFER Aleš (CZE)	Start Altitude	176 m
Race Director	GÄNSDORFER Aleš (CZE)	Finish Altitude	261 m
Vice chairman	NYKODÝMOVÁ Jana (CZE)	Vertical Drop	85 m
Sport Marshal IHA	BARTL Miroslav (CZE)	Course Length	2210 m
Technical Marshal IHA	DANĚK Pavel (CZE)	Min course Width	6 m
		Count of right-hand bend	5
		Count of left-hand bend	4
		Hill Record	, KRÁMSKÝ Otakar Osella BMW: 58.07



Rank	No	Driver Entrant	Country Bird	Car Class	Qualification		RACE			Diff. Prev.	TIME Speed (km/h)	
					10 m	20 m	1600m	Time	10m			20m
Berg Cup Actual Cars												
CLASS S1-1600												
1.	399	MÁLEK Dan Málek-motorsport	CZ 1976	Škoda Felicia RS S1-1600			- DNS - - DNS -	2.28 2.28	6.10 6.06	1:20.54 (22./1.) 1:18.69 (22./1.)	-DNS-	2:39.23 (20.) 99,931
CLASS S1-2000												
	373	LOUBAL Lubomír AMSRT	CZ 1982	VW Golf S1-2000			- DNS - - DNS -			- DNS - - DNS - -DNS-		- DNF -
CLASS S1+2000/2WD												
1.	343	KLUKAN Radek LRT -RRmotorsport	CZ 1973	BMW M3 S1+2000/2WD	2.24	5.81	1:16.17 (15./) - DNS -	2.33 2.28 2.25	5.90 6.07 6.10	1:15.75 (20./1.) 1:16.26 (20./1.) 1:18.03 (16./1.)		2:32.01 (19.) 104,677
2.	359	PROKŠ Robert LRT -RRmotorsport	CZ 1968	BMW M3 S1+2000/2WD	2.46	6.32	1:28.96 (20./1.) - DNS -	2.46 2.40 2.40	6.28 6.95 6.23	1:23.66 (24./) 1:23.36 (24./2.) 1:25.26 (19./2.)	+15,010 +15,010	2:47.02 (22.) 95,270
CLASS S1+2000/4WD												
1.	320	MEIXNER Richard KV motorsport team	CZ 1974	Mitsubishi Lancer Evo VIII S1+2000/4WD	1.88	5.10	1:10.94 (8./1.) - DNS -	1.81 1.81 1.83	4.82 4.79 4.94	1:08.09 (9./1.) 1:07.49 (8./1.) 1:08.56 (8./1.)		2:15.58 (10.) 117,362
	8	HAVLÍČEK Luboš -	CZ 1999	Mitsubishi Laguna S1+2000/4WD			- DNS - - DNS -			- DNS - - DNS - -DNS-		- DNF -
CLASS NA+2000												
1.	2	RYBNÍČEK Marek Liqui Moly Racing Team	CZ 1980	Mitsubishi Lancer EVO VIII NA+2000	1.91	4.99	1:08.29 (4./1.) - DNS -	1.83 1.66 1.76	4.65 4.59 4.66	1:05.41 (5./1.) 1:05.36 (7./1.) 1:05.58 (5./1.)		2:10.77 (7.) 121,679
2.	263	JERMAN Martin Liqui Moly Racing Team	CZ 1959	Mitsubishi Lancer EVO IX NA+2000	1.73	4.49	1:10.21 (6./2.) - DNS -	1.79 1.81 1.85	4.48 4.67 4.61	1:07.38 (7./2.) 1:12.93 (17./4.) 1:09.44 (11./4.)	+6,050 +6,050	2:16.82 (11.) 116,299
3.	262	CICHÁ Veronika KV Motorsport team	CZ 1987	Mitsubishi Lancer EVO VIII NA+2000	2.19	5.45	1:16.14 (14./5.) - DNS -	1.87 2.23 1.85	4.82 5.19 4.77	1:09.13 (11./3.) 1:10.07 (13./3.) 1:08.61 (10./3.)	+6,970 +0,920	2:17.74 (12.) 115,522

Rank	№	Driver Entrant	Country Bird	Car Class	Qualification			RACE				Diff. Prev.	TIME Speed (km/h)
					10 m	20 m	1600m	Time	10m	20m	1600m		
4.	265	SAJLEROVÁ Gabriela Liqui Moly Racing Team	CZ 2013	Mitsubishi Lancer EVO X NA+2000	1.81	4.70	1:12.67 (10./3.) - DNS -	1.76	4.65	1:09.73 (12./4.)	+7,140	2:17.91 (13.) 115,380	
5.	264	SAJLER Filip Liqui Moly Racing Team	CZ 1979	Mitsubishi Lancer EVO X NA+2000	1.87	4.90	1:13.92 (13./4.) - DNS -	1.91	4.86	1:11.43 (16./5.) 3:54.25 (26./5.)	+12,110 +4,970	2:22.88 (17.) 111,366	
CLASS E1-1400													
1.	257	MALEŇÁK Dušan AMK Masarykův okruh	CZ 1977	Škoda 130 LR/H E1-1400	2.20	6.41	1:25.29 (18./1.) - DNS -	2.26	6.42	1:23.29 (23./1.) 1:22.07 (23./1.)		2:44.01 (21.) 97,018	
CLASS E1-1600													
1.	213	MEDUNA Jiří	CZ 1986	Peugeot 106 S16 E1-1600	2.22	5.71	1:16.27 (16./1.) - DNS -	2.23	5.66	1:12.69 (18./1.) 1:14.92 (19./1.)		2:25.72 (18.) 109,196	
CLASS E1-2000													
1.	183	NEVESELÝ Radek Hostěnice	CZ 1981	Škoda Octavia E1-2000			- DNS - - DNS -	2.12	5.21	1:07.55 (8./1.) 1:07.51 (9./1.)		2:14.72 (8.) 118,112	
2.	189	BOHÁČ Milan LRT - Renault Chrudim	CZ 1957	Renault Clio E1-2000	2.29	5.46	1:10.87 (7./1.) - DNS -	2.23	5.37	1:08.25 (10./2.) 1:07.81 (10./2.)	+0,770 +0,770	2:15.49 (9.) 117,440	
3.	177	BACULÍK Radim KV Motorsport Team	CZ 1977	Škoda Fabia TDi E1-2000	1.81	4.99	1:13.09 (11./3.) - DNS -	1.77	4.92	1:10.99 (14./3.) 1:10.22 (14./3.)	+5,640 +4,870	2:20.36 (14.) 113,366	
4.	198	FIBICH Václav Fibich Václav Přeprava osob	CZ 1983	Opel Corsa B E1-2000	2.21	5.36	1:12.19 (9./2.) - DNS -	2.16	5.30	1:11.53 (17./4.) 1:10.72 (16./4.)	+7,530 +1,890	2:22.25 (16.) 111,859	
CLASS E1+2000/4WD													
1.	5	ŠPALEK Jiří KOMVET-EUROVRAK racing	CZ 980	Mitsubishi Lancer WRC 05 E1+2000/4WD	1.79	4.42	1:05.73 (2./1.) - DNS -	1.73	4.32	1:04.66 (3./1.) 1:05.12 (6./2.)		2:08.30 (3.) 124,022	
2.	7	ZEMAN Martin KRTZ	CZ 1974	Mitsubishi Lancer Evo IV E1+2000/4WD	2.01	5.12	1:09.01 (5./3.) - DNS -	1.85	4.54	-DNS- 1:04.36 (4./1.)	+0,120 +0,120	2:08.42 (4.) 123,906	
3.	100	STEHLIK Karel KV Motorsport team	CZ 1980	Mitsubishi Colt EVO E1+2000/4WD	1.94	4.64	1:07.87 (3./2.) - DNS -	1.61	4.21	1:05.23 (4./2.) 1:05.34 (6./3.)	+2,270 +2,150	2:10.57 (6.) 121,866	
CLASS E2/C-1600													
1.	64	KRAKOVIČ Radek REC	CZ 1986	FIKS 09RK E2/C-1600			- DNS - - DNS -	1.78	4.62	1:05.96 (6./1.) 1:04.26 (3./1.)		2:08.47 (5.) 123,858	
2.	62	RÝZEK Milan KV motorsport team	SK 1985	FIKS 01 E2/C-1600	1.95	5.26	1:13.51 (12./1.) - DNS -	1.88	5.15	1:10.06 (13./2.) 1:10.37 (15./2.)	+11,960 +11,960	2:20.43 (15.) 113,309	
CLASS E2/C-2000													
1.	4	NOVICKÝ Michal REC	CZ 1977	Reynard 032 F3 E2/C-2000			- DNS - - DNS -	1.79	4.49	1:01.52 (2./1.) 1:01.08 (2./1.)		2:02.60 (2.) 129,788	
CLASS E2/C+2000													
1.	1	KOMÁREK David KOMVET-EUROVRAK racing	CZ 1975	Norma M20F E2/C+2000	1.78	4.31	1:01.77 (1./1.) - DNS -	1.92	4.50	59.41 (1./1.) 59.21 (1./1.) 59.00 (1./1.)		1:58.21 (1.) 134,608	
Berg Cup Historic Cars													
CLASS HA1-1300													
1.	484	ZELENÝ Milan Historic Racing Club Jihlava	CZ 1984	Škoda 130 LR HA1-1300	2.11	6.05	1:24.20 (17./1.) - DNS -	2.01	5.70	1:18.22 (21./1.) 1:17.71 (21./1.)		2:35.93 (3.) 102,046	
CLASS HA1-2000													
1.	441	KLÍCHA Ivan Klícha Ivan	CZ 1950	Volvo 544 Sport HA1-2000	2.31	6.54	1:26.74 (19./1.) - DNS -	2.37	6.60	1:49.71 (25./1.) 1:26.88 (25./1.)		2:54.40 (4.) 91,239	
CLASS HA1+2000													
1.	436	JELÍNEK Libor AutoJelinek	CZ 1949	BMW 3.5 CSL HA1+2000			- DNS - - DNS -	2.20	5.42	1:14.57 (19./1.) 1:14.52 (18./1.)		2:29.09 (2.) 106,727	
CLASS HA2													
1.	411	ZMEŠKAL Miloš LRT - Zmeškal Motorsport	CZ 1957	Ralt 032 HA2			- DNS - - DNS -	1.85	4.76	1:11.05 (15./1.) 1:07.84 (11./1.)		2:18.89 (1.) 114,565	

Rank	№	Driver Entrant	Country Bird	Car Class	Qualification			RACE			Diff. Prev.	TIME Speed (km/h)
					10 m	20 m	1600m	10m	20m	1600m		

Competition / Weather Information									
Qualification					RACE				
	Time	Weather	Temp. (°C)			Time	Weather	Temp. (°C)	
			Air	Road				Air	Road
1st Round	8:40: - 9:24:	Semicloudy	12	7	1st Round	9:50: - 10:56	Semicloudy	13	10
2nd Round	-				2nd Round	11:29 - 12:57	Sunny	15	14
					3rd Round	14:02 - 15:04	Sunny	16	15

Statistics										
		Time			Speed (km/h)			Competitors / Nations		
		Min	Max	Avg.	Max	Min	Avg.	in start list	started	with results
Qualification	1st Round	1:01.770	1:28.960	1:14.192	128,800	89,433	107,235	30/2	20/2	20/2
	2nd Round							30/2	0/2	0/0
RACE	1st Round	59.410	1:49.710	1:12.232	133,917	72,518	110,144	30/2	25/2	25/2
	2nd Round	59.210	3:54.250	1:17.218	134,369	33,964	103,032	30/2	26/2	26/2
	3rd Round	59.000	1:27.520	1:11.199	134,847	90,905	111,743	30/2	20/2	20/1

Race Director GÄNSDORFER Aleš (CZE)	Sport Marshal IHA  BARTL Miroslav (CZE)	Main Timekeeper  ŠABÍK L'uboš (SVK)
--	--	--

LIQUI MOLY BERG CUP 2012

Násedlovice, 21.4.2013

Násedlovice, 18. - 20. 4. 2013



Jury / Competition Management		Hill Data	
Chief of Competition	GÄNSDORFER Aleš (CZE)	Start Altitude	176 m
Race Director	GÄNSDORFER Aleš (CZE)	Finish Altitude	261 m
Vice chairman	NYKODÝMOVÁ Jana (CZE)	Vertical Drop	85 m
Sport Marshal IHA	BARTL Miroslav (CZE)	Course Length	2210 m
Technical Marshal IHA	DANĚK Pavel (CZE)	Min course Width	6 m
		Count of right-hand bend	5
		Count of left-hand bend	4
		Hill Record	, KRÁMSKÝ Otakar Osella BMW: 58.07

Rank	No	Driver Entrant	Country Bird	Car Class	Qualification		RACE				Diff. Prev.	TIME Speed (km/h)
					10 m	20 m	1600m	Time	10m	20m		

Berg Cup Actual Cars

GROUP S1

1.	320	MEIXNER Richard KV motorsport team	CZ 1974	Mitsubishi Lancer Evo VIII S1+2000/4WD	1.88	6.54	1:10.94 (8./1.) - DNS -	1.81 1.81 1.83	4.82 4.79 4.94	1:08.09 (9./1.) 1:07.49 (8./1.) 1:08.56 (8./1.)		2:15.58 (10.) 117,362
2.	343	KLUKAN Radek LRT -RRmotorsport	CZ 1973	BMW M3 S1+2000/2WD	2.24	6.54	1:16.17 (15./) - DNS -	2.33 2.28 2.25	5.90 6.07 6.10	1:15.75 (20./1.) 1:16.26 (20./1.) 1:18.03 (16./1.)	+16,430 +16,430	2:32.01 (19.) 104,677
3.	399	MÁLEK Dan Málek-motorsport	CZ 1976	Škoda Felicia RS S1-1600		6.54	- DNS - - DNS -	2.28 2.28	6.10 6.06	1:20.54 (22./1.) 1:18.69 (22./1.) - DNS -	+23,650 +7,220	2:39.23 (20.) 99,931
4.	359	PROKŠ Robert LRT -RRmotorsport	CZ 1968	BMW M3 S1+2000/2WD	2.46	6.54	1:28.96 (20./1.) - DNS -	2.46 2.40 2.40	6.28 6.95 6.23	1:23.66 (24./) 1:23.36 (24./2.) 1:25.26 (19./2.)	+31,440 +7,790	2:47.02 (22.) 95,270
	8	HAVLÍČEK Luboš -	CZ 1999	Mitsubishi Laguna S1+2000/4WD		6.54	- DNS - - DNS -			- DNS - - DNS - - DNS -		- DNF -
	373	LOUBAL Lubomír AMSRT	CZ 1982	VW Golf S1-2000		6.54	- DNS - - DNS -			- DNS - - DNS - - DNS -		- DNF -

GROUP E1

1.	5	ŠPALEK Jiří KOMVET-EUROVRÁK racing	CZ 980	Mitsubishi Lancer WRC 05 E1+2000/4WD	1.79	6.54	1:05.73 (2./1.) - DNS -	1.73 1.84 1.81	4.32 4.57 4.43	1:04.66 (3./1.) 1:05.12 (5./2.) 1:03.64 (2./1.)		2:08.30 (3.) 124,022
2.	7	ZEMAN Martin KRTZ	CZ 1974	Mitsubishi Lancer Evo IV E1+2000/4WD	2.01	6.54	1:09.01 (5./3.) - DNS -	1.85 1.78	4.54 4.51	- DNS - 1:04.36 (4./1.) 1:04.06 (3./2.)	+0,120 +0,120	2:08.42 (4.) 123,906
3.	100	STEHLIK Karel KV Motorsport team	CZ 1980	Mitsubishi Colt EVO E1+2000/4WD	1.94	6.54	1:07.87 (3./2.) - DNS -	1.61 1.87	4.21 4.48	1:05.23 (4./2.) 1:05.34 (6./3.) - DNS -	+2,270 +2,150	2:10.57 (6.) 121,866
4.	183	NEVESELÝ Radek Hostěnice	CZ 1981	Škoda Octavia E1-2000		6.54	- DNS - - DNS -	2.12 2.14 2.13	5.21 5.28 5.24	1:07.55 (8./1.) 1:07.51 (9./1.) 1:07.21 (6./1.)	+6,420 +4,150	2:14.72 (8.) 118,112

Rank	№	Driver Entrant	Country Bird	Car Class	Qualification				RACE				Diff. Prev.	TIME Speed (km/h)
					10 m	20 m	1600m	Time	10m	20m	1600m	Time		
5.	189	BOHÁČ Milan LRT - Renault Chrudim	CZ 1957	Renault Clio E1-2000	2.29	6.54	1:10.87 (7./1.) - DNS -	2.23 2.26 2.26	5.37 5.41 5.36	1:08.25 (10./2.) 1:07.81 (10./2.) 1:07.68 (7./2.)	+7,190 +0,770	2:15.49 (9.) 117,440		
6.	177	BACULÍK Radim KV Motorsport Team	CZ 1977	Škoda Fabia TDi E1-2000	1.81	6.54	1:13.09 (11./3.) - DNS -	1.77 1.77 1.80	4.92 4.93 4.97	1:10.99 (14./3.) 1:10.22 (14./3.) 1:10.14 (12./3.)	+12,060 +4,870	2:20.36 (14.) 113,366		
7.	198	FIBICH Václav Fibich Václav Přeprava osob	CZ 1983	Opel Corsa B E1-2000	2.21	6.54	1:12.19 (9./2.) - DNS -	2.16 2.19 2.33	5.30 5.36 5.57	1:11.53 (17./4.) 1:10.72 (16./4.) 1:11.69 (14./4.)	+13,950 +1,890	2:22.25 (16.) 111,859		
8.	213	MEDUNA Jiří	CZ 1986	Peugeot 106 S16 E1-1600	2.22	6.54	1:16.27 (16./1.) - DNS -	2.23 2.16 2.14	5.66 5.57 5.67	1:12.69 (18./1.) 1:14.92 (19./1.) 1:13.03 (15./1.)	+17,420 +3,470	2:25.72 (18.) 109,196		
9.	257	MALEŇÁK Dušan AMK Masarykův okruh	CZ 1977	Škoda 130 LR/H E1-1400	2.20	6.54	1:25.29 (18./1.) - DNS -	2.26 2.26 2.78	6.42 6.42 7.03	1:23.29 (23./1.) 1:22.07 (23./1.) 1:21.94 (18./1.)	+35,710 +18,290	2:44.01 (21.) 97,018		

GROUP E2/C

1.	1	KOMÁREK David KOMVET-EUROVRAK racing	CZ 1975	Norma M20F E2/C+2000	1.78	6.54	1:01.77 (1./1.) - DNS -	1.92 1.88 1.85	4.50 4.46 4.42	59.41 (1./1.) 59.21 (1./1.) 59.00 (1./1.)		1:58.21 (1.) 134,608
2.	4	NOVICKÝ Michal REC	CZ 1977	Reynard 032 F3 E2/C-2000		6.54	- DNS - - DNS -	1.79 1.80	4.49 4.53	1:01.52 (2./1.) 1:01.08 (2./1.) -DNS-	+4,390 +4,390	2:02.60 (2.) 129,788
3.	64	KRAKOVIČ Radek REC	CZ 1986	FIKS 09RK E2/C-1600		6.54	- DNS - - DNS -	1.78 1.81 1.84	4.62 4.81 4.72	1:05.96 (6./1.) 1:04.26 (3./1.) 1:04.21 (4./1.)	+10,260 +5,870	2:08.47 (5.) 123,858
4.	62	RÝZEK Milan KV motorsport team	SK 1985	FIKS 01 E2/C-1600	1.95	6.54	1:13.51 (12./1.) - DNS -	1.88 1.91	5.15 5.15	1:10.06 (13./2.) 1:10.37 (15./2.) -DNS-	+22,220 +11,960	2:20.43 (15.) 113,309

GROUP N/A

1.	2	RYBNÍČEK Marek Liqui Moly Racing Team	CZ 1980	Mitsubishi Lancer EVO VIII NA+2000	1.91	6.54	1:08.29 (4./1.) - DNS -	1.83 1.66 1.76	4.65 4.59 4.66	1:05.41 (5./1.) 1:05.36 (7./1.) 1:05.58 (6./1.)		2:10.77 (7.) 121,679
2.	263	JERMAN Martin Liqui Moly Racing Team	CZ 1959	Mitsubishi Lancer EVO IX NA+2000	1.73	6.54	1:10.21 (6./2.) - DNS -	1.79 1.81 1.85	4.48 4.67 4.61	1:07.38 (7./2.) 1:12.93 (17./4.) 1:09.44 (11./4.)	+6,050 +6,050	2:16.82 (11.) 116,299
3.	262	CICHÁ Veronika KV Motorsport team	CZ 1987	Mitsubishi Lancer EVO VIII NA+2000	2.19	6.54	1:16.14 (14./5.) - DNS -	1.87 2.23 1.85	4.82 5.19 4.77	1:09.13 (11./3.) 1:10.07 (13./3.) 1:08.61 (10./3.)	+6,970 +0,920	2:17.74 (12.) 115,522
4.	265	SAJLEROVÁ Gabriela Liqui Moly Racing Team	CZ 2013	Mitsubishi Lancer EVO X NA+2000	1.81	6.54	1:12.67 (10./3.) - DNS -	1.76 1.81 1.73	4.65 4.73 4.62	1:09.73 (12./4.) 1:09.33 (12./2.) 1:08.58 (9./2.)	+7,140 +0,170	2:17.91 (13.) 115,380
5.	264	SAJLER Filip Liqui Moly Racing Team	CZ 1979	Mitsubishi Lancer EVO X NA+2000	1.87	6.54	1:13.92 (13./4.) - DNS -	1.91 1.90 1.83	4.86 4.85 4.83	1:11.43 (16./5.) 3:54.25 (26./5.) 1:11.45 (13./5.)	+12,110 +4,970	2:22.88 (17.) 111,366

Berg Cup Historic Cars

GROUP HA1

1.	436	JELÍNEK Libor AutoJelinek	CZ 1949	BMW 3.5 CSL HA1+2000		6.54	- DNS - - DNS -	2.20 2.20	5.42 5.46	1:14.57 (19./1.) 1:14.52 (18./1.) -DNS-		2:29.09 (2.) 106,727
2.	484	ZELENÝ Milan Historic Racing Club Jihlava	CZ 1984	Škoda 130 LR HA1-1300	2.11	6.54	1:24.20 (17./1.) - DNS -	2.01 2.09 2.15	5.70 5.80 5.95	1:18.22 (21./1.) 1:17.71 (21./1.) 1:18.35 (17./1.)	+6,840 +6,840	2:35.93 (3.) 102,046
3.	441	KLÍCHA Ivan Klícha Ivan	CZ 1950	Volvo 544 Sport HA1-2000	2.31	6.54	1:26.74 (19./1.) - DNS -	2.37 2.39 2.44	6.60 6.70 6.77	1:49.71 (26./1.) 1:26.88 (25./1.) 1:27.52 (20./1.)	+25,310 +18,470	2:54.40 (4.) 91,239




GROUP HA2

1.	411	ZMEŠKAL Miloš LRT - Zmeškal Motorsport	CZ 1957	Ralt 032 HA2		6.54	- DNS - - DNS -	1.85 1.78	4.76 4.56	1:11.05 (15./1.) 1:07.84 (11./1.) -DNS-		2:18.89 (1.) 114,565
----	-----	--	------------	-----------------	--	------	--------------------	--------------	--------------	--	--	--------------------------------

Rank	№	Driver Entrant	Country Bird	Car Class	Qualification			RACE			Diff. Prev.	TIME Speed (km/h)
					10 m	20 m	1600m	10m	20m	1600m		

Competition / Weather Information									
Qualification					RACE				
	Time	Weather	Temp. (°C)			Time	Weather	Temp. (°C)	
			Air	Road				Air	Road
1st Round	8:40: - 9:24:	Semicloudy	12	7	1st Round	9:50: - 10:56	Semicloudy	13	10
2nd Round	-				2nd Round	11:29 - 12:57	Sunny	15	14
					3rd Round	14:02 - 15:04	Sunny	16	15

Statistics										
		Time			Speed (km/h)			Competitors / Nations		
		Min	Max	Avg.	Max	Min	Avg.	in start list	started	with results
Qualification	1st Round	1:01.770	1:28.960	1:14.192	128,800	89,433	107,235	30/2	20/2	20/2
	2nd Round							30/2	0/2	0/0
RACE	1st Round	59.410	1:49.710	1:12.232	133,917	72,518	110,144	30/2	25/2	25/2
	2nd Round	59.210	3:54.250	1:17.218	134,369	33,964	103,032	30/2	26/2	26/2
	3rd Round	59.000	1:27.520	1:11.199	134,847	90,905	111,743	30/2	20/2	20/1

Race Director	Sport Marshal IHA	Main Timekeeper
		
GÄNSDORFER Aleš (CZE)	BARTL Miroslav (CZE)	ŠABÍK Ľuboš (SVK)

LIQUI MOLY BERG CUP 2012

Násedlovice, 21.4.2013

Násedlovice, 18. - 20. 4. 2013



Lady Trophy





Jury / Competition Management		Hill Data	
Chief of Competition	GÄNSDORFER Aleš (CZE)	Start Altitude	176 m
Race Director	GÄNSDORFER Aleš (CZE)	Finish Altitude	261 m
Vice chairman	NYKODÝMOVÁ Jana (CZE)	Vertical Drop	85 m
Sport Marshal IHA	BARTL Miroslav (CZE)	Course Length	2210 m
Technical Marshal IHA	DANĚK Pavel (CZE)	Min course Width	6 m
		Count of right-hand bend	5
		Count of left-hand bend	4
		Hill Record	, KRÁMSKÝ Otakar Osella BMW: 58.07

Rank	No	Driver Entrant	Country Bird	Car Class	Qualification			RACE				Diff. Prev.	TIME Speed (km/h)
					10 m	20 m	1600m	Time	10m	20m	1600m		
1.	262	CICHÁ Veronika KV Motorsport team	CZ 1987	Mitsubishi Lancer EVO VIII NA+2000	2.19	5.45	1:16.14 (14./5.) - DNS -	1.87 2.23 1.85	4.82 5.19 4.77	1:09.13 (11./3.) 1:10.07 (13./3.) 1:08.61 (10./3.)		2:17.74 (3.) 115,522	
2.	265	SAJLEROVÁ Gabriela Liqui Moly Racing Team	CZ 2013	Mitsubishi Lancer EVO X NA+2000	1.81	4.70	1:12.67 (10./3.) - DNS -	1.76 1.81 1.73	4.65 4.73 4.62	1:09.73 (12./4.) 1:09.33 (12./2.) 1:08.58 (9./2.)	+0,170 +0,170	2:17.91 (4.) 115,380	

Competition / Weather Information									
Qualification					RACE				
	Time	Weather	Temp. (°C)			Time	Weather	Temp. (°C)	
			Air	Road				Air	Road
1st Round	8:40: - 9:24:	Semicyludy	12	7	1st Round	9:50: - 10:56	Semicyludy	13	10
2nd Round	-				2nd Round	11:29 - 12:57	Sunny	15	14
					3rd Round	14:02 - 15:04	Sunny	16	15

Statistics										
		Time			Speed (km/h)			Competitors / Nations		
		Min	Max	Avg.	Max	Min	Avg.	in start list	started	with results
Qualification	1st Round	1:01.770	1:28.960	1:14.192	128,800	89,433	107,235	30/2	20/2	20/2
	2nd Round							30/2	0/2	0/0
RACE	1st Round	59.410	1:49.710	1:12.232	133,917	72,518	110,144	30/2	25/2	25/2
	2nd Round	59.210	3:54.250	1:17.218	134,369	33,964	103,032	30/2	26/2	26/2
	3rd Round	59.000	1:27.520	1:11.199	134,847	90,905	111,743	30/2	20/2	20/1

Race Director	Sport Marshal IHA	Main Timekeeper
GÄNSDORFER Aleš (CZE)	 BARTL Miroslav (CZE)	 ŠABÍK Ľuboš (SVK)

LIQUI MOLY BERG CUP 2012




Násedlovice,

, 18. - 20. 4. 2013



Junior Trophy





Jury / Competition Management		Hill Data	
Chief of Competition	GÄNSDORFER Aleš (CZE)	Start Altitude	176 m
Race Director	GÄNSDORFER Aleš (CZE)	Finish Altitude	261 m
Vice chairman	NYKODÝMOVÁ Jana (CZE)	Vertical Drop	85 m
Sport Marshal IHA	BARTL Miroslav (CZE)	Course Length	2210 m
Technical Marshal IHA	DANĚK Pavel (CZE)	Min course Width	6 m
		Count of right-hand bend	5
		Count of left-hand bend	4
		Hill Record	, KRÁMSKÝ Otakar Osella BMW: 58.07

Rank	№	Driver Entrant	Country Bird	Car Class	Qualification		RACE			Diff. Prev.	TIME Speed (km/h)
					m	m	m	m	m		

Competition / Weather Information									
Qualification					RACE				
	Time	Weather	Temp. (°C)			Time	Weather	Temp. (°C)	
			Air	Road				Air	Road
1st Round	8:40: - 9:24:	Semicyludy	12	7	1st Round	9:50: - 10:56	Semicyludy	13	10
2nd Round	-				2nd Round	11:29 - 12:57	Sunny	15	14
					3rd Round	14:02 - 15:04	Sunny	16	15

Statistics											
		Time			Speed (km/h)				Competitors / Nations		
		Min	Max	Avg.	Max	Min	Avg.	in start list	started	with results	
Qualification	1st Round	1:01.770	1:28.960	1:14.192	128,800	89,433	107,235	30/2	20/2	20/2	
	2nd Round							30/2	0/2	0/0	
RACE	1st Round	59.410	1:49.710	1:12.232	133,917	72,518	110,144	30/2	25/2	25/2	
	2nd Round	59.210	3:54.250	1:17.218	134,369	33,964	103,032	30/2	26/2	26/2	
	3rd Round	59.000	1:27.520	1:11.199	134,847	90,905	111,743	30/2	20/2	20/1	

Race Director	Sport Marshal IHA	Main Timekeeper
GÄNSDORFER Aleš (CZE)	 BARTL Miroslav (CZE)	 ŠABÍK Luboš (SVK)

LIQUI MOLY BERG CUP 2012

Násedlovice

18. - 20. 4. 2013



Czech Trophy





Jury / Competition Management		Hill Data	
Chief of Competition	GÄNSDORFER Aleš (CZE)	Start Altitude	176 m
Race Director	GÄNSDORFER Aleš (CZE)	Finish Altitude	261 m
Vice chairman	NYKODÝMOVÁ Jana (CZE)	Vertical Drop	85 m
Sport Marshal IHA	BARTL Miroslav (CZE)	Course Length	2210 m
Technical Marshal IHA	DANĚK Pavel (CZE)	Min course Width	6 m
		Count of right-hand bend	5
		Count of left-hand bend	4
		Hill Record	, KRÁMSKÝ Otakar Osella BMW: 58.07

Rank	№	Driver Entrant	Country Bird	Car Class	Qualification			RACE			Diff. Prev.	TIME Speed (km/h)
					10 m	20 m	1600m	10m	20m	1600m		
1.	1	KOMÁREK David KOMVET-EUROVRAK racing	CZ 1975	Norma M20F E2/C+2000	1.78	4.31	1:01.77 (1./1.) - DNS -	1.92 1.88 1.85	4.50 4.46 4.42	59.41 (1./1.) 59.21 (1./1.) 59.00 (1./1.)	+ +	1:58.21 (1.) 134,608
2.	4	NOVICKÝ Michal REC	CZ 1977	Reynard 032 F3 E2/C-2000			- DNS - - DNS -	1.79 1.80	4.49 4.53	1:01.52 (2./1.) 1:01.08 (2./1.) -DNS-	+ +	2:02.60 (1.) 129,788
3.	5	ŠPALEK Jiří KOMVET-EUROVRAK racing	CZ 980	Mitsubishi Lancer WRC 05 E1+2000/4WD	1.79	4.42	1:05.73 (2./1.) - DNS -	1.73 1.84 1.81	4.32 4.57 4.43	1:04.66 (3./1.) 1:05.12 (5./2.) 1:03.64 (2./1.)	+ +	2:08.30 (1.) 124,022
4.	7	ZEMAN Martin KRTZ	CZ 1974	Mitsubishi Lancer Evo IV E1+2000/4WD	2.01	5.12	1:09.01 (5./3.) - DNS -	1.85 1.78	4.54 4.51	-DNS- 1:04.36 (4./1.) 1:04.06 (3./2.)	+ +	2:08.42 (2.) 123,906
5.	64	KRAKOVIČ Radek REC	CZ 1986	FiKS 09RK E2/C-1600			- DNS - - DNS -	1.78 1.81 1.84	4.62 4.81 4.72	1:05.96 (6./1.) 1:04.26 (3./1.) 1:04.21 (4./1.)	+ +	2:08.47 (1.) 123,858
6.	100	STEHLIK Karel KV Motorsport team	CZ 1980	Mitsubishi Colt EVO E1+2000/4WD	1.94	4.64	1:07.87 (3./2.) - DNS -	1.61 1.87	4.21 4.48	1:05.23 (4./2.) 1:05.34 (6./3.) -DNS-	+ +	2:10.57 (3.) 121,866
7.	2	RYBNÍČEK Marek Liqui Moly Racing Team	CZ 1980	Mitsubishi Lancer EVO VIII NA+2000	1.91	4.99	1:08.29 (4./1.) - DNS -	1.83 1.66 1.76	4.65 4.59 4.66	1:05.41 (5./1.) 1:05.36 (7./1.) 1:05.58 (5./1.)	+ +	2:10.77 (1.) 121,679
8.	183	NEVESELÝ Radek Hostěnice	CZ 1981	Škoda Octavia E1-2000			- DNS - - DNS -	2.12 2.14 2.13	5.21 5.28 5.24	1:07.55 (8./1.) 1:07.51 (9./1.) 1:07.21 (6./1.)	+ +	2:14.72 (1.) 118,112
9.	189	BOHÁČ Milan LRT - Renault Chrudim	CZ 1957	Renault Clio E1-2000	2.29	5.46	1:10.87 (7./1.) - DNS -	2.23 2.26 2.26	5.37 5.41 5.36	1:08.25 (10./2.) 1:07.81 (10./2.) 1:07.68 (7./2.)	+ +	2:15.49 (2.) 117,440
10.	320	MEIXNER Richard KV motorsport team	CZ 1974	Mitsubishi Lancer Evo VIII S1+2000/4WD	1.88	5.10	1:10.94 (8./1.) - DNS -	1.81 1.81 1.83	4.82 4.79 4.94	1:08.09 (9./1.) 1:07.49 (8./1.) 1:08.56 (8./1.)	+ +	2:15.58 (1.) 117,362
11.	263	JERMAN Martin Liqui Moly Racing Team	CZ 1959	Mitsubishi Lancer EVO IX NA+2000	1.73	4.49	1:10.21 (6./2.) - DNS -	1.79 1.81 1.85	4.48 4.67 4.61	1:07.38 (7./2.) 1:12.93 (17./4.) 1:09.44 (11./4.)	+ +	2:16.82 (2.) 116,299
12.	262	CICHÁ Veronika KV Motorsport team	CZ 1987	Mitsubishi Lancer EVO VIII NA+2000	2.19	5.45	1:16.14 (14./5.) - DNS -	1.87 2.23 1.85	4.82 5.19 4.77	1:09.13 (11./3.) 1:10.07 (13./3.) 1:08.61 (10./3.)	+ +	2:17.74 (3.) 115,522

Rank	№	Driver Entrant	Country Bird	Car Class	Qualification				RACE				Diff. Prev.	TIME Speed (km/h)
					10 m	20 m	1600m	Time	10m	20m	1600m	Time		
13.	265	SAJLEROVÁ Gabriela Liqui Moly Racing Team	CZ 2013	Mitsubishi Lancer EVO X NA+2000	1.81	4.70	1:12.67 (10./3.)	- DNS -	1.76	4.65	1:09.73 (12./4.)	+ +0,170	2:17.91 (4.) 115,380	
14.	411	ZMEŠKAL Miloš LRT - Zmeškal Motorsport	CZ 1957	Ralt 032 HA2			- DNS -	- DNS -	1.85	4.76	1:11.05 (15./1.)	+ +0,980	2:18.89 (1.) 114,565	
15.	177	BACULÍK Radim KV Motorsport Team	CZ 1977	Škoda Fabia TDi E1-2000	1.81	4.99	1:13.09 (11./3.)	- DNS -	1.77	4.92	1:10.99 (14./3.)	+ +	2:20.36 (3.) 113,366	
16.	198	FIBICH Václav Fibich Václav Přeprava osob	CZ 1983	Opel Corsa B E1-2000	2.21	5.36	1:12.19 (9./2.)	- DNS -	2.16	5.30	1:11.53 (17./4.)	+ +	2:22.25 (4.) 111,859	
17.	264	SAJLER Filip Liqui Moly Racing Team	CZ 1979	Mitsubishi Lancer EVO X NA+2000	1.87	4.90	1:13.92 (13./4.)	- DNS -	1.91	4.86	1:11.43 (16./5.)	+ +	2:22.88 (5.) 111,366	
18.	213	MEDUNA Jiří	CZ 1986	Peugeot 106 S16 E1-1600	2.22	5.71	1:16.27 (16./1.)	- DNS -	2.23	5.66	1:12.69 (18./1.)	+ +	2:25.72 (1.) 109,196	
19.	436	JELÍNEK Libor AutoJelinek	CZ 1949	BMW 3.5 CSL HA1+2000			- DNS -	- DNS -	2.20	5.42	1:14.57 (19./1.)	+ +	2:29.09 (1.) 106,727	
20.	343	KLUKAN Radek LRT -RRmotorsport	CZ 1973	BMW M3 S1+2000/2WD	2.24	5.81	1:16.17 (15./)	- DNS -	2.23	5.90	1:15.75 (20./1.)	+ +	2:32.01 (1.) 104,677	
21.	484	ZELENÝ Milan Historic Racing Club Jihlava	CZ 1984	Škoda 130 LR HA1-1300	2.11	6.05	1:24.20 (17./1.)	- DNS -	2.01	5.70	1:18.22 (21./1.)	+ +	2:35.93 (1.) 102,046	
22.	399	MÁLEK Dan Málek-motorsport	CZ 1976	Škoda Felicia RS S1-1600			- DNS -	- DNS -	2.28	6.10	1:20.54 (22./1.)	+ +	2:39.23 (1.) 99,931	
23.	257	MALEŇÁK Dušan AMK Masarykův okruh	CZ 1977	Škoda 130 LR/H E1-1400	2.20	6.41	1:25.29 (18./1.)	- DNS -	2.26	6.42	1:23.29 (23./1.)	+ +	2:44.01 (1.) 97,018	
24.	359	PROKŠ Robert LRT -RRmotorsport	CZ 1968	BMW M3 S1+2000/2WD	2.46	6.32	1:28.96 (20./1.)	- DNS -	2.46	6.28	1:23.66 (24./)	+ +	2:47.02 (2.) 95,270	
25.	441	KLÍCHA Ivan Kliča Ivan	CZ 1950	Volvo 544 Sport HA1-2000	2.31	6.54	1:26.74 (19./1.)	- DNS -	2.37	6.60	1:49.71 (25./1.)	+ +	2:54.40 (1.) 91,239	
	8	HAVLIČEK Luboš -	CZ 1999	Mitsubishi Laguna S1+2000/4WD			- DNS -	- DNS -			- DNS -		- DNF -	
	373	LOUBAL Lubomír AMSRT	CZ 1982	VW Golf S1-2000			- DNS -	- DNS -			- DNS -		- DNF -	

Competition / Weather Information									
Qualification					RACE				
	Time	Weather	Temp. (°C)			Time	Weather	Temp. (°C)	
			Air	Road				Air	Road
1st Round	8:40: - 9:24:	Semicyludy	12	7	1st Round	9:50: - 10:56	Semicyludy	13	10
2nd Round	-				2nd Round	11:29 - 12:57	Sunny	15	14
					3rd Round	14:02 - 15:04	Sunny	16	15

Statistics										
		Time			Speed (km/h)			Competitors / Nations		
		Min	Max	Avg.	Max	Min	Avg.	in start list	started	with results
Qualification	1st Round	1:01.770	1:28.960	1:14.192	128,800	89,433	107,235	30/2	20/2	20/2
	2nd Round							30/2	0/2	0/0
RACE	1st Round	59.410	1:49.710	1:12.232	133,917	72,518	110,144	30/2	25/2	25/2
	2nd Round	59.210	3:54.250	1:17.218	134,369	33,964	103,032	30/2	26/2	26/2
	3rd Round	59.000	1:27.520	1:11.199	134,847	90,905	111,743	30/2	20/2	20/1

Race Director GÄNSDORFER Aleš (CZE)	Sport Marshal IHA  BARTL Miroslav (CZE)	Main Timekeeper  ŠABÍK Luboš (SVK)
--	--	---

LIQUI MOLY BERG CUP 2012

Násedlovice

18. - 20. 4. 2013



Slovak Trophy



Jury / Competition Management				Hill Data			
Chief of Competition	GÄNSDORFER Aleš (CZE)			Start Altitude	176 m		
Race Director	GÄNSDORFER Aleš (CZE)			Finish Altitude	261 m		
Vice chairman	NYKODÝMOVÁ Jana (CZE)			Vertical Drop	85 m		
Sport Marshal IHA	BARTL Miroslav (CZE)			Course Length	2210 m		
Technical Marshal IHA	DANĚK Pavel (CZE)			Min course Width	6 m		
				Count of right-hand bend	5		
				Count of left-hand bend	4		
				Hill Record	, KRÁMSKÝ Otakar Osella BMW: 58.07		

Rank	№	Driver Entrant	Country Bird	Car Class	Qualification			RACE			Diff. Prev.	TIME Speed (km/h)	
					10 m	20 m	1600m	Time	10m	20m			1600m
1.	62	RÝZEK Milan KV motorsport team	SK 1985	FIKS 01 E2/C-1600	1.95	5.26		1:13.51 (12./1.) - DNS -	1.88 1.91	5.15 5.15		1:10.06 (13./2.) 1:10.37 (15./2.) -DNS-	2:20.43 (2.) 113,309

Competition / Weather Information									
Qualification					RACE				
	Time	Weather	Temp. (°C)			Time	Weather	Temp. (°C)	
			Air	Road				Air	Road
1st Round	8:40: - 9:24:	Semicyludy	12	7	1st Round	9:50: - 10:56	Semicyludy	13	10
2nd Round	-				2nd Round	11:29 - 12:57	Sunny	15	14
					3rd Round	14:02 - 15:04	Sunny	16	15

Statistics										
		Time			Speed (km/h)			Competitors / Nations		
		Min	Max	Avg.	Max	Min	Avg.	in start list	started	with results
Qualification	1st Round	1:01.770	1:28.960	1:14.192	128,800	89,433	107,235	30/2	20/2	20/2
	2nd Round							30/2	0/2	0/0
RACE	1st Round	59.410	1:49.710	1:12.232	133,917	72,518	110,144	30/2	25/2	25/2
	2nd Round	59.210	3:54.250	1:17.218	134,369	33,964	103,032	30/2	26/2	26/2
	3rd Round	59.000	1:27.520	1:11.199	134,847	90,905	111,743	30/2	20/2	20/1

Race Director	Sport Marshal IHA	Main Timekeeper
GÄNSDORFER Aleš (CZE)	 BARTL Miroslav (CZE)	 ŠABÍK Ľuboš (SVK)

LIQUI MOLY BERG CUP 2012

Násedlovice

18. - 20. 4. 2013



Poland Trophy





Jury / Competition Management		Hill Data	
Chief of Competition	GÄNSDORFER Aleš (CZE)	Start Altitude	176 m
Race Director	GÄNSDORFER Aleš (CZE)	Finish Altitude	261 m
Vice chairman	NYKODÝMOVÁ Jana (CZE)	Vertical Drop	85 m
Sport Marshal IHA	BARTL Miroslav (CZE)	Course Length	2210 m
Technical Marshal IHA	DANĚK Pavel (CZE)	Min course Width	6 m
		Count of right-hand bend	5
		Count of left-hand bend	4
		Hill Record	KRÁMSKÝ Otakar Osella BMW: 58.07

Rank	No	Driver Entrant	Country Bird	Car Class	Qualification		RACE				Diff. Prev.	TIME Speed (km/h)
					m	m	m	m	m	m		

Competition / Weather Information									
Qualification					RACE				
	Time	Weather	Temp. (°C)			Time	Weather	Temp. (°C)	
			Air	Road				Air	Road
1st Round	8:40: - 9:24:	Semicyludy	12	7	1st Round	9:50: - 10:56	Semicyludy	13	10
2nd Round	-				2nd Round	11:29 - 12:57	Sunny	15	14
					3rd Round	14:02 - 15:04	Sunny	16	15

Statistics										
		Time			Speed (km/h)			Competitors / Nations		
		Min	Max	Avg.	Max	Min	Avg.	in start list	started	with results
Qualification	1st Round	1:01.770	1:28.960	1:14.192	128,800	89,433	107,235	30/2	20/2	20/2
	2nd Round							30/2	0/2	0/0
RACE	1st Round	59.410	1:49.710	1:12.232	133,917	72,518	110,144	30/2	25/2	25/2
	2nd Round	59.210	3:54.250	1:17.218	134,369	33,964	103,032	30/2	26/2	26/2
	3rd Round	59.000	1:27.520	1:11.199	134,847	90,905	111,743	30/2	20/2	20/1

Race Director	Sport Marshal IHA	Main Timekeeper
GÄNSDORFER Aleš (CZE)	 BARTL Miroslav (CZE)	 ŠABÍK Ľuboš (SVK)

LIQUI MOLY BERG CUP 2012

Násedlovice

18. - 20. 4. 2013



Austria Trophy

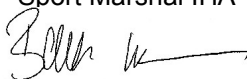



Jury / Competition Management		Hill Data	
Chief of Competition	GÄNSDORFER Aleš (CZE)	Start Altitude	176 m
Race Director	GÄNSDORFER Aleš (CZE)	Finish Altitude	261 m
Vice chairman	NYKODÝMOVÁ Jana (CZE)	Vertical Drop	85 m
Sport Marshal IHA	BARTL Miroslav (CZE)	Course Length	2210 m
Technical Marshal IHA	DANĚK Pavel (CZE)	Min course Width	6 m
		Count of right-hand bend	5
		Count of left-hand bend	4
		Hill Record	KRÁMSKÝ Otakar Osella BMW: 58.07

Rank	No	Driver Entrant	Country Bird	Car Class	Qualification		RACE				Diff. Prev.	TIME Speed (km/h)
					m	m	m	m	m	m		

Competition / Weather Information									
Qualification					RACE				
	Time	Weather	Temp. (°C)			Time	Weather	Temp. (°C)	
			Air	Road				Air	Road
1st Round	8:40: - 9:24:	Semicyludy	12	7	1st Round	9:50: - 10:56	Semicyludy	13	10
2nd Round	-				2nd Round	11:29 - 12:57	Sunny	15	14
					3rd Round	14:02 - 15:04	Sunny	16	15

Statistics										
		Time			Speed (km/h)			Competitors / Nations		
		Min	Max	Avg.	Max	Min	Avg.	in start list	started	with results
Qualification	1st Round	1:01.770	1:28.960	1:14.192	128,800	89,433	107,235	30/2	20/2	20/2
	2nd Round							30/2	0/2	0/0
RACE	1st Round	59.410	1:49.710	1:12.232	133,917	72,518	110,144	30/2	25/2	25/2
	2nd Round	59.210	3:54.250	1:17.218	134,369	33,964	103,032	30/2	26/2	26/2
	3rd Round	59.000	1:27.520	1:11.199	134,847	90,905	111,743	30/2	20/2	20/1

Race Director	Sport Marshal IHA	Main Timekeeper
GÄNSDORFER Aleš (CZE)	 BARTL Miroslav (CZE)	 ŠABÍK Ľuboš (SVK)