

# Maverick Rescue EuroCup 2012

I. Memoriál Ámose Krejčího, 18.5.2013

Brno - Pisárky, 17. - 19. 5. 2013

## Absolute Results

Jury / Competition Management				Hill Data			
Chief of Competition	GÄNSDORFER Aleš (CZE)			Start Altitude	264 m		
Race Director	GÄNSDORFER Aleš (CZE)			Finish Altitude	388 m		
Vice chairman				Vertical Drop	124 m		
Sport Marshal IHA	BARTL Miroslav (CZE)			Course Length	2400 m		
Technical Marshal IHA	DANĚK Pavel (CZE)			Min course Width	7 m		
				Count of right-hand bend			
				Count of left-hand bend			
				Hill Record	: - DNS -		

Rank	No	Driver Entrant	Country Bird	Car Class	Qualification			RACE				Diff. Prev. Speed (km/h)	TIME
					20 m	100 m	m	Time	20m	100m	m		
1.	1	<b>MADRIAN Ferdinand</b> Mad Racing Power	AT 1960	Norma M 20 F E2/C+2000	2.33 1.99	5.39 4.51	1:15.16 (5./1.) 1:00.95 (1./1.)	2.27 2.22	4.88 4.79	1:00.82 (1./1.) 1:00.77 (1./1.)		<b>2:01.59 (1.)</b> 142,117	
										-DNS-		Δ 0,050 (1.)	
2.	10	<b>ZEMAN Martin</b> KRTZ	CZ 1974	Mitsubishi EVO V E1+2000	2.10 2.02	5.02 4.73	1:11.38 (1./1.) 1:06.02 (2./1.)	1.89 2.18	4.53 4.99	1:02.27 (2./1.) 1:03.65 (2./1.)	+4,330 +4,330	<b>2:05.92 (1.)</b> 137,230	
										-DNS-		Δ 1,380 (37.)	
3.	2	<b>MLEJNEK Aleš</b> REC	CZ 1967	Gloria C8F E2/C-1600	2.08 2.01	5.06 4.82	1:12.01 (2./1.) 1:06.13 (3./1.)	2.03 1.98	4.81 4.77	1:04.27 (3./1.) 1:04.52 (3./1.)	+7,200 +2,870	<b>2:08.79 (1.)</b> 134,172	
										-DNS-		Δ 0,250 (7.)	
4.	6	<b>ŠPALEK Jiří</b> KOMVET-EUROVRAK racing	CZ 1980	Mitsubishi Lancer WRC 05 E1+2000			- DNS - 1:09.76 (4./2.)	2.02 2.00	4.74 4.71	1:07.23 (4./2.) 1:08.13 (4./2.)	+13,770 +6,570	<b>2:15.36 (2.)</b> 127,660	
										-DNS-		Δ 0,900 (23.)	
5.	198	<b>FIBICH Václav</b> Fibich Václav přeprava osob	CZ 1983	Opel Corsa E1-2000	2.52 2.51	5.90 5.77	1:14.70 (4./1.) 1:12.13 (7./1.)	2.47 2.40	5.72 5.70	1:09.84 (8./2.) 1:08.58 (5./1.)	+16,830 +3,060	<b>2:18.42 (1.)</b> 124,837	
										-DNS-		Δ 1,260 (35.)	
6.	88	<b>VÁCHAL Ondřej</b> Kocour Racing Team	CZ 1982	Formule Kart Yamaha 1000 E2/C-1600	1.77 1.80	4.57 4.59	1:18.75 (7./1.) 1:12.22 (9./2.)	1.77 1.75	4.45 4.43	1:09.45 (5./2.) 1:08.97 (6./2.)	+16,830 +0,000	<b>2:18.42 (2.)</b> 124,837	
										-DNS-		Δ 0,480 (11.)	
7.	125	<b>DOSEDĚL Dušan</b> DK-mont	CZ 1972	Subaru Impreza WRX STi E1+2000	2.27 2.09	5.27 4.81	1:20.03 (9./2.) 1:12.14 (8./3.)	2.00 1.95	4.83 4.64	1:09.57 (6./3.) 1:08.99 (7./3.)	+16,970 +0,140	<b>2:18.56 (3.)</b> 124,711	
										-DNS-		Δ 0,580 (15.)	
8.	77	<b>VÁCHAL Lukáš</b> Kocour Racing Team	CZ 1980	Formule Kart Yamaha 1000 E2/C-1600	2.07 1.77	5.07 4.45	1:27.48 (18./2.) 1:45.31 (53./4.)	1.78 1.84	4.50 4.54	1:10.60 (9./3.) 1:09.62 (8./3.)	+18,630 +1,660	<b>2:20.22 (3.)</b> 123,235	
										-DNS-		Δ 0,980 (26.)	
9.	11	<b>BUCHAR Jaroslav</b> BRC	CZ 1961	Formule Van Diemen E2/C-2000	2.27 2.03	5.77 5.28	1:28.75 (22./1.) 1:16.84 (13./1.)	1.90 1.96	5.02 5.13	1:12.88 (13./1.) 1:12.15 (10./1.)	+23,440 +0,000	<b>2:25.03 (1.)</b> 119,148	
										-DNS-		Δ 0,730 (20.)	
10.	337	<b>HOLÁN Ivo</b> Pivín	CZ 1975	Subaru Impreza Sti S1+2000	1.96 1.88	5.18 5.11	1:32.63 (31./1.) 1:13.81 (10./1.)	1.92 1.92	5.14 5.15	1:12.30 (12./1.) 1:12.73 (12./1.)	+23,440 +4,810	<b>2:25.03 (1.)</b> 119,148	
										-DNS-		Δ 0,430 (10.)	
11.	389	<b>ZIMÁK Martin</b> KV Motor Sport a.s	CZ 1989	Citroen Saxo Vts S1-1600	2.69 2.53	6.41 6.11	1:22.26 (12./1.) 1:14.60 (11./1.)	2.47 2.35	6.06 5.95	1:13.24 (14./1.) 1:12.64 (11./1.)	+24,290 +0,850	<b>2:25.88 (1.)</b> 118,454	
										-DNS-		Δ 0,600 (17.)	
12.	491	<b>DOKOUPIL Roman</b> R9Team	CZ 1976	Škoda 130RS HA1-1300	2.16 2.14	5.76 5.76	1:22.18 (11./1.) 1:16.99 (14./1.)	2.15 2.12	5.68 5.69	1:14.38 (15./1.) 1:14.58 (14./1.)	+27,370 +3,080	<b>2:28.96 (1.)</b> 116,004	
										-DNS-		Δ 0,200 (4.)	



Rank	No	Driver Entrant	Country Bird	Car Class	Qualification			RACE				Diff. Prev.	TIME Speed (km/h)
					20 m	100 m	m	Time	20m	100m	m		
13.	199	<b>FIRTL ML. Stanislav</b> Firtl Motorsport	CZ 1991	Škoda Octavia TDi E1-2000	2.64 2.60	6.43 6.19	1:28.53 (21./4.) 1:18.31 (15./2.)	2.58 2.54	6.08 6.08	1:14.96 (16./3.) 1:14.15 (13./2.)	+27,520 +0,150	<b>2:29.11 (2.)</b> 115,888 Δ 0,810 (21.)	
14.	315	<b>KOTTAN Mayor Adolf Junior</b> Mad Racing Power	AT 1993	KTM X-bow S2	2.06 1.91	5.15 4.92	1:20.14 (10./1.) 1:11.26 (6./1.)	2.26 2.04	5.25 4.98	1:11.50 (10./1.) 1:19.89 (24./2.)	+29,800 +2,280	<b>2:31.39 (1.)</b> 114,142 Δ 8,390 (54.)	
15.	241	<b>ŠRAHŮLEK Petr</b> REC	CZ 1973	Škoda 130RS Evo1 E1-1400	2.63 2.78	6.53 6.14	1:33.41 (34./4.) 1:20.99 (20./2.)	2.38 2.32	5.96 6.00	1:17.95 (19./1.) 1:17.60 (19./2.)	+33,960 +4,160	<b>2:35.55 (1.)</b> 111,090 Δ 0,350 (8.)	
16.	102	<b>VLAŠANÝ Radek</b> Autoservis Neduchal	CZ 1981	Škoda Favorit Pick-Up E1-1400	2.83 2.78	6.80 6.56	1:28.34 (19./1.) 1:20.56 (18./1.)	2.46 2.43	6.02 5.76	1:18.65 (20./2.) 1:17.53 (17./1.)	+34,590 +0,630	<b>2:36.18 (2.)</b> 110,642 Δ 1,120 (31.)	
17.	414	<b>TYKAL Petr</b> SK Industrietechnik Modřice	CZ 1968	F-Easter MTX 1-03 HA2	2.24 2.04	5.97 6.33	1:32.05 (29./1.) 1:31.36 (44./1.)	2.07 2.12	6.25 6.24	1:19.82 (23./1.) 1:18.34 (20./1.)	+36,570 +1,980	<b>2:38.16 (1.)</b> 109,256 Δ 1,480 (40.)	
18.	166	<b>ELIÁŠ Jan</b> PfeiferMotorsport	CZ 1989	Škoda Octavia E1-2000	2.97 2.79	7.03 6.65	1:28.43 (20./3.) 1:23.32 (23./3.)	2.68 2.62	6.39 6.35	1:19.80 (22./4.) 1:18.94 (22./3.)	+37,150 +0,580	<b>2:38.74 (3.)</b> 108,857 Δ 0,860 (22.)	
19.	312	<b>ZWEIMUELLER Johnny</b> MAD Racing Power	AT 1980	KTM X-bow S2	2.51 1.93	6.43 5.69	1:28.76 (23./1.) 1:22.07 (21./2.)	2.00 1.96	5.12 5.32	1:22.03 (32./2.) 1:17.22 (15./1.)	+37,660 +0,510	<b>2:39.25 (2.)</b> 108,509 Δ 4,810 (50.)	
20.	40	<b>OSLADIL Jan</b> Autosport Osladil	CZ 1944	Formule Delta 2 E2/C-1600	2.09 2.08	5.48 5.44	1:28.99 (24./3.) 1:22.12 (22./3.)	2.15 2.07	5.58 5.38	1:20.79 (27./4.) 1:19.50 (23./4.)	+38,700 +1,040	<b>2:40.29 (4.)</b> 107,805 Δ 1,290 (36.)	
21.	387	<b>ŠTĚPÁNEK Jan</b> TU Brno Racing	CZ 1989	Citroën Saxo S1-1600	2.57	6.64	- DNS - 1:26.31 (35./2.)	2.55 2.54	6.54 6.51	1:21.63 (29./2.) 1:19.92 (25./2.)	+39,960 +1,260	<b>2:41.55 (2.)</b> 106,964 Δ 1,710 (41.)	
22.	210	<b>HRUBÝ Milan</b> ScuderiaMotorsport	CZ 1988	Škoda FR16 E1-1600	2.78	6.80 6.41	1:32.11 (30./2.) 1:24.71 (26./2.)	2.39 2.41	6.10 6.08	1:22.13 (34./2.) 1:21.06 (27./2.)	+41,600 +1,640	<b>2:43.19 (1.)</b> 105,889 Δ 1,070 (27.)	
23.	111	<b>STEJSKAL Bronislav</b> Jovimer Motorsport	CZ 1977	Škoda Felicia RRC E1-1400	2.67	6.62 6.50	1:30.61 (27./3.) 1:25.06 (29./3.)	2.55 2.56	6.33 6.28	1:21.95 (31./3.) 1:21.32 (28./3.)	+41,680 +0,080	<b>2:43.27 (3.)</b> 105,837 Δ 0,630 (18.)	
24.	362	<b>KAŠPAR Vilém</b> VPK Motors	CZ 1983	Škoda Fabia RS S1-2000	2.63	6.62 6.64	1:35.17 (37./1.) 1:24.78 (27./1.)	2.63 2.56	6.50 6.43	1:22.05 (33./1.) 1:21.35 (29./1.)	+41,810 +0,130	<b>2:43.40 (1.)</b> 105,753 Δ 0,700 (19.)	
25.	121	<b>CICÁK Viliam</b> Podlužany	SK 1955	Citroën Saxo E1-1600	2.53 2.36	6.76 5.92	1:46.49 (53./5.) 1:24.69 (25./1.)	2.42 2.41	6.06 5.96	1:23.09 (36./3.) 1:20.91 (26./1.)	+42,410 +0,600	<b>2:44.00 (2.)</b> 105,366 Δ 2,180 (47.)	
26.	133	<b>KRETZ Michal</b> KLM Motorsport	CZ 1980	Škoda Fabia E1+2000	2.92 2.90	6.74 6.69	1:23.92 (14./3.) 1:20.04 (16./4.)	2.90 2.92	6.68 7.18	1:21.70 (30./4.) 1:22.61 (32./4.)	+42,720 +0,310	<b>2:44.31 (4.)</b> 105,167 Δ 0,910 (24.)	
27.	113	<b>MALEŇÁK Dušan</b> AMK Masarykův okruh	CZ 1977	Škoda 130 LR/H E1-1400	2.35	6.33 6.12	1:29.63 (26./2.) 1:25.85 (34./4.)	2.18 2.27	6.04 6.18	1:22.97 (35./4.) 1:21.88 (31./4.)	+43,260 +0,540	<b>2:44.85 (4.)</b> 104,823 Δ 1,090 (28.)	
28.	423	<b>SMUTNÝ Jiří</b> JS Racing	CZ 1974	Alfa Romeo Guilia GT HA1-2000	2.62 5.06	6.83 20.22	1:33.90 (35./1.) - DNF -	2.35 2.32	6.28 6.20	1:24.78 (41./1.) 1:21.59 (30./1.)	+44,780 +1,520	<b>2:46.37 (1.)</b> 103,865 Δ 3,190 (48.)	
29.	363	<b>CAKL Filip</b> VPK Motors	CZ 1985	Škoda Fabia RS S1-2000	2.74 2.82	6.61	1:43.12 (49./1.) 1:26.69 (36./2.)	2.72 2.63	6.65 6.60	1:23.71 (38./2.) 1:23.22 (35./2.)	+45,340 +0,560	<b>2:46.93 (2.)</b> 103,516 Δ 0,490 (12.)	
30.	400	<b>TEYSCHL Otakar</b>	CZ 1982	Morris Mini Britax-COOPER HA1-1300	2.81 2.67	6.73 6.43	1:29.27 (25./2.) 1:25.02 (28./2.)	2.69 2.69	6.46 6.43	1:24.65 (40./3.) 1:22.85 (34./2.)	+45,910 +0,570	<b>2:47.50 (2.)</b> 103,164 Δ 1,800 (44.)	
31.	206	<b>SEDLÁČEK Vlastimil</b> Jupi Team	SK 1956	Honda Civic E1-1600	2.84 2.57	6.86 6.44	1:31.86 (28./1.) 1:25.22 (32./3.)	2.69 2.72	6.41 6.50	1:20.19 (24./1.) 1:28.31 (43./4.)	+46,910 +1,000	<b>2:48.50 (3.)</b> 102,552 Δ 8,120 (53.)	
32.	468	<b>MESÁROŠ Ján</b> MEŠI	SK 1955	Škoda 120S HA1-1300	2.39 2.32	6.79 6.40	1:37.01 (40./5.) 1:28.96 (39./4.)	2.35 2.23	6.31 6.07	1:25.22 (42./4.) 1:23.79 (36./3.)	+47,420 +0,510	<b>2:49.01 (3.)</b> 102,242 Δ 1,430 (38.)	
33.	225	<b>ČADEK Luboš</b> Autopřívěsy Čadek	CZ 1957	Škoda Felicia Pick up E1-1600	2.79	6.86 6.40	1:36.19 (39./3.) 1:27.95 (38./4.)	2.50 2.63	6.33 6.43	1:24.48 (39./4.) 1:24.59 (37./3.)	+47,480 +0,060	<b>2:49.07 (4.)</b> 102,206 Δ 0,110 (3.)	
34.	406	<b>CHYTL Martin</b> Martin Chytil	CZ 1977	Škoda 120 S HA1-2000	2.54 2.60	7.19 7.04	1:44.01 (51./4.) 1:32.86 (45./2.)	2.49 2.44	6.75 6.62	1:26.72 (43./2.) 1:27.07 (40./2.)	+52,200 +4,720	<b>2:53.79 (2.)</b> 99,430 Δ 0,350 (8.)	
35.	218	<b>KOPIŠTĚ Jaroslav</b> Hobby Racing Team Kutná Hora	CZ 1974	Škoda 120 S E1-1400	3.08 2.53	7.28 6.56	1:38.11 (43./5.) 1:29.77 (41./5.)	2.37 2.37	6.30 6.27	1:27.52 (44./5.) 1:26.42 (38./5.)	+52,350 +0,150	<b>2:53.94 (5.)</b> 99,345 Δ 1,100 (29.)	
36.	200	<b>ŠTĚPÁNEK Milan</b> Štěpa Racing Team	CZ 1952	BMW E36 1.8is E1-2000	3.06	7.86 6.85	1:41.38 (48./6.) 1:29.15 (40./5.)	2.83 2.78	7.16 6.93	1:28.74 (46./6.) 1:26.99 (39./4.)	+54,140 +1,790	<b>2:55.73 (4.)</b> 98,333 Δ 1,750 (43.)	
37.	409	<b>CHYTL Jaroslav</b> Martin Chytil	CZ 1953	Škoda 110 R HA1-2000	2.59 2.51	6.85 6.60	1:38.46 (45./2.) 1:30.73 (42./1.)	2.39 2.42	6.38 6.38	1:28.56 (45./3.) 1:27.45 (41./3.)	+54,420 +0,280	<b>2:56.01 (3.)</b> 98,176 Δ 1,110 (30.)	
38.	484	<b>ZELENÝ Milan</b> Historic Racing Club Jihlava	CZ 1984	Škoda 130 LR/A HA1-1300	2.83	7.22	1:34.22 (36./4.) - DNS -	2.30 2.24	6.15 6.10	1:20.57 (25./2.) 1:35.78 (50./6.)	+54,760 +0,340	<b>2:56.35 (4.)</b> 97,987 Δ 15,210 (56.)	

Rank	№	Driver Entrant	Country Bird	Car Class	Qualification				RACE				Diff. Prev.	TIME Speed (km/h)
					20 m	100 m	m	Time	20m	100m	m	Time		
39.	252	<b>CHOVANEC Pavel</b> LBT racing	CZ 1977	Ford Fiesta E1-1400	2.70 2.60	6.95 6.72	1:38.40 (44./6.) 1:30.95 (43./6.)	2.57 2.61	6.87 6.78	1:28.79 (47./6.) 1:27.63 (42./6.)	+54,830 +0,070	<b>2:56.42 (6.)</b> 97,948 Δ 1,160 (34.)		
40.	201	<b>ZOUFALÝ Karel</b> Autocross Team K&M	CZ 1954	Škoda Felicia E1-1400	3.15 2.98	7.75 7.00	1:45.00 (52./7.) 1:43.28 (50./7.)	2.89 2.91	6.87 6.91	1:30.38 (48./7.) 1:30.32 (45./7.)	+59,110 +4,280	<b>3:00.70 (7.)</b> 95,628 Δ 0,060 (2.)		
41.	202	<b>ZOUFALÁ Martina</b> Autocross Team K&M	CZ 1989	Škoda Felicia E1-1600	2.87 2.70	6.95 6.59	1:37.57 (41./4.) 1:58.18 (58./5.)	2.62 2.72	6.47 6.59	1:32.60 (50./5.) 1:31.17 (46./5.)	+62,180 +3,070	<b>3:03.77 (5.)</b> 94,031 Δ 1,430 (38.)		
42.	441	<b>ŠVÁB Petr</b> HL Motorsport	CZ 1971	Škoda 120 HA1-1300	2.80 2.55	7.34 7.24	1:41.28 (47./6.) 1:37.02 (47./5.)	2.47 2.53	6.91 6.97	1:32.40 (49./5.) 1:32.92 (47./4.)	+63,730 +1,550	<b>3:05.32 (5.)</b> 93,244 Δ 0,520 (14.)		
43.	407	<b>ŠIKUTA Jan</b>	CZ 1980	BMW E 30 318 is HA1-2000	3.05 2.58	7.58 6.83	1:39.03 (46./3.) 1:33.10 (46./3.)	2.71 2.55	7.12 6.83	1:32.68 (51./4.) 1:34.59 (49./4.)	+65,680 +1,950	<b>3:07.27 (4.)</b> 92,273 Δ 1,910 (46.)		
44.	445	<b>ŠVÁB Kamil</b> HL Motorsport	CZ 1995	Škoda 120 HA1-1300	2.61 2.44	7.16 6.84	1:50.81 (55./1.) 1:38.10 (48./6.)	2.43 2.46	6.71 6.65	1:38.63 (53./7.) 1:33.81 (48./5.)	+70,850 +5,170	<b>3:12.44 (6.)</b> 89,794 Δ 4,820 (51.)		
45.	71	<b>RÝZEK Milan</b> KV Motorsport Team	SK 1985	Toyota buggy Orca 01 E2SH	2.30 2.23	5.95 5.85	1:35.33 (38./1.) 1:44.35 (51./1.)	2.25 2.24	5.87 5.82	1:45.09 (57./1.) 1:29.59 (44./1.)	+73,090 +2,240	<b>3:14.68 (1.)</b> 88,761 Δ 15,500 (57.)		
46.	401	<b>ŽÁČEK Michal</b> Žáček	CZ 2000	Škoda 125 HA1-1300	2.87 2.75	7.71 7.33	2:00.99 (59./7.) 1:44.46 (52./7.)	2.62 3.02	7.16 7.63	1:40.91 (56./8.) 1:36.86 (51./7.)	+76,180 +3,090	<b>3:17.77 (7.)</b> 87,374 Δ 4,050 (49.)		
47.	901	<b>VOLDECKÝ Pavel</b> . /.	CZ 1980	Škoda Felicia Předjezdci	2.84 2.83	7.78 7.82	1:43.49 (50./2.) 1:41.46 (49./2.)	2.81 2.85	7.74 7.77	1:39.22 (54./1.) 1:41.03 (52./1.)	+78,660 +2,480	<b>3:20.25 (1.)</b> 86,292 Δ 1,810 (45.)		
48.	903	<b>BRTNÍČEK Patrik</b> LB Trans Racing	CZ 2013	Škoda Felicia Předjezdci	2.95 3.10	8.02 8.25	1:46.87 (54./3.) 1:46.08 (54./3.)	2.84 2.90	7.91 8.08	1:40.17 (55./2.) 1:41.11 (53./2.)	+79,690 +1,030	<b>3:21.28 (2.)</b> 85,851 Δ 0,940 (25.)		
49.	399	<b>SYTAŘ Jakub</b> Firtl Motorsport	CZ 1998	Opel Corsa S1-1600	3.10 3.97	8.10 11.54	1:51.36 (56./1.) 1:52.75 (55./3.)	5.00 3.33	14.03 8.82	1:53.67 (60./3.) 1:41.76 (54./3.)	+93,840 +14,150	<b>3:35.43 (3.)</b> 80,212 Δ 11,910 (55.)		
50.	126	<b>LANDL Tibor</b> HM motorsport	CZ 1958	Fiat 126 E1-1150	3.11 2.80	8.61 7.94	1:59.72 (57./1.) 1:55.61 (56./1.)	2.93 2.84	8.07 7.97	1:49.85 (58./1.) 1:50.09 (55./1.)	+98,350 +4,510	<b>3:39.94 (1.)</b> 78,567 Δ 0,240 (5.)		
51.	132	<b>MARČÁK Pavel</b> HM Motorsport	CZ 1982	Fiat 126 E1-1150	2.92 2.84	8.42 8.40	2:00.92 (58./2.) 1:57.67 (57./2.)	2.75	8.13	1:53.60 (59./2.) 1:54.18 (56./2.)	+106,190 +7,840	<b>3:47.78 (2.)</b> 75,863 Δ 0,580 (15.)		
52.	127	<b>HRDLIČKA Ondřej</b> HM Motorsport	CZ 1988	Fiat 126 E1-1150	2.98 3.07	8.94 8.90	2:05.37 (60./3.) 2:00.13 (59./3.)	3.12 3.47	9.25	1:59.04 (61./3.) 1:59.28 (57./3.)	+116,730 +10,540	<b>3:58.32 (3.)</b> 72,508 Δ 0,240 (5.)		
	177	<b>BACULIK Radim</b> RRauto Racing Team	CZ 1977	Škoda Fabia 1.9 TDi 4x4 E1-2000	1.97 2.09	5.18 5.73	1:16.42 (6./2.) - DNF -	1.89 1.91	5.10 5.08	1:09.78 (7./1.) - DNF -	-	- DNF -		
	411	<b>CHYTIL Ondřej</b> Martin Chytil	CZ 1991	Škoda 130 L HA1-1300	2.65 2.66	6.59 6.56	1:33.35 (33./3.) 1:27.01 (37./3.)	2.70 2.56	6.69 6.44	1:35.51 (52./6.) - DNF -	-	- DNF -		
	173	<b>ŘEHOŘ Petr</b> RT Servis Car	CZ 1979	Škoda Octavia E1-2000	2.66 2.71	6.59 6.65	1:33.21 (32./5.) 1:25.17 (30./4.)	2.97	7.19	1:21.55 (28./5.) - DNS -	-	- DNF -		
	954	<b>SEDLÁČEK Jiří</b> Motorsport Sedláček	CZ 1968	BMW SŠ 13 SŠ13 Předjezdci	2.39 2.38	5.45 5.43	1:12.01 (2./1.) 1:10.93 (5./1.)	-	-	- DNS - - DNS -	-	- DNF -		
	26	<b>NIŽNANSKÝ Miroslav</b> NiM Pneuservis Racing Team	SK 1962	Opel Lotus E2/C-2000	2.34	5.97	1:38.00 (42./2.) - DNS -	-	-	- DNS - - DNS -	-	- DNF -		

Rank	№	Driver Entrant	Country Bird	Car Class	Qualification			RACE			Diff. Prev. Speed (km/h)	TIME Speed (km/h)
					20 m	100 m	m	Time	20m	100m		

Competition / Weather Information									
Qualification					RACE				
	Time	Weather	Temp. (°C)			Time	Weather	Temp. (°C)	
			Air	Road				Air	Road
1st Round	9:23: - 10:49	Cloudy	14	11	1st Round	13:28 - 14:58	Sunny	18	19
2nd Round	11:07 - 12:40	Semcloudy	17	16	2nd Round	15:16 - 16:53	Sunny	18	20
					3rd Round	-			

Statistics										
		Time			Speed (km/h)			Competitors / Nations		
		Min	Max	Avg.	Max	Min	Avg.	in start list	started	with results
Qualification	1st Round	1:11.380	2:05.370	1:33.124	121,042	68,916	92,779	63/3	60/3	60/3
	2nd Round	1:00.950	2:00.130	1:27.164	141,756	71,922	99,123	63/3	61/3	59/3
RACE	1st Round	1:00.820	1:59.040	1:23.542	142,059	72,581	103,421	63/3	61/3	61/3
	2nd Round	1:00.770	1:59.280	1:23.113	142,175	72,435	103,955	63/3	60/3	57/3
	3rd Round							63/3	0/3	0/0

Race Director  GÄNSDORFER Aleš (CZE)	Sport Marshal IHA  BARTL Miroslav (CZE)	Main Timekeeper  ŠABÍK Luboš (SVK)
--	--	---

# Maverick Rescue EuroCup 2012

## I. Memoriál Ámose Krejčího, 18.5.2013

**Brno - Pisárky, 17. - 19. 5. 2013**

Jury / Competition Management				Hill Data			
Chief of Competition	GÄNSDORFER Aleš (CZE)			Start Altitude			264 m
Race Director	GÄNSDORFER Aleš (CZE)			Finish Altitude			388 m
Vice chairman				Vertical Drop			124 m
Sport Marshal IHA	BARTL Miroslav (CZE)			Course Length			2400 m
Technical Marshal IHA	DANĚK Pavel (CZE)			Min course Width			7 m
				Count of right-hand bend			
				Count of left-hand bend			
				Hill Record			: - DNS -

Rank	No	Driver Entrant	Country Bird	Car Class	Qualification		RACE		Diff. Prev.	TIME Speed (km/h)	
					20 m	100 m	m	Time			20m
<b>CLASS Předjezdci</b>											
1.	1901	<b>VOLDECKÝ Pavel</b> J.	CZ 1980	Škoda Felicia Předjezdci	2.84 2.83	7.78 7.82	1:43.49 (50./2.) 1:41.46 (49./2.)	2.81 2.85	7.74 7.77	1:39.22 (54./1.) 1:41.03 (52./1.)	<b>3:20.25 (47.)</b> 86,292
2.	1903	<b>BRTNÍČEK Patrik</b> LB Trans Racing	CZ 2013	Škoda Felicia Předjezdci	2.95 3.10	8.02 8.25	1:46.87 (54./3.) 1:46.08 (54./3.)	2.84 2.90	7.91 8.08	1:40.17 (55./2.) 1:41.11 (53./2.)	+1,030 +1,030 <b>3:21.28 (48.)</b> 85,851
	1954	<b>SEDLÁČEK Jiří</b> Motorsport Sedláček	CZ 1968	BMW SŠ 13 SŠ13 Předjezdci	2.39 2.38	5.45 5.43	1:12.01 (2./1.) 1:10.93 (5./1.)			- DNS - - DNS - <b>- DNF -</b>	
<b>CLASS S1-1600</b>											
1.	389	<b>ZIMÁK Martin</b> KV Motor Sport a.s	CZ 1989	Citroen Saxo Vts S1-1600	2.69 2.53	6.41 6.11	1:22.26 (12./1.) 1:14.60 (11./1.)	2.47 2.35	6.06 5.95	1:13.24 (14./1.) 1:12.64 (11./1.)	<b>2:25.88 (11.)</b> 118,454
2.	387	<b>ŠTĚPÁNEK Jan</b> TU Brno Racing	CZ 1989	Citroën Saxo S1-1600	2.57	6.64	- DNS - 1:26.31 (35./2.)	2.55 2.54	6.54 6.51	1:21.63 (29./2.) 1:19.92 (25./2.)	+15,670 +15,670 <b>2:41.55 (21.)</b> 106,964
3.	399	<b>SYTAŘ Jakub</b> Firtl Motorsport	CZ 1998	Opel Corsa S1-1600	3.10 3.97	8.10 11.54	1:51.36 (56./1.) 1:52.75 (55./3.)	5.00 3.33	14.03 8.82	1:53.67 (60./3.) 1:41.76 (54./3.)	+69,550 +53,880 <b>3:35.43 (49.)</b> 80,212
<b>CLASS S1-2000</b>											
1.	362	<b>KAŠPAR Vilém</b> VPK Motors	CZ 1983	Škoda Fabia RS S1-2000	2.63 2.56	6.62 6.64	1:35.17 (37./1.) 1:24.78 (27./1.)	2.63 2.56	6.50 6.43	1:22.05 (33./1.) 1:21.35 (29./1.)	<b>2:43.40 (24.)</b> 105,753
2.	363	<b>CAKL Filip</b> VPK Motors	CZ 1985	Škoda Fabia RS S1-2000	2.74 2.82	6.61	1:43.12 (49./1.) 1:26.69 (36./2.)	2.72 2.63	6.65 6.60	1:23.71 (38./2.) 1:23.22 (35./2.)	+3,530 +3,530 <b>2:46.93 (29.)</b> 103,516
<b>CLASS S1+2000</b>											
1.	337	<b>HOLÁN Ivo</b> Pivín	CZ 1975	Subaru Impreza Sti S1+2000	1.96 1.88	5.18 5.11	1:32.63 (31./1.) 1:13.81 (10./1.)	1.92 1.92	5.14 5.15	1:12.30 (12./1.) 1:12.73 (12./1.)	<b>2:25.03 (9.)</b> 119,148
<b>CLASS E1-1150</b>											
1.	126	<b>LANDL Tibor</b> HM motorsport	CZ 1958	Fiat 126 E1-1150	3.11 2.80	8.61 7.94	1:59.72 (57./1.) 1:55.61 (56./1.)	2.93 2.84	8.07 7.97	1:49.85 (58./1.) 1:50.09 (55./1.)	<b>3:39.94 (50.)</b> 78,567

Rank	№	Driver Entrant	Country Bird	Car Class	Qualification			RACE				Diff. Prev.	TIME Speed (km/h)
					20 m	100 m	m	Time	20m	100m	m		
2.	132	<b>MARČÁK Pavel</b> HM Motorsport	CZ 1982	Fiat 126 E1-1150	2.92 2.84	8.42 8.40	2:00.92 (58./2.) 1:57.67 (57./2.)	2.75 3.12	8.13 9.25	1:53.60 (59./2.) 1:54.18 (56./2.)	+7,840 +7,840	<b>3:47.78 (51.)</b> 75,863	
3.	127	<b>HRDLIČKA Ondřej</b> HM Motorsport	CZ 1988	Fiat 126 E1-1150	2.98 3.07	8.94 8.90	2:05.37 (60./3.) 2:00.13 (59./3.)	3.12 3.47	9.25	1:59.04 (61./3.) 1:59.28 (57./3.)	+18,380 +10,540	<b>3:58.32 (52.)</b> 72,508	
<b>CLASS E1-1400</b>													
1.	241	<b>ŠRAHŮLEK Petr</b> REC	CZ 1973	Škoda 130RS Evo1 E1-1400	2.63 6.14	6.53 6.14	1:33.41 (34./4.) 1:20.99 (20./2.)	2.38 2.32	5.96 6.00	1:17.95 (19./1.) 1:17.60 (19./2.)		<b>2:35.55 (15.)</b> 111,090	
2.	102	<b>VLAŠANÝ Radek</b> Autoservis Neduchal	CZ 1981	Škoda Favorit Pick-Up E1-1400	2.83 2.78	6.80 6.56	1:28.34 (19./1.) 1:20.56 (18./1.)	2.46 2.43	6.02 5.76	1:18.65 (20./2.) 1:17.53 (17./1.)	+0,630 +0,630	<b>2:36.18 (16.)</b> 110,642	
3.	111	<b>STEJSKAL Bronislav</b> Jovimer Motorsport	CZ 1977	Škoda Felicia RRC E1-1400	2.67 6.62	6.50	1:30.61 (27./3.) 1:25.06 (29./3.)	2.55 2.56	6.33 6.28	1:21.95 (31./3.) 1:21.32 (28./3.)	+7,720 +7,090	<b>2:43.27 (23.)</b> 105,837	
4.	113	<b>MALEŇÁK Dušan</b> AMK Masarykův okruh	CZ 1977	Škoda 130 LR/H E1-1400	2.35 6.12	6.33 6.12	1:29.63 (26./2.) 1:25.85 (34./4.)	2.18 2.27	6.04 6.18	1:22.97 (35./4.) 1:21.88 (31./4.)	+9,300 +1,580	<b>2:44.85 (27.)</b> 104,823	
5.	218	<b>KOPIŠTĚ Jaroslav</b> Hobby Racing Team Kutná Hora	CZ 1974	Škoda 120 S E1-1400	3.08 2.53	7.28 6.56	1:38.11 (43./5.) 1:29.77 (41./5.)	2.37 2.37	6.30 6.27	1:27.52 (44./5.) 1:26.42 (38./5.)	+18,390 +9,090	<b>2:53.94 (35.)</b> 99,345	
6.	252	<b>CHOVANEC Pavel</b> LBT racing	CZ 1977	Ford Fiesta E1-1400	2.70 2.60	6.95 6.72	1:38.40 (44./6.) 1:30.95 (43./6.)	2.57 2.61	6.87 6.78	1:28.79 (47./6.) 1:27.63 (42./6.)	+20,870 +2,480	<b>2:56.42 (39.)</b> 97,948	
7.	201	<b>ZOUFALÝ Karel</b> Autocross Team K&M	CZ 1954	Škoda Felicia E1-1400	3.15 2.98	7.75 7.00	1:45.00 (52./7.) 1:43.28 (50./7.)	2.89 2.91	6.87 6.91	1:30.38 (48./7.) 1:30.32 (45./7.)	+25,150 +4,280	<b>3:00.70 (40.)</b> 95,628	
<b>CLASS E1-1600</b>													
1.	210	<b>HRUBÝ Milan</b> ScuderiaMotorsport	CZ 1988	Škoda FR16 E1-1600	2.78 6.41	6.80 6.41	1:32.11 (30./2.) 1:24.71 (26./2.)	2.39 2.41	6.10 6.08	1:22.13 (34./2.) 1:21.06 (27./2.)		<b>2:43.19 (22.)</b> 105,889	
2.	121	<b>CICÁK Viliam</b> Podlužany	SK 1955	Citroën Saxo E1-1600	2.53 2.36	6.76 5.92	1:46.49 (53./5.) 1:24.69 (25./1.)	2.42 2.41	6.06 5.96	1:23.09 (36./3.) 1:20.91 (26./1.)	+0,810 +0,810	<b>2:44.00 (25.)</b> 105,366	
3.	206	<b>SEDLÁČEK Vlastimil</b> Jupi Team	SK 1956	Honda Civic E1-1600	2.84 2.57	6.86 6.44	1:31.86 (28./1.) 1:25.22 (32./3.)	2.69 2.72	6.41 6.50	1:20.19 (24./1.) 1:28.31 (43./4.)	+5,310 +4,500	<b>2:48.50 (31.)</b> 102,552	
4.	225	<b>ČADEK Luboš</b> Autopřívěsy Čadek	CZ 1957	Škoda Felicia Pick up E1-1600	2.79 6.40	6.86 6.40	1:36.19 (39./3.) 1:27.95 (38./4.)	2.50 2.63	6.33 6.43	1:24.48 (39./4.) 1:24.59 (37./3.)	+5,880 +0,570	<b>2:49.07 (33.)</b> 102,206	
5.	202	<b>ZOUFALÁ Martina</b> Autocross Team K&M	CZ 1989	Škoda Felicia E1-1600	2.87 2.70	6.95 6.59	1:37.57 (41./4.) 1:58.18 (58./5.)	2.62 2.72	6.47 6.59	1:32.60 (50./5.) 1:31.17 (46./5.)	+20,580 +14,700	<b>3:03.77 (41.)</b> 94,031	
<b>CLASS E1-2000</b>													
1.	198	<b>FIBICH Václav</b> Fibich Václav přeprava osob	CZ 1983	Opel Corsa E1-2000	2.52 2.51	5.90 5.77	1:14.70 (4./1.) 1:12.13 (7./1.)	2.47 2.40	5.72 5.70	1:09.84 (8./2.) 1:08.58 (5./1.)		<b>2:18.42 (5.)</b> 124,837	
2.	199	<b>FIRTL ML. Stanislav</b> Firtl Motorsport	CZ 1991	Škoda Octavia TDi E1-2000	2.64 2.60	6.43 6.19	1:28.53 (21./4.) 1:18.31 (15./2.)	2.58 2.54	6.08 6.08	1:14.96 (16./3.) 1:14.15 (13./2.)	+10,690 +10,690	<b>2:29.11 (13.)</b> 115,888	
3.	166	<b>ELIÁŠ Jan</b> PfeiferMotorsport	CZ 1989	Škoda Octavia E1-2000	2.97 2.79	7.03 6.65	1:28.43 (20./3.) 1:23.32 (23./3.)	2.68 2.62	6.39 6.35	1:19.80 (22./4.) 1:18.94 (22./3.)	+20,320 +9,630	<b>2:38.74 (18.)</b> 108,857	
4.	200	<b>ŠTĚPÁNEK Milan</b> Štěpa Racing Team	CZ 1952	BMW E36 1.8is E1-2000	3.06 6.85	7.86 6.85	1:41.38 (48./6.) 1:29.15 (40./5.)	2.83 2.78	7.16 6.93	1:28.74 (46./6.) 1:26.99 (39./4.)	+37,310 +16,990	<b>2:55.73 (36.)</b> 98,333	
	173	<b>ŘEHOŘ Petr</b> RT Servis Car	CZ 1979	Škoda Octavia E1-2000	2.66 2.71	6.59 6.65	1:33.21 (32./5.) 1:25.17 (30./4.)	2.97	7.19	1:21.55 (28./5.) - DNS -		- DNF -	
	177	<b>BACULIK Radim</b> RRauto Racing Team	CZ 1977	Škoda Fabia 1.9 TDi 4x4 E1-2000	1.97 2.09	5.18 5.73	1:16.42 (6./2.) - DNF -	1.89 1.91	5.10 5.08	1:09.78 (7./1.) - DNF -		- DNF -	
<b>CLASS E1+2000</b>													
1.	10	<b>ZEMAN Martin</b> KRTZ	CZ 1974	Mitsubishi EVO V E1+2000	2.10 2.02	5.02 4.73	1:11.38 (1./1.) 1:06.02 (2./1.)	1.89 2.18	4.53 4.99	1:02.27 (2./1.) 1:03.65 (2./1.)		<b>2:05.92 (2.)</b> 137,230	
2.	6	<b>ŠPALEK Jiří</b> KOMVET-EUROVRAK racing	CZ 1980	Mitsubishi Lancer WRC 05 E1+2000	2.13 4.83	4.83	- DNS - 1:09.76 (4./2.)	2.02 2.00	4.74 4.71	1:07.23 (4./2.) 1:08.13 (4./2.)	+9,440 +9,440	<b>2:15.36 (4.)</b> 127,660	
3.	125	<b>DOSEDĚL Dušan</b> DK-mont	CZ 1972	Subaru Impreza WRX STi E1+2000	2.27 2.09	5.27 4.81	1:20.03 (9./2.) 1:12.14 (8./3.)	2.00 1.95	4.83 4.64	1:09.57 (6./3.) 1:08.99 (7./3.)	+12,640 +3,200	<b>2:18.56 (7.)</b> 124,711	
4.	133	<b>KRETZ Michal</b> KLM Motorsport	CZ 1980	Škoda Fabia E1+2000	2.92 2.90	6.74 6.69	1:23.92 (14./3.) 1:20.04 (16./4.)	2.90 2.92	6.68 7.18	1:21.70 (30./4.) 1:22.61 (32./4.)	+38,390 +25,750	<b>2:44.31 (26.)</b> 105,167	
<b>CLASS S2</b>													

Rank	№	Driver Entrant	Country Bird	Car Class	Qualification			RACE				Diff. Prev.	TIME Speed (km/h)
					20 m	100 m	m	Time	20m	100m	m		
1.	315	<b>KOTTAN Mayor Adolf Junior</b> Mad Racing Power	AT 1993	KTM X-bow S2	2.06 1.91	5.15 4.92	1:20.14 (10./1.) 1:11.26 (6./1.)	2.26 2.04	5.25 4.98	1:11.50 (10./1.) 1:19.89 (24./2.)	-DNS-	<b>2:31.39 (14.)</b> 114,142	
2.	312	<b>ZWEIMUELLER Johnny</b> MAD Racing Power	AT 1980	KTM X-bow S2	2.51 1.93	6.43 5.69	1:28.76 (23./1.) 1:22.07 (21./2.)	2.00 1.96	5.12 5.32	1:22.03 (32./2.) 1:17.22 (15./1.)	+7,860 +7,860	<b>2:39.25 (19.)</b> 108,509	
1.	71	<b>RÝZEK Milan</b> KV Motorsport Team	SK 1985	Toyota buggy Orca 01 E2SH	2.30 2.23	5.95 5.85	1:35.33 (38./1.) 1:44.35 (51./1.)	2.25 2.24	5.87 5.82	1:45.09 (57./1.) 1:29.59 (44./1.)	-DNS-	<b>3:14.68 (45.)</b> 88,761	

#### CLASS HA1-1300

1.	491	<b>DOKOUPIL Roman</b> R9Team	CZ 1976	Škoda 130RS HA1-1300	2.16 2.14	5.76 5.76	1:22.18 (11./1.) 1:16.99 (14./1.)	2.15 2.12	5.68 5.69	1:14.38 (15./1.) 1:14.58 (14./1.)	-DNS-	<b>2:28.96 (12.)</b> 116,004
2.	400	<b>TEYSCHL Otakar</b>	CZ 1982	Morris Mini Britax-COOPER HA1-1300	2.81 2.67	6.73 6.43	1:29.27 (25./2.) 1:25.02 (28./2.)	2.69 2.69	6.46 6.43	1:24.65 (40./3.) 1:22.85 (34./2.)	+18,540 +18,540	<b>2:47.50 (30.)</b> 103,164
3.	468	<b>MESÁROŠ Ján</b> MEŠI	SK 1955	Škoda 120S HA1-1300	2.39 2.32	6.79 6.40	1:37.01 (40./5.) 1:28.96 (39./4.)	2.35 2.23	6.31 6.07	1:25.22 (42./4.) 1:23.79 (36./3.)	+20,050 +1,510	<b>2:49.01 (32.)</b> 102,242
4.	484	<b>ZELENÝ Milan</b> Historic Racing Club Jihlava	CZ 1984	Škoda 130 LR/A HA1-1300	2.83	7.22	1:34.22 (36./4.) - DNS -	2.30 2.24	6.15 6.10	1:20.57 (25./2.) 1:35.78 (50./6.)	+27,390 +7,340	<b>2:56.35 (38.)</b> 97,987
5.	441	<b>ŠVÁB Petr</b> HL Motorsport	CZ 1971	Škoda 120 HA1-1300	2.80 2.55	7.34 7.24	1:41.28 (47./6.) 1:37.02 (47./5.)	2.47 2.53	6.91 6.97	1:32.40 (49./5.) 1:32.92 (47./4.)	+36,360 +8,970	<b>3:05.32 (42.)</b> 93,244
6.	445	<b>ŠVÁB Kamil</b> HL Motorsport	CZ 1995	Škoda 120 HA1-1300	2.61 2.44	7.16 6.84	1:50.81 (55./1.) 1:38.10 (48./6.)	2.43 2.46	6.71 6.65	1:38.63 (53./7.) 1:33.81 (48./5.)	+43,480 +7,120	<b>3:12.44 (44.)</b> 89,794
7.	401	<b>ŽÁČEK Michal</b> Žáček	CZ 2000	Škoda 125 HA1-1300	2.87 2.75	7.71 7.33	2:00.99 (59./7.) 1:44.46 (52./7.)	2.62 3.02	7.16 7.63	1:40.91 (56./8.) 1:36.86 (51./7.)	+48,810 +5,330	<b>3:17.77 (46.)</b> 87,374
	411	<b>CHYTIL Ondřej</b> Martin Chytil	CZ 1991	Škoda 130 L HA1-1300	2.65 2.66	6.59 6.56	1:33.35 (33./3.) 1:27.01 (37./3.)	2.70 2.56	6.69 6.44	1:35.51 (52./6.) - DNF -	- DNF -	<b>- DNF -</b>

#### CLASS HA1-2000

1.	423	<b>SMUTNÝ Jiří</b> JS Racing	CZ 1974	Alfa Romeo Guilia GT HA1-2000	2.62 5.06	6.83 20.22	1:33.90 (35./1.) - DNF -	2.35 2.32	6.28 6.20	1:24.78 (41./1.) 1:21.59 (30./1.)	-DNS-	<b>2:46.37 (28.)</b> 103,865
2.	406	<b>CHYTIL Martin</b> Martin Chytil	CZ 1977	Škoda 120 S HA1-2000	2.54 2.60	7.19 7.04	1:44.01 (51./4.) 1:32.86 (45./2.)	2.49 2.44	6.75 6.62	1:26.72 (43./2.) 1:27.07 (40./2.)	+7,420 +7,420	<b>2:53.79 (34.)</b> 99,430
3.	409	<b>CHYTIL Jaroslav</b> Martin Chytil	CZ 1953	Škoda 110 R HA1-2000	2.59 2.51	6.85 6.60	1:38.46 (45./2.) 1:30.73 (42./1.)	2.39 2.42	6.38 6.38	1:28.56 (45./3.) 1:27.45 (41./3.)	+9,640 +2,220	<b>2:56.01 (37.)</b> 98,176
4.	407	<b>ŠIKUTA Jan</b>	CZ 1980	BMW E 30 318 is HA1-2000	3.05 2.58	7.58 6.83	1:39.03 (46./3.) 1:33.10 (46./3.)	2.71 2.55	7.12 6.83	1:32.68 (51./4.) 1:34.59 (49./4.)	+20,900 +11,260	<b>3:07.27 (43.)</b> 92,273

#### CLASS HA2

1.	414	<b>TYKAL Petr</b> SK Industrietechnik Modřice	CZ 1968	F-Easter MTX 1-03 HA2	2.24 2.04	5.97 6.33	1:32.05 (29./1.) 1:31.36 (44./1.)	2.07 2.12	6.25 6.24	1:19.82 (23./1.) 1:18.34 (20./1.)	-DNS-	<b>2:38.16 (17.)</b> 109,256
----	-----	--	------------	--------------------------	--------------	--------------	--------------------------------------	--------------	--------------	--------------------------------------	-------	---------------------------------

#### CLASS E2/C-1600

1.	2	<b>MLEJNEK Aleš</b> REC	CZ 1967	Gloria C8F E2/C-1600	2.08 2.01	5.06 4.82	1:12.01 (2./1.) 1:06.13 (3./1.)	2.03 1.98	4.81 4.77	1:04.27 (3./1.) 1:04.52 (3./1.)	-DNS-	<b>2:08.79 (3.)</b> 134,172
2.	88	<b>VÁCHAL Ondřej</b> Kocour Racing Team	CZ 1982	Formule Kart Yamaha 1000 E2/C-1600	1.77 1.80	4.57 4.59	1:18.75 (7./1.) 1:12.22 (9./2.)	1.77 1.75	4.45 4.43	1:09.45 (5./2.) 1:08.97 (6./2.)	+9,630 +9,630	<b>2:18.42 (6.)</b> 124,837
3.	77	<b>VÁCHAL Lukáš</b> Kocour Racing Team	CZ 1980	Formule Kart Yamaha 1000 E2/C-1600	2.07 1.77	5.07 4.45	1:27.48 (18./2.) 1:45.31 (53./4.)	1.78 1.84	4.50 4.54	1:10.60 (9./3.) 1:09.62 (8./3.)	+11,430 +1,800	<b>2:20.22 (8.)</b> 123,235
4.	40	<b>OSLADIL Jan</b> Autosport Osladil	CZ 1944	Formule Delta 2 E2/C-1600	2.09 2.08	5.48 5.44	1:28.99 (24./3.) 1:22.12 (22./3.)	2.15 2.07	5.58 5.38	1:20.79 (27./4.) 1:19.50 (23./4.)	+31,500 +20,070	<b>2:40.29 (20.)</b> 107,805

#### CLASS E2/C-2000

1.	11	<b>BUCHAR Jaroslav</b> BRC	CZ 1961	Formule Van Diemen E2/C-2000	2.27 2.03	5.77 5.28	1:28.75 (22./1.) 1:16.84 (13./1.)	1.90 1.96	5.02 5.13	1:12.88 (13./1.) 1:12.15 (10./1.)	-DNS-	<b>2:25.03 (10.)</b> 119,148
	26	<b>NIŽNANSKÝ Miroslav</b> NiM Pneuservis Racing Team	SK 1962	Opel Lotus E2/C-2000	2.34	5.97	1:38.00 (42./2.) - DNS -			- DNS - - DNS -	- DNF -	<b>- DNF -</b>



#### CLASS E2/C+2000

1.	1	<b>MADRIAN Ferdinand</b> Mad Racing Power	AT 1960	Norma M 20 F E2/C+2000	2.33 1.99	5.39 4.51	1:15.16 (5./1.) 1:00.95 (1./1.)	2.27 2.22	4.88 4.79	1:00.82 (1./1.) 1:00.77 (1./1.)	-DNS-	<b>2:01.59 (1.)</b> 142,117
----	---	--	------------	---------------------------	--------------	--------------	------------------------------------	--------------	--------------	------------------------------------	-------	--------------------------------

Rank	№	Driver Entrant	Country Bird	Car Class	Qualification			RACE			Diff. Prev.	TIME Speed (km/h)
					20 m	100 m	m	20m	100m	m		

Competition / Weather Information									
Qualification					RACE				
	Time	Weather	Temp. (°C)			Time	Weather	Temp. (°C)	
			Air	Road				Air	Road
1st Round	9:23: - 10:49	Cloudy	14	11	1st Round	13:28 - 14:58	Sunny	18	19
2nd Round	11:07 - 12:40	Semcloudy	17	16	2nd Round	15:16 - 16:53	Sunny	18	20
					3rd Round	-			

Statistics										
		Time			Speed (km/h)			Competitors / Nations		
		Min	Max	Avg.	Max	Min	Avg.	in start list	started	with results
Qualification	1st Round	1:11.380	2:05.370	1:33.124	121,042	68,916	92,779	63/3	60/3	60/3
	2nd Round	1:00.950	2:00.130	1:27.164	141,756	71,922	99,123	63/3	61/3	59/3
RACE	1st Round	1:00.820	1:59.040	1:23.542	142,059	72,581	103,421	63/3	61/3	61/3
	2nd Round	1:00.770	1:59.280	1:23.113	142,175	72,435	103,955	63/3	60/3	57/3
	3rd Round							63/3	0/3	0/0

Race Director	Sport Marshal IHA	Main Timekeeper
GÄNSDORFER Aleš (CZE)	 BARTL Miroslav (CZE)	 ŠABÍK Ľuboš (SVK)



# Maverick Rescue EuroCup 2012

## I. Memoriál Ámose Krejčího, 18.5.2013

**Brno - Pisárky, 17. - 19. 5. 2013**

Jury / Competition Management				Hill Data			
Chief of Competition	GÄNSDORFER Aleš (CZE)			Start Altitude	264 m		
Race Director	GÄNSDORFER Aleš (CZE)			Finish Altitude	388 m		
Vice chairman				Vertical Drop	124 m		
Sport Marshal IHA	BARTL Miroslav (CZE)			Course Length	2400 m		
Technical Marshal IHA	DANĚK Pavel (CZE)			Min course Width	7 m		
				Count of right-hand bend			
				Count of left-hand bend			
				Hill Record	: - DNS -		

Rank	No	Driver Entrant	Country Bird	Car Class	Qualification				RACE				Diff. Prev.	TIME Speed (km/h)
					20 m	100 m	m	Time	20m	100m	m	Time		
<b>GROUP Fiat 126</b>														
6.	1901	<b>VOLDECKÝ Pavel</b> ./.	CZ 1980	Škoda Felicia Předjezdci	2.84 2.83	5.97 7.82	1:43.49 (50./2.) 1:41.46 (49./2.)	2.81 2.85	7.74 7.77	1:39.22 (54./1.) 1:41.03 (52./1.)	<del>DNS</del>	+199,00 +190,00 n	<b>3:20.25 (47.)</b> 86,292	
7.	1903	<b>BRTNÍČEK Patrik</b> LB Trans Racing	CZ 2013	Škoda Felicia Předjezdci	2.95 3.10	5.97 8.25	1:46.87 (54./3.) 1:46.08 (54./3.)	2.84 2.90	7.91 8.08	1:40.17 (55./2.) 1:41.11 (53./2.)	<del>DNS</del>	+200,00 n +1,030	<b>3:21.28 (48.)</b> 85,851	
1954		<b>SEDLÁČEK Jiří</b> Motorsport Sedláček	CZ 1968	BMW SŠ 13 SŠ13 Předjezdci	2.39 2.38	5.97 5.43	1:12.01 (2./1.) 1:10.93 (5./1.)			- DNS - - DNS - <del>DNS</del>		<b>- DNF -</b>		
<b>GROUP S1</b>														
1.	337	<b>HOLÁN Ivo</b> Pivín	CZ 1975	Subaru Impreza Sti S1+2000	1.96 1.88	5.97 5.11	1:32.63 (31./1.) 1:13.81 (10./1.)	1.92 1.92	5.14 5.15	1:12.30 (12./1.) 1:12.73 (12./1.)	<del>DNS</del>		<b>2:25.03 (9.)</b> 119,148	
2.	389	<b>ZIMÁK Martin</b> KV Motor Sport a.s	CZ 1989	Citroen Saxo Vts S1-1600	2.69 2.53	5.97 6.11	1:22.26 (12./1.) 1:14.60 (11./1.)	2.47 2.35	6.06 5.95	1:13.24 (14./1.) 1:12.64 (11./1.)	<del>DNS</del>	+0,850 +0,850	<b>2:25.88 (11.)</b> 118,454	
3.	387	<b>ŠTĚPÁNEK Jan</b> TU Brno Racing	CZ 1989	Citroën Saxo S1-1600			- DNS - 1:26.31 (35./2.)	2.55 2.54	6.54 6.51	1:21.63 (29./2.) 1:19.92 (25./2.)	<del>DNS</del>	+16,520 +15,670	<b>2:41.55 (21.)</b> 106,964	
4.	362	<b>KAŠPAR Vilém</b> VPK Motors	CZ 1983	Škoda Fabia RS S1-2000	2.63 2.56	5.97 6.64	1:35.17 (37./1.) 1:24.78 (27./1.)	2.63 2.56	6.50 6.43	1:22.05 (33./1.) 1:21.35 (29./1.)	<del>DNS</del>	+18,370 +1,850	<b>2:43.40 (24.)</b> 105,753	
5.	363	<b>CAKL Filip</b> VPK Motors	CZ 1985	Škoda Fabia RS S1-2000	2.74 2.82	5.97 6.64	1:43.12 (49./1.) 1:26.69 (36./2.)	2.72 2.63	6.65 6.60	1:23.71 (38./2.) 1:23.22 (35./2.)	<del>DNS</del>	+21,900 +3,530	<b>2:46.93 (29.)</b> 103,516	
6.	399	<b>SYTAŘ Jakub</b> Firtl Motorsport	CZ 1998	Opel Corsa S1-1600	3.10 3.97	5.97 11.54	1:51.36 (56./1.) 1:52.75 (55./3.)	5.00 3.33	14.03 8.82	1:53.67 (60./3.) 1:41.76 (54./3.)	<del>DNS</del>	+70,400 +48,500	<b>3:35.43 (49.)</b> 80,212	
<b>GROUP S2</b>														
1.	315	<b>KOTTAN Mayor Adolf Junior</b> Mad Racing Power	AT 1993	KTM X-bow S2	2.06 1.91	5.97 4.92	1:20.14 (10./1.) 1:11.26 (6./1.)	2.26 2.04	5.25 4.98	1:11.50 (10./1.) 1:19.89 (24./2.)	<del>DNS</del>		<b>2:31.39 (14.)</b> 114,142	

Rank	№	Driver Entrant	Country Bird	Car Class	Qualification				RACE				Diff. Prev.	TIME Speed (km/h)
					20 m	100 m	m	Time	20m	100m	m	Time		
2.	312	<b>ZWEIMUELLER Johnny</b> MAD Racing Power	AT 1980	KTM X-bow S2	2.51 1.93	5.97 5.69	1:28.76 (23./1.) 1:22.07 (21./2.)	2.00 1.96	5.12 5.32	1:22.03 (32./2.) 1:17.22 (15./1.)	+7,860 +7,860	<b>2:39.25 (19.)</b> 108,509		
<b>GROUP HA1</b>														
1.	491	<b>DOKOUPIL Roman</b> R9Team	CZ 1976	Škoda 130RS HA1-1300	2.16 2.14	5.97 5.76	1:22.18 (11./1.) 1:16.99 (14./1.)	2.15 2.12	5.68 5.69	1:14.38 (15./1.) 1:14.58 (14./1.)	-	<b>2:28.96 (12.)</b> 116,004		
2.	423	<b>SMUTNÝ Jiří</b> JS Racing	CZ 1974	Alfa Romeo Giulia GT HA1-2000	2.62 5.06	5.97 20.22	1:33.90 (35./1.) - DNF -	2.35 2.32	6.28 6.20	1:24.78 (41./1.) 1:21.59 (30./1.)	+17,410 +17,410	<b>2:46.37 (28.)</b> 103,865		
3.	400	<b>TEYSCHL Otakar</b>	CZ 1982	Morris Mini Britax-COOPER HA1-1300	2.81 2.67	5.97 6.43	1:29.27 (25./2.) 1:25.02 (28./2.)	2.69 2.69	6.46 6.43	1:24.65 (40./3.) 1:22.85 (34./2.)	+18,540 +1,130	<b>2:47.50 (30.)</b> 103,164		
4.	468	<b>MESÁROŠ Ján</b> MEŠI	SK 1955	Škoda 120S HA1-1300	2.39 2.32	5.97 6.40	1:37.01 (40./5.) 1:28.96 (39./4.)	2.35 2.23	6.31 6.07	1:25.22 (42./4.) 1:23.79 (36./3.)	+20,050 +1,510	<b>2:49.01 (32.)</b> 102,242		
5.	406	<b>CHYTIL Martin</b> Martin Chytil	CZ 1977	Škoda 120 S HA1-2000	2.54 2.60	5.97 7.04	1:44.01 (51./4.) 1:32.86 (45./2.)	2.49 2.44	6.75 6.62	1:26.72 (43./2.) 1:27.07 (40./2.)	+24,830 +4,780	<b>2:53.79 (34.)</b> 99,430		
6.	409	<b>CHYTIL Jaroslav</b> Martin Chytil	CZ 1953	Škoda 110 R HA1-2000	2.59 2.51	5.97 6.60	1:38.46 (45./2.) 1:30.73 (42./1.)	2.39 2.42	6.38 6.38	1:28.56 (45./3.) 1:27.45 (41./3.)	+27,050 +2,220	<b>2:56.01 (37.)</b> 98,176		
7.	484	<b>ZELENÝ Milan</b> Historic Racing Club Jihlava	CZ 1984	Škoda 130 LR/A HA1-1300	2.83	5.97	1:34.22 (36./4.) - DNS -	2.30 2.24	6.15 6.10	1:20.57 (25./2.) 1:35.78 (50./6.)	+27,390 +0,340	<b>2:56.35 (38.)</b> 97,987		
8.	441	<b>ŠVÁB Petr</b> HL Motorsport	CZ 1971	Škoda 120 HA1-1300	2.80 2.55	5.97 7.24	1:41.28 (47./6.) 1:37.02 (47./5.)	2.47 2.53	6.91 6.97	1:32.40 (49./5.) 1:32.92 (47./4.)	+36,360 +8,970	<b>3:05.32 (42.)</b> 93,244		
9.	407	<b>ŠIKUTA Jan</b>	CZ 1980	BMW E 30 318 is HA1-2000	3.05 2.58	5.97 6.83	1:39.03 (46./3.) 1:33.10 (46./3.)	2.71 2.55	7.12 6.83	1:32.68 (51./4.) 1:34.59 (49./4.)	+38,310 +1,950	<b>3:07.27 (43.)</b> 92,273		
10.	445	<b>ŠVÁB Kamil</b> HL Motorsport	CZ 1995	Škoda 120 HA1-1300	2.61 2.44	5.97 6.84	1:50.81 (55./1.) 1:38.10 (48./6.)	2.43 2.46	6.71 6.65	1:38.63 (53./7.) 1:33.81 (48./5.)	+43,480 +5,170	<b>3:12.44 (44.)</b> 89,794		
11.	401	<b>ŽÁČEK Michal</b> Žáček	CZ 2000	Škoda 125 HA1-1300	2.87 2.75	5.97 7.33	2:00.99 (59./7.) 1:44.46 (52./7.)	2.62 3.02	7.16 7.63	1:40.91 (56./8.) 1:36.86 (51./7.)	+48,810 +5,330	<b>3:17.77 (46.)</b> 87,374		
	411	<b>CHYTIL Ondřej</b> Martin Chytil	CZ 1991	Škoda 130 L HA1-1300	2.65 2.66	5.97 6.56	1:33.35 (33./3.) 1:27.01 (37./3.)	2.70 2.56	6.69 6.44	1:35.51 (52./6.) - DNF - - DNS -		- DNF -		
<b>GROUP HA2</b>														
1.	414	<b>TYKAL Petr</b> SK Industrietechnik Modřice	CZ 1968	F-Easter MTX 1-03 HA2	2.24 2.04	5.97 6.33	1:32.05 (29./1.) 1:31.36 (44./1.)	2.07 2.12	6.25 6.24	1:19.82 (23./1.) 1:18.34 (20./1.)		<b>2:38.16 (17.)</b> 109,256		
<b>GROUP E1</b>														
1.	10	<b>ZEMAN Martin</b> KRTZ	CZ 1974	Mitsubishi EVO V E1+2000	2.10 2.02	5.97 4.73	1:11.38 (1./1.) 1:06.02 (2./1.)	1.89 2.18	4.53 4.99	1:02.27 (2./1.) 1:03.65 (2./1.)		<b>2:05.92 (2.)</b> 137,230		
2.	6	<b>ŠPALEK Jiří</b> KOMVET-EUROVRÁK racing	CZ 1980	Mitsubishi Lancer WRC 05 E1+2000	2.13	5.97 4.83	- DNS - 1:09.76 (4./2.)	2.02 2.00	4.74 4.71	1:07.23 (4./2.) 1:08.13 (4./2.)	+9,440 +9,440	<b>2:15.36 (4.)</b> 127,660		
3.	198	<b>FIBICH Václav</b> Fibich Václav přeprava osob	CZ 1983	Opel Corsa E1-2000	2.52 2.51	5.97 5.77	1:14.70 (4./1.) 1:12.13 (7./1.)	2.47 2.40	5.72 5.70	1:09.84 (8./2.) 1:08.58 (5./1.)	+12,500 +3,060	<b>2:18.42 (5.)</b> 124,837		
4.	125	<b>DOSEĐEL Dušan</b> DK-mont	CZ 1972	Subaru Impreza WRX STi E1+2000	2.27 2.09	5.97 4.81	1:20.03 (9./2.) 1:12.14 (8./3.)	2.00 1.95	4.83 4.64	1:09.57 (6./3.) 1:08.99 (7./3.)	+12,640 +0,140	<b>2:18.56 (7.)</b> 124,711		
5.	199	<b>FIRTL ML. Stanislav</b> Firtl Motorsport	CZ 1991	Škoda Octavia TDi E1-2000	2.64 2.60	5.97 6.19	1:28.53 (21./4.) 1:18.31 (15./2.)	2.58 2.54	6.08 6.08	1:14.96 (16./3.) 1:14.15 (13./2.)	+23,190 +10,550	<b>2:29.11 (13.)</b> 115,888		
6.	241	<b>ŠRAHŮLEK Petr</b> REC	CZ 1973	Škoda 130RS Evo1 E1-1400	2.63	5.97 6.14	1:33.41 (34./4.) 1:20.99 (20./2.)	2.38 2.32	5.96 6.00	1:17.95 (19./1.) 1:17.60 (19./2.)	+29,630 +6,440	<b>2:35.55 (15.)</b> 111,090		
7.	102	<b>VLAŠANÝ Radek</b> Autoservis Neduchal	CZ 1981	Škoda Favorit Pick-Up E1-1400	2.83 2.78	5.97 6.56	1:28.34 (19./1.) 1:20.56 (18./1.)	2.46 2.43	6.02 5.76	1:18.65 (20./2.) 1:17.53 (17./1.)	+30,260 +0,630	<b>2:36.18 (16.)</b> 110,642		
8.	166	<b>ELIÁŠ Jan</b> Pfeifermotorsport	CZ 1989	Škoda Octavia E1-2000	2.97 2.79	5.97 6.65	1:28.43 (20./3.) 1:23.32 (23./3.)	2.68 2.62	6.39 6.35	1:19.80 (22./4.) 1:18.94 (22./3.)	+32,820 +2,560	<b>2:38.74 (18.)</b> 108,857		
9.	210	<b>HRUBÝ Milan</b> ScuderiaMotorsport	CZ 1988	Škoda FR16 E1-1600	2.78	5.97 6.41	1:32.11 (30./2.) 1:24.71 (26./2.)	2.39 2.41	6.10 6.08	1:22.13 (34./2.) 1:21.06 (27./2.)	+37,270 +4,450	<b>2:43.19 (22.)</b> 105,889		
10.	111	<b>STEJSKAL Bronislav</b> Jovimer Motorsport	CZ 1977	Škoda Felicia RRC E1-1400	2.67	5.97 6.50	1:30.61 (27./3.) 1:25.06 (29./3.)	2.55 2.56	6.33 6.28	1:21.95 (31./3.) 1:21.32 (28./3.)	+37,350 +0,080	<b>2:43.27 (23.)</b> 105,837		
11.	121	<b>CICÁK Viliam</b> Podlužany	SK 1955	Citroën Saxo E1-1600	2.53 2.36	5.97 5.92	1:46.49 (53./5.) 1:24.69 (25./1.)	2.42 2.41	6.06 5.96	1:23.09 (36./3.) 1:20.91 (26./1.)	+38,080 +0,730	<b>2:44.00 (25.)</b> 105,366		

Rank	№	Driver Entrant	Country Bird	Car Class	Qualification			RACE				Diff. Prev.	TIME Speed (km/h)
					20 m	100 m	m	Time	20m	100m	m		
12.	133	<b>KRETZ Michal</b> KLM Motorsport	CZ 1980	Škoda Fabia E1+2000	2.92 2.90	5.97 6.69	1:23.92 (14./3.) 1:20.04 (16./4.)	2.90 2.92	6.68 7.18	1:21.70 (30./4.) 1:22.61 (32./4.)	+38,390 +0,310	<b>2:44.31 (26.)</b> 105,167	
13.	113	<b>MALEŇÁK Dušan</b> AMK Masarykův okruh	CZ 1977	Škoda 130 LR/H E1-1400	2.35 2.27	5.97 6.12	1:29.63 (26./2.) 1:25.85 (34./4.)	2.18 2.27	6.04 6.18	1:22.97 (35./4.) 1:21.88 (31./4.)	+38,930 +0,540	<b>2:44.85 (27.)</b> 104,823	
14.	206	<b>SEDLÁČEK Vlastimil</b> Jupi Team	SK 1956	Honda Civic E1-1600	2.84 2.57	5.97 6.44	1:31.86 (28./1.) 1:25.22 (32./3.)	2.69 2.72	6.41 6.50	1:20.19 (24./1.) 1:28.31 (43./4.)	+42,580 +3,650	<b>2:48.50 (31.)</b> 102,552	
15.	225	<b>ČADEK Luboš</b> Autopřívěsy Čadek	CZ 1957	Škoda Felicia Pick up E1-1600	2.79 2.63	5.97 6.40	1:36.19 (39./3.) 1:27.95 (38./4.)	2.50 2.63	6.33 6.43	1:24.48 (39./4.) 1:24.59 (37./3.)	+43,150 +0,570	<b>2:49.07 (33.)</b> 102,206	
16.	218	<b>KOPIŠTĚ Jaroslav</b> Hobby Racing Team Kutná Hora	CZ 1974	Škoda 120 S E1-1400	3.08 2.53	5.97 6.56	1:38.11 (43./5.) 1:29.77 (41./5.)	2.37 2.37	6.30 6.27	1:27.52 (44./5.) 1:26.42 (38./5.)	+48,020 +4,870	<b>2:53.94 (35.)</b> 99,345	
17.	200	<b>ŠTĚPÁNEK Milan</b> Štěpa Racing Team	CZ 1952	BMW E36 1.8is E1-2000	3.06 2.78	5.97 6.85	1:41.38 (48./6.) 1:29.15 (40./5.)	2.83 2.78	7.16 6.93	1:28.74 (46./6.) 1:26.99 (39./4.)	+49,810 +1,790	<b>2:55.73 (36.)</b> 98,333	
18.	252	<b>CHOVANEK Pavel</b> LBT racing	CZ 1977	Ford Fiesta E1-1400	2.70 2.60	5.97 6.72	1:38.40 (44./6.) 1:30.95 (43./6.)	2.57 2.61	6.87 6.78	1:28.79 (47./6.) 1:27.63 (42./6.)	+50,500 +0,690	<b>2:56.42 (39.)</b> 97,948	
19.	201	<b>ZOUFALÝ Karel</b> Autocross Team K&M	CZ 1954	Škoda Felicia E1-1400	3.15 2.98	5.97 7.00	1:45.00 (52./7.) 1:43.28 (50./7.)	2.89 2.91	6.87 6.91	1:30.38 (48./7.) 1:30.32 (45./7.)	+54,780 +4,280	<b>3:00.70 (40.)</b> 95,628	
20.	202	<b>ZOUFALÁ Martina</b> Autocross Team K&M	CZ 1989	Škoda Felicia E1-1600	2.87 2.70	5.97 6.59	1:37.57 (41./4.) 1:58.18 (58./5.)	2.62 2.72	6.47 6.59	1:32.60 (50./5.) 1:31.17 (46./5.)	+57,850 +3,070	<b>3:03.77 (41.)</b> 94,031	
21.	126	<b>LANDL Tibor</b> HM motorsport	CZ 1958	Fiat 126 E1-1150	3.11 2.80	5.97 7.94	1:59.72 (57./1.) 1:55.61 (56./1.)	2.93 2.84	8.07 7.97	1:49.85 (58./1.) 1:50.09 (55./1.)	+94,020 +36,170	<b>3:39.94 (50.)</b> 78,567	
22.	132	<b>MARČÁK Pavel</b> HM Motorsport	CZ 1982	Fiat 126 E1-1150	2.92 2.84	5.97 8.40	2:00.92 (58./2.) 1:57.67 (57./2.)	2.75 2.84	8.13	1:53.60 (59./2.) 1:54.18 (56./2.)	+101,000 +7,840	<b>3:47.78 (51.)</b> 75,863	
23.	127	<b>HRDLIČKA Ondřej</b> HM Motorsport	CZ 1988	Fiat 126 E1-1150	2.98 3.07	5.97 8.90	2:05.37 (60./3.) 2:00.13 (59./3.)	3.12 3.47	9.25	1:59.04 (61./3.) 1:59.28 (57./3.)	+112,400 +10,540	<b>3:58.32 (52.)</b> 72,508	
	177	<b>BACULIK Radim</b> RRauto Racing Team	CZ 1977	Škoda Fabia 1.9 TDi 4x4 E1-2000	1.97 2.09	5.97 5.73	1:16.42 (6./2.) - DNF -	1.89 1.91	5.10 5.08	1:09.78 (7./1.) - DNF -		- DNF -	
	173	<b>ŘEHOŘ Petr</b> RT Servis Car	CZ 1979	Škoda Octavia E1-2000	2.66 2.71	5.97 6.65	1:33.21 (32./5.) 1:25.17 (30./4.)	2.97	7.19	1:21.55 (28./5.) - DNS -		- DNF -	

#### GROUP E2/C

1.	1	<b>MADRIAN Ferdinand</b> Mad Racing Power	AT 1960	Norma M 20 F E2/C+2000	2.33 1.99	5.97 4.51	1:15.16 (5./1.) 1:00.95 (1./1.)	2.27 2.22	4.88 4.79	1:00.82 (1./1.) 1:00.77 (1./1.)		<b>2:01.59 (1.)</b> 142,117
2.	2	<b>MLEJNEK Aleš</b> REC	CZ 1967	Gloria C8F E2/C-1600	2.08 2.01	5.97 4.82	1:12.01 (2./1.) 1:06.13 (3./1.)	2.03 1.98	4.81 4.77	1:04.27 (3./1.) 1:04.52 (3./1.)	+7,200 +7,200	<b>2:08.79 (3.)</b> 134,172
3.	88	<b>VÁCHAL Ondřej</b> Kocour Racing Team	CZ 1982	Formule Kart Yamaha 1000 E2/C-1600	1.77 1.80	5.97 4.59	1:18.75 (7./1.) 1:12.22 (9./2.)	1.77 1.75	4.45 4.43	1:09.45 (5./2.) 1:08.97 (6./2.)	+16,830 +9,630	<b>2:18.42 (6.)</b> 124,837
4.	77	<b>VÁCHAL Lukáš</b> Kocour Racing Team	CZ 1980	Formule Kart Yamaha 1000 E2/C-1600	2.07 1.77	5.97 4.45	1:27.48 (18./2.) 1:45.31 (53./4.)	1.78 1.84	4.50 4.54	1:10.60 (9./3.) 1:09.62 (8./3.)	+18,630 +1,800	<b>2:20.22 (8.)</b> 123,235
5.	11	<b>BUCHAR Jaroslav</b> BRC	CZ 1961	Formule Van Diemen E2/C-2000	2.27 2.03	5.97 5.28	1:28.75 (22./1.) 1:16.84 (13./1.)	1.90 1.96	5.02 5.13	1:12.88 (13./1.) 1:12.15 (10./1.)	+23,440 +4,810	<b>2:25.03 (10.)</b> 119,148
6.	40	<b>OSLADIL Jan</b> Autosport Osladil	CZ 1944	Formule Delta 2 E2/C-1600	2.09 2.08	5.97 5.44	1:28.99 (24./3.) 1:22.12 (22./3.)	2.15 2.07	5.58 5.38	1:20.79 (27./4.) 1:19.50 (23./4.)	+38,700 +15,260	<b>2:40.29 (20.)</b> 107,805
	26	<b>NIŽNANSKÝ Miroslav</b> NiM Pneuservis Racing Team	SK 1962	Opel Lotus E2/C-2000	2.34	5.97	1:38.00 (42./2.) - DNS -			- DNS - - DNS -		- DNF -



#### GROUP E2-SH

1.	71	<b>RÝZEK Milan</b> KV Motorsport Team	SK 1985	Toyota buggy Orca 01 E2SH	2.30 2.23	5.97 5.85	1:35.33 (38./1.) 1:44.35 (51./1.)	2.25 2.24	5.87 5.82	1:45.09 (57./1.) 1:29.59 (44./1.)		<b>3:14.68 (45.)</b> 88,761
----	----	--	------------	------------------------------	--------------	--------------	--------------------------------------	--------------	--------------	--------------------------------------	--	--------------------------------

Rank	№	Driver Entrant	Country Bird	Car Class	Qualification			RACE			Diff. Prev.	TIME Speed (km/h)
					20 m	100 m	m	Time	20m	100m		

Competition / Weather Information									
Qualification					RACE				
	Time	Weather	Temp. (°C)			Time	Weather	Temp. (°C)	
			Air	Road				Air	Road
1st Round	9:23: - 10:49	Cloudy	14	11	1st Round	13:28 - 14:58	Sunny	18	19
2nd Round	11:07 - 12:40	Semcloudy	17	16	2nd Round	15:16 - 16:53	Sunny	18	20
					3rd Round	-			

Statistics										
		Time			Speed (km/h)			Competitors / Nations		
		Min	Max	Avg.	Max	Min	Avg.	in start list	started	with results
Qualification	1st Round	1:11.380	2:05.370	1:33.124	121,042	68,916	92,779	63/3	60/3	60/3
	2nd Round	1:00.950	2:00.130	1:27.164	141,756	71,922	99,123	63/3	61/3	59/3
RACE	1st Round	1:00.820	1:59.040	1:23.542	142,059	72,581	103,421	63/3	61/3	61/3
	2nd Round	1:00.770	1:59.280	1:23.113	142,175	72,435	103,955	63/3	60/3	57/3
	3rd Round							63/3	0/3	0/0

Race Director  GÄNSDORFER Aleš (CZE)	Sport Marshal IHA  BARTL Miroslav (CZE)	Main Timekeeper  ŠABÍK Luboš (SVK)
--	--	---

# Maverick Rescue EuroCup 2012

## I. Memoriál Ámose Krejčího, 18.5.2013

**Brno - Pisárky, 17. - 19. 5. 2013**



### Lady Trophy

Jury / Competition Management				Hill Data			
Chief of Competition	GÄNSDORFER Aleš (CZE)	Start Altitude	264 m				
Race Director	GÄNSDORFER Aleš (CZE)	Finish Altitude	388 m				
Vice chairman		Vertical Drop	124 m				
Sport Marshal IHA	BARTL Miroslav (CZE)	Course Length	2400 m				
Technical Marshal IHA	DANĚK Pavel (CZE)	Min course Width	7 m				
		Count of right-hand bend					
		Count of left-hand bend					
		Hill Record	: - DNS -				

Rank	No	Driver Entrant	Country Bird	Car Class	Qualification		RACE				Diff. Prev.	TIME Speed (km/h)
					20 m	100 m	m	Time	20m	100m		
1.	202	ZOUFALÁ Martina Autocross Team K&M	CZ 1989	Škoda Felicia E1-1600	2.87 2.70	6.95 6.59	1:37.57 (41./4.) 1:58.18 (58./5.)	2.62 2.72	6.47 6.59	1:32.60 (50./5.) 1:31.17 (46./5.)		<b>3:03.77 (5.)</b> 94,031
										<del>-DNS-</del>		

Competition / Weather Information									
Qualification					RACE				
	Time	Weather	Temp. (°C)			Time	Weather	Temp. (°C)	
			Air	Road				Air	Road
1st Round	9:23 - 10:49	Cloudy	14	11	1st Round	13:28 - 14:58	Sunny	18	19
2nd Round	11:07 - 12:40	Semicyludy	17	16	2nd Round	15:16 - 16:53	Sunny	18	20
					3rd Round	-			

Statistics										
		Time			Speed (km/h)			Competitors / Nations		
		Min	Max	Avg.	Max	Min	Avg.	in start list	started	with results
Qualification	1st Round	1:11.380	2:05.370	1:33.124	121,042	68,916	92,779	63/3	60/3	60/3
	2nd Round	1:00.950	2:00.130	1:27.164	141,756	71,922	99,123	63/3	61/3	59/3
RACE	1st Round	1:00.820	1:59.040	1:23.542	142,059	72,581	103,421	63/3	61/3	61/3
	2nd Round	1:00.770	1:59.280	1:23.113	142,175	72,435	103,955	63/3	60/3	57/3
	3rd Round							63/3	0/3	0/0

Race Director  GÄNSDORFER Aleš (CZE)	Sport Marshal IHA  BARTL Miroslav (CZE)	Main Timekeeper  ŠABÍK L'uboš (SVK)
--	--	--

# Maverick Rescue EuroCup 2012

## I. Memoriál Ámose Krejčího, 18.5.2013

**Brno - Pisárky, 17. - 19. 5. 2013**

### Junior Trophy



Jury / Competition Management				Hill Data			
Chief of Competition	GÄNSDORFER Aleš (CZE)			Start Altitude	264 m		
Race Director	GÄNSDORFER Aleš (CZE)			Finish Altitude	388 m		
Vice chairman				Vertical Drop	124 m		
Sport Marshal IHA	BARTL Miroslav (CZE)			Course Length	2400 m		
Technical Marshal IHA	DANĚK Pavel (CZE)			Min course Width	7 m		
				Count of right-hand bend			
				Count of left-hand bend			
				Hill Record	: - DNS -		

Rank	No	Driver Entrant	Country Bird	Car Class	Qualification			RACE				Diff. Prev.	TIME Speed (km/h)
					20 m	100 m	m	Time	20m	100m	m		
1.	199	<b>FIRTL ML. Stanislav</b> Firtl Motorsport	CZ 1991	Škoda Octavia TDi E1-2000	2.64 2.60	6.43 6.19	1:28.53 (21./4.) 1:18.31 (15./2.)	2.58 2.54	6.08 6.08	1:14.96 (16./3.) 1:14.15 (13./2.)		<b>2:29.11 (2.)</b> 115,888	
2.	445	<b>ŠVÁB Kamil</b> HL Motorsport	CZ 1995	Škoda 120 HA1-1300	2.61 2.44	7.16 6.84	1:50.81 (55./) 1:38.10 (48./6.)	2.43 2.46	6.71 6.65	1:38.63 (53./7.) 1:33.81 (48./5.)	+43,330 +43,330	<b>3:12.44 (6.)</b> 89,794	
3.	401	<b>ŽÁČEK Michal</b> Žáček	CZ 2000	Škoda 125 HA1-1300	2.87 2.75	7.71 7.33	2:00.99 (59./7.) 1:44.46 (52./7.)	2.62 3.02	7.16 7.63	1:40.91 (56./8.) 1:36.86 (51./7.)	+48,660 +5,330	<b>3:17.77 (7.)</b> 87,374	
4.	399	<b>SYTAŘ Jakub</b> Firtl Motorsport	CZ 1998	Opel Corsa S1-1600	3.10 3.97	8.10 11.54	1:51.36 (56./) 1:52.75 (55./3.)	5.00 3.33	14.03 8.82	1:53.67 (60./3.) 1:41.76 (54./3.)	+66,320 +17,660	<b>3:35.43 (3.)</b> 80,212	
	411	<b>CHYTIL Ondřej</b> Martin Chytil	CZ 1991	Škoda 130 L HA1-1300	2.65 2.66	6.59 6.56	1:33.35 (33./3.) 1:27.01 (37./3.)	2.70 2.56	6.69 6.44	1:35.51 (52./6.) - DNF - - DNS -		<b>- DNF -</b>	

Rank	№	Driver Entrant	Country Bird	Car Class	Qualification			RACE			Diff. Prev.	TIME Speed (km/h)
					20 m	100 m	m	20m	100m	m		

Competition / Weather Information									
Qualification					RACE				
	Time	Weather	Temp. (°C)			Time	Weather	Temp. (°C)	
			Air	Road				Air	Road
1st Round	9:23: - 10:49	Cloudy	14	11	1st Round	13:28 - 14:58	Sunny	18	19
2nd Round	11:07 - 12:40	Semcloudy	17	16	2nd Round	15:16 - 16:53	Sunny	18	20
					3rd Round	-			

Statistics										
		Time			Speed (km/h)			Competitors / Nations		
		Min	Max	Avg.	Max	Min	Avg.	in start list	started	with results
Qualification	1st Round	1:11.380	2:05.370	1:33.124	121,042	68,916	92,779	63/3	60/3	60/3
	2nd Round	1:00.950	2:00.130	1:27.164	141,756	71,922	99,123	63/3	61/3	59/3
RACE	1st Round	1:00.820	1:59.040	1:23.542	142,059	72,581	103,421	63/3	61/3	61/3
	2nd Round	1:00.770	1:59.280	1:23.113	142,175	72,435	103,955	63/3	60/3	57/3
	3rd Round							63/3	0/3	0/0

Race Director  GÄNSDORFER Aleš (CZE)	Sport Marshal IHA  BARTL Miroslav (CZE)	Main Timekeeper  ŠABÍK Luboš (SVK)
--	--	---