

Maverick Rescue EuroCup 2012

I. Memoriál Ámose Krejčího, 19.5.2013

Brno - Pisárky, 17. - 19. 5. 2013

Absolute Results

Jury / Competition Management				Hill Data			
Chief of Competition	GÄNSDORFER Aleš (CZE)			Start Altitude	264 m		
Race Director	GÄNSDORFER Aleš (CZE)			Finish Altitude	388 m		
Vice chairman				Vertical Drop	124 m		
Sport Marshal IHA	BARTL Miroslav (CZE)			Course Length	2400 m		
Technical Marshal IHA	DANĚK Pavel (CZE)			Min course Width	7 m		
				Count of right-hand bend			
				Count of left-hand bend			
				Hill Record	: - DNS -		



Rank	No	Driver Entrant	Country Bird	Car Class	Qualification			RACE				Diff. Prev. Speed (km/h)	TIME	
					20 m	100 m	m	Time	20m	100m	m			Time
1.	2	MLEJNEK Aleš REC	CZ	Gloria C8F E2/C-1600	1.94	4.73	- DNS -	1:04.60 (1./1.)	1.87	4.70	1:03.77 (1./1.)		2:07.38 (1.)	135,657
			1967						1.92	4.71	1:03.61 (1./1.)		Δ 0,160 (7.)	
											-DNS-			
2.	77	VÁCHAL Lukáš Kocour Racing Team	CZ	Formule Kart Yamaha 1000 E2/C-1600	1.73	4.41	1:10.79 (2./1.)	1:09.30 (2./2.)	1.69	4.35	1:08.10 (3./2.)	+7,960	2:15.34 (2.)	127,678
			1980						1.73	4.40	1:07.24 (2./2.)	+7,960	Δ 0,860 (26.)	
											-DNS-			
3.	198	FIBICH Václav Fibich Václav přeprava osob	CZ	Opel Corsa E1-2000	2.51	5.76	1:08.95 (1./1.)	- DNS -	2.36	5.61	1:08.08 (2./1.)	+9,740	2:17.12 (1.)	126,021
			1983						2.46	5.79	1:09.04 (3./1.)	+1,780	Δ 0,960 (28.)	
											-DNS-			
4.	125	DOSEDĚL Dušan DK-mont	CZ	Subaru Impreza WRX STi E1+2000	2.13	4.96	2:43.80 (39./2.)	1:13.88 (9./1.)	1.98		1:09.81 (6./1.)	+11,570	2:18.95 (1.)	124,361
			1972						2.02	4.80	1:09.14 (4./1.)	+1,830	Δ 0,670 (23.)	
											-DNS-			
5.	88	VÁCHAL Ondřej Kocour Racing Team	CZ	Formule Kart Yamaha 1000 E2/C-1600	1.71	4.39	- DNS -	1:10.29 (3./3.)	1.63	4.26	1:09.70 (5./3.)	+11,600	2:18.98 (3.)	124,334
			1982						1.64	4.28	1:09.28 (5./3.)	+0,030	Δ 0,420 (17.)	
											-DNS-			
6.	337	HOLÁN Ivo Pivín	CZ	Subaru Impreza Sti S1+2000	1.94	5.18	1:12.77 (5./1.)	1:11.60 (5./1.)	1.85	5.09	1:10.62 (7./1.)	+13,240	2:20.62 (1.)	122,884
			1975						1.82	5.07	1:10.00 (6./1.)	+1,640	Δ 0,620 (21.)	
											-DNS-			
7.	11	BUCHAR Jaroslav BRC	CZ	Formule Van Diemen E2/C-2000	1.92	5.16	1:14.42 (6./1.)	1:12.36 (6./1.)	1.88	5.05	1:11.36 (8./1.)	+15,070	2:22.45 (1.)	121,306
			1961						1.84	4.99	1:11.09 (8./1.)	+1,830	Δ 0,270 (13.)	
											-DNS-			
8.	199	FIRTL ML. Stanislav Firtl Motorsport	CZ	Škoda Octavia TDi E1-2000	2.56	6.15	1:14.76 (7./2.)	1:12.82 (7./1.)	2.37	5.77	1:12.41 (10./2.)	+17,830	2:25.21 (2.)	119,000
			1991						2.49	6.05	1:12.80 (9./2.)	+2,760	Δ 0,390 (15.)	
											-DNS-			
9.	389	ZIMÁK Martin KV Motor Sport a.s	CZ	Citroen Saxo Vts S1-1600	2.40	6.04	- DNS -	1:13.01 (8./1.)	2.39	6.03	1:12.06 (9./1.)	+18,060	2:25.44 (1.)	118,812
			1989						2.35	6.01	1:13.38 (10./1.)	+0,230	Δ 1,320 (36.)	
											-DNS-			
10.	173	ŘEHOŘ Petr RT Servis Car	CZ	Škoda Octavia E1-2000	2.77	6.74	- DNS -	1:21.13 (15./3.)	2.68	6.57	1:15.16 (12./4.)	+23,350	2:30.73 (3.)	114,642
			1979						2.67	6.55	1:15.57 (11./3.)	+5,290	Δ 0,410 (16.)	
											-DNS-			
11.	166	ELIÁŠ Jan Pfeifermotorsport	CZ	Škoda Octavia E1-2000	2.65	6.47	1:20.52 (11./3.)	1:14.99 (10./2.)	2.47	6.17	1:14.28 (11./3.)	+23,930	2:31.31 (4.)	114,203
			1989						2.50	6.20	1:17.03 (14./4.)	+0,580	Δ 2,750 (37.)	
											-DNS-			
12.	102	VLAŠANÝ Radek Autoservis Neduchal	CZ	Škoda Favorit Pick-Up E1-1400	2.34	5.81	1:18.68 (8./1.)	1:16.39 (11./1.)	2.26	5.63	1:16.20 (14./1.)	+24,850	2:32.23 (1.)	113,512
			1981						2.25	5.63	1:16.03 (12./1.)	+0,920	Δ 0,170 (9.)	
											-DNS-			

Rank	No	Driver Entrant	Country Bird	Car Class	Qualification			RACE				Diff. Prev.	TIME Speed (km/h)
					20 m	100 m	m	Time	20m	100m	m		
13.	491	DOKOUPIL Roman R9Team	CZ 1976	Škoda 130RS HA1-1300	2.14 5.96		1:20.43 (9./1.) - DNS -	2.19 2.12	5.87 5.79	1:15.94 (13./1.) 1:17.00 (13./1.)	+25,560 +0,710	2:32.94 (1.) 112,985 Δ 1,060 (31.)	
14.	387	ŠTĚPÁNEK Jan TU Brno Racing	CZ 1989	Citroën Saxo S1-1600	2.44 2.55	6.42 6.54	1:20.47 (10./1.) 1:19.12 (12./2.)	2.49 2.52	6.40 6.44	1:17.45 (15./2.) 1:17.24 (15./2.)	+27,310 +1,750	2:34.69 (2.) 111,707 Δ 0,210 (11.)	
15.	133	KRETZ Michal KLM Motorsport	CZ 1980	Škoda Fabia E1+2000	2.84 2.78	6.72 7.01	1:23.14 (15./1.) 1:23.76 (19./2.)	2.77 2.74	7.11 7.31	1:18.17 (16./2.) 1:18.63 (16./2.)	+29,420 +2,110	2:36.80 (2.) 110,204 Δ 0,460 (18.)	
16.	362	KAŠPAR Vilém VPK Motors	CZ 1983	Škoda Fabia RS S1-2000	2.65 2.56	6.60 6.59	1:21.56 (13./1.) 1:21.09 (14./2.)	2.62 2.57	6.55 6.45	1:19.10 (17./1.) 1:19.19 (17./1.)	+30,910 +1,490	2:38.29 (1.) 109,167 Δ 0,090 (4.)	
17.	121	CICÁK Viliam Podlužany	SK 1955	Citroën Saxo E1-1600	2.40 2.36	6.10 5.89	1:23.43 (16./1.) 1:21.67 (16./1.)	2.39 2.43	5.82 5.94	1:19.89 (18./1.) 1:19.85 (18./1.)	+32,360 +1,450	2:39.74 (1.) 108,176 Δ 0,040 (1.)	
18.	117	ZELENÝ Milan Historic Racing Club Jihlava	CZ 1984	Škoda 130 LR/H E1-1400			- DNS - 1:24.16 (20./2.)	2.16 2.13	6.58 6.05	1:20.79 (19./2.) 1:20.68 (19./2.)	+34,090 +1,730	2:41.47 (2.) 107,017 Δ 0,110 (5.)	
19.	113	MALEŇÁK Dušan AMK Masarykův okruh	CZ 1977	Škoda 130 LR/H E1-1400	2.21 2.33	6.18 6.43	2:13.34 (38./5.) 1:25.16 (21./3.)	2.17 2.18	6.06 6.02	1:21.85 (21./3.) 1:20.97 (20./3.)	+35,440 +1,350	2:42.82 (3.) 106,129 Δ 0,880 (27.)	
20.	363	CAKL Filip VPK Motors	CZ 1985	Škoda Fabia RS S1-2000	2.62 6.47		- DNS - 1:20.92 (13./1.)	2.52 2.55	6.41 6.51	1:21.26 (20./2.) 1:22.41 (22./2.)	+36,290 +0,850	2:43.67 (2.) 105,578 Δ 1,150 (32.)	
21.	206	SEDLÁČEK Vlastimil Jupi Team	SK 1956	Honda Civic E1-1600	2.71 2.61	6.63 6.48	1:24.48 (17./2.) 1:22.88 (18./2.)	2.59 2.52	6.36 6.28	1:22.45 (22./2.) 1:21.97 (21./2.)	+37,040 +0,750	2:44.42 (2.) 105,097 Δ 0,480 (19.)	
22.	468	MESÁROŠ Ján MEŠI	SK 1955	Škoda 120S HA1-1300	2.33 2.26	6.87 6.22	1:25.95 (20./4.) 1:25.25 (22./1.)	2.26 2.30	6.21 6.26	1:23.60 (23./2.) 1:23.73 (23./2.)	+39,950 +2,910	2:47.33 (2.) 103,269 Δ 0,130 (6.)	
23.	406	CHYTIL Martin Martin Chytil	CZ 1977	Škoda 120 S HA1-2000	2.47 2.52	6.92 6.97	1:30.22 (23./1.) 1:31.57 (31./3.)	2.38 2.45	6.59 6.78	1:24.66 (24./1.) 1:25.01 (24./1.)	+42,290 +2,340	2:49.67 (1.) 101,845 Δ 0,350 (14.)	
24.	411	CHYTIL Ondřej Martin Chytil	CZ 1991	Škoda 130 L HA1-1300	2.47 2.44	6.41 6.34	1:24.60 (18./2.) 1:26.17 (23./2.)	2.98 2.64	7.48 6.87	1:25.71 (25./3.) 1:26.51 (27./3.)	+44,840 +2,550	2:52.22 (3.) 100,337 Δ 0,800 (25.)	
25.	200	ŠTĚPÁNEK Milan Štěpa Racing Team	CZ 1952	BMW E36 1.8is E1-2000	2.89 2.90	7.54 7.76	1:30.36 (24./4.) 1:27.92 (25./4.)	2.72 2.42	7.24 6.60	1:26.55 (27./5.) 1:25.99 (25./5.)	+45,160 +0,320	2:52.54 (5.) 100,151 Δ 0,560 (20.)	
26.	202	ZOUFALÁ Martina Autocross Team K&M	CZ 1989	Škoda Felicia E1-1600	2.84 2.66	6.75 6.58	1:30.04 (22./3.) 1:28.97 (27./3.)	2.64 2.60	6.45	1:27.02 (28./3.) 1:26.02 (26./3.)	+45,660 +0,500	2:53.04 (3.) 99,861 Δ 1,000 (29.)	
27.	409	CHYTIL Jaroslav Martin Chytil	CZ 1953	Škoda 110 R HA1-2000	2.28 2.29	6.35 6.32	1:32.07 (25./2.) 1:29.54 (29./1.)	2.27 2.51	6.27 6.60	1:27.62 (30./2.) 1:27.37 (28./2.)	+47,610 +1,950	2:54.99 (2.) 98,748 Δ 0,250 (12.)	
28.	201	ZOUFALÝ Karel Autocross Team K&M	CZ 1954	Škoda Felicia E1-1400	2.83 2.85	6.86 6.92	1:29.40 (21./3.) 1:29.51 (28./5.)	2.85 2.80	6.82 6.74	1:27.49 (29./5.) 1:27.57 (29./4.)	+47,680 +0,070	2:55.06 (4.) 98,709 Δ 0,080 (3.)	
29.	253	KABELE Pavel LBT racing	CZ 1973	Ford Fiesta E1-1400	2.53 2.40	6.78 6.57	1:32.51 (26./4.) 1:27.82 (24./4.)	2.43 2.43	6.53 6.63	1:26.36 (26./4.) 1:29.21 (31./5.)	+48,190 +0,510	2:55.57 (5.) 98,422 Δ 2,850 (38.)	
30.	301	VALENTÍK František Holešov	CZ 1967	Toyota Celica S1-1600	2.72 2.76	7.02 7.01	1:33.89 (28./2.) 1:28.14 (26./3.)	2.75 2.68	7.33 6.99	1:29.96 (32./3.) 1:28.68 (30./3.)	+51,260 +3,070	2:58.64 (3.) 96,731 Δ 1,280 (34.)	
31.	407	ŠIKUTA Jan	CZ 1980	BMW E 30 318 is HA1-2000	2.61 2.51	6.93 6.68	1:32.88 (27./3.) 1:30.42 (30./2.)	2.60 2.54	6.90 6.78	1:29.84 (31./3.) 1:30.00 (33./3.)	+52,460 +1,200	2:59.84 (3.) 96,085 Δ 0,160 (7.)	
32.	401	ŽÁČEK Michal Žáček	CZ 2000	Škoda 125 HA1-1300	2.62 2.57	7.19 7.11	1:38.84 (31./6.) 1:35.55 (35./5.)	2.57 2.45	7.04 6.80	1:32.13 (33./4.) 1:31.49 (35./5.)	+56,240 +3,780	3:03.62 (4.) 94,107 Δ 0,640 (22.)	
33.	399	SYTAŘ Jakub Firtl Motorsport	CZ 1998	Opel Corsa S1-1600	3.91 2.72	9.96 7.41	1:40.03 (33./3.) 1:33.89 (34./4.)	2.96 2.85	7.78 7.46	1:34.14 (35./4.) 1:29.87 (32./4.)	+56,630 +0,390	3:04.01 (4.) 93,908 Δ 4,270 (39.)	
34.	445	ŠVÁB Kamil HL Motorsport	CZ 1995	Škoda 120 HA1-1300	2.36 2.40	6.56 6.71	1:35.47 (29./5.) 1:32.99 (33./4.)	2.35 2.43	6.60 6.71	1:32.54 (34./5.) 1:31.76 (36./6.)	+56,920 +0,290	3:04.30 (5.) 93,760 Δ 0,780 (24.)	
35.	118	DIVIŠOVÁ Alexandra .J.	CZ 1977	Renault Clio E1-2000	2.67 2.74	6.79 6.94	1:53.06 (34./5.) 1:42.16 (37./5.)	2.60 2.63	6.67 6.73	1:38.21 (37./6.) 1:33.75 (37./6.)	+64,580 +7,660	3:11.96 (6.) 90,019 Δ 4,460 (41.)	
36.	901	VOLDECKÝ Pavel .J.	CZ 1980	Škoda Felicia Předjezdci	2.72 2.65	7.68 7.66	1:39.46 (32./1.) 1:38.23 (36./1.)	2.67 2.75	7.57 7.80	1:38.14 (36./1.) 1:39.31 (38./1.)	+70,070 +5,490	3:17.45 (1.) 87,516 Δ 1,170 (33.)	
37.	126	LANDL Tibor HM motorsport	CZ 1958	Fiat 126 E1-1150	2.81 2.70	8.05 7.80	1:53.78 (36./2.) 1:50.41 (38./1.)	2.78 2.83	7.88 7.98	1:47.48 (38./1.) 1:48.53 (39./1.)	+88,630 +18,560	3:36.01 (1.) 79,996 Δ 1,050 (30.)	
38.	132	MARČÁK Pavel HM Motorsport	CZ 1982	Fiat 126 E1-1150	2.75 2.80	8.15 8.27	1:53.43 (35./1.) 1:53.53 (39./2.)	2.87 2.79	8.57 8.38	1:54.27 (39./2.) 1:54.31 (40./2.)	+101,200 +12,570	3:48.58 (2.) 75,597 Δ 0,040 (1.)	

Rank	№	Driver Entrant	Country Bird	Car Class	Qualification			RACE				Diff. Prev. Speed (km/h)	TIME Speed (km/h)
					20 m	100 m	m	Time	20m	100m	m		
39.	127	HRDLIČKA Ondřej HM Motorsport	CZ 1988	Fiat 126 E1-1150	3.40 2.97	9.44 8.70	1:58.32 (37./3.) 1:56.18 (40./3.)	3.26 3.00	9.24 8.94	1:55.69 (40./3.) 1:57.00 (41./3.)	+105,310 +4,110	3:52.69 (3.) 74,262 Δ 1,310 (35.)	
	441	ŠVÁB Petr HL Motorsport	CZ 1971	Škoda 120 HA1-1300	2.47 2.50	6.91 6.85	1:37.59 (30./) 1:32.83 (32./3.)	2.42	6.76	1:31.27 (34./4.)	- DNS - - DNS - - DNS -	- DNF -	
	414	TYKAL Petr SK Industrietechnik Modřice	CZ 1968	F-Easter MTX 1-03 HA2	2.10 2.10	5.89 6.16	1:21.17 (12./) 1:21.95 (17./1.)	1.94	5.62	- DNF - - DNS - - DNS -	- DNF -		
	241	ŠRAHŮLEK Petr REC	CZ 1973	Škoda 130RS Evo1 E1-1400	2.23 2.10	5.88 5.64	1:21.81 (14./2.) - DNF -			- DNS - - DNS - - DNS -	- DNF -		
	315	KOTTAN Mayor Adolf Junior Mad Racing Power	AT 1993	KTM X-bow S2	2.21	5.13	1:11.97 (3./1.) - DNS -			- DNS - - DNS - - DNS -	- DNF -		
	1	MADRIAN Ferdinand Mad Racing Power	AT 1960	Norma M 20 F E2/C+2000	2.58	8.26	- DNF - - DNS -			- DNS - - DNS - - DNS -	- DNF -		
	484	ZELENÝ Milan Historic Racing Club Jihlava	CZ 1984	Škoda 130 LR/A HA1-1300	2.24	6.07	1:25.47 (19./3.) - DNS -			- DNS - - DNS - - DNS -	- DNF -		
	316	TÁBORSKÝ Radovan Boskovice	CZ 1975	. . S2	2.01	4.86	- DNF - - DNS -			- DNS - - DNS - - DNS -	- DNF -		
	903	BRTNÍČEK Patrik LB Trans Racing	CZ 2013	Škoda Felicia Předjezdci			- DNS - - DNS -			- DNS - - DNS - - DNS -	- DNF -		

Competition / Weather Information									
Qualification					RACE				
	Time	Weather	Temp. (°C)			Time	Weather	Temp. (°C)	
			Air	Road				Air	Road
1st Round	9:16: - 10:15	Sunny	16	12	1st Round	12:28 - 13:21	Sunny	21	19
2nd Round	10:56 - 11:43	Sunny	18	14	2nd Round	14:09 - 14:54	Sunny	21	20
					3rd Round	-			

Statistics										
		Time			Speed (km/h)			Competitors / Nations		
		Min	Max	Avg.	Max	Min	Avg.	in start list	started	with results
Qualification	1st Round	1:08.950	2:43.800	1:31.184	125,308	52,747	94,753	57/3	41/3	39/3
	2nd Round	1:04.600	1:56.180	1:25.333	133,746	74,367	101,250	56/3	41/3	40/2
RACE	1st Round	1:03.770	1:55.690	1:22.973	135,487	74,682	104,130	56/3	41/3	40/2
	2nd Round	1:03.610	1:57.000	1:23.160	135,828	73,846	103,895	56/3	41/3	41/2
	3rd Round							56/3	0/3	0/0

Race Director GÄNSDORFER Aleš (CZE)	Sport Marshal IHA  BARTL Miroslav (CZE)	Main Timekeeper  ŠABÍK L'uboš (SVK)
--	--	--

Maverick Rescue EuroCup 2012

I. Memoriál Ámose Krejčího, 19.5.2013

Brno - Pisárky, 17. - 19. 5. 2013

Jury / Competition Management				Hill Data			
Chief of Competition	GÄNSDORFER Aleš (CZE)			Start Altitude	264 m		
Race Director	GÄNSDORFER Aleš (CZE)			Finish Altitude	388 m		
Vice chairman				Vertical Drop	124 m		
Sport Marshal IHA	BARTL Miroslav (CZE)			Course Length	2400 m		
Technical Marshal IHA	DANĚK Pavel (CZE)			Min course Width	7 m		
				Count of right-hand bend			
				Count of left-hand bend			
				Hill Record	: - DNS -		

Rank	No	Driver Entrant	Country Bird	Car Class	Qualification		RACE		Diff. Prev.	TIME Speed (km/h)	
					20 m	100 m	m	Time			20m
CLASS Předjezdci											
1.	1901	VOLDECKÝ Pavel J.	CZ 1980	Škoda Felicia Předjezdci	2.72 2.65	7.68 7.66	1:39.46 (32./1.) 1:38.23 (36./1.)	2.67 2.75	7.57 7.80	1:38.14 (36./1.) 1:39.31 (38./1.)	3:17.45 (36.) 87,516
	1903	BRTNÍČEK Patrik LB Trans Racing	CZ 2013	Škoda Felicia Předjezdci			- DNS - - DNS -			- DNS - - DNS - - DNS -	- DNF -
CLASS S1-1600											
1.	389	ZIMÁK Martin KV Motor Sport a.s	CZ 1989	Citroen Saxo Vts S1-1600	2.40 6.04		- DNS - 1:13.01 (8./1.)	2.39 2.35	6.03 6.01	1:12.06 (9./1.) 1:13.38 (10./1.)	2:25.44 (9.) 118,812
2.	387	ŠTĚPÁNEK Jan TU Brno Racing	CZ 1989	Citroën Saxo S1-1600	2.44 2.55	6.42 6.54	1:20.47 (10./1.) 1:19.12 (12./2.)	2.49 2.52	6.40 6.44	1:17.45 (15./2.) 1:17.24 (15./2.)	+9,250 +9,250 2:34.69 (14.) 111,707
3.	301	VALENTÍK František Holešov	CZ 1967	Toyota Celica S1-1600	2.72 2.76	7.02 7.01	1:33.89 (28./2.) 1:28.14 (26./3.)	2.75 2.68	7.33 6.99	1:29.96 (32./3.) 1:28.68 (30./3.)	+33,200 +23,950 2:58.64 (30.) 96,731
4.	399	SYTAŘ Jakub Firtl Motorsport	CZ 1998	Opel Corsa S1-1600	3.91 2.72	9.96 7.41	1:40.03 (33./3.) 1:33.89 (34./4.)	2.96 2.85	7.78 7.46	1:34.14 (35./4.) 1:29.87 (32./4.)	+38,570 +5,370 3:04.01 (33.) 93,908
CLASS S1-2000											
1.	362	KAŠPAR Vilém VPK Motors	CZ 1983	Škoda Fabia RS S1-2000	2.65 2.56	6.60 6.59	1:21.56 (13./1.) 1:21.09 (14./2.)	2.62 2.57	6.55 6.45	1:19.10 (17./1.) 1:19.19 (17./1.)	2:38.29 (16.) 109,167
2.	363	CAKL Filip VPK Motors	CZ 1985	Škoda Fabia RS S1-2000			- DNS - 1:20.92 (13./1.)	2.52 2.55	6.41 6.51	1:21.26 (20./2.) 1:22.41 (22./2.)	+5,380 +5,380 2:43.67 (20.) 105,578
CLASS S1+2000											
1.	337	HOLÁN Ivo Pivín	CZ 1975	Subaru Impreza Sti S1+2000	1.94 1.85	5.18 5.10	1:12.77 (5./1.) 1:11.60 (5./1.)	1.85 1.82	5.09 5.07	1:10.62 (7./1.) 1:10.00 (6./1.)	2:20.62 (6.) 122,884
CLASS E1-1150											
1.	126	LANDL Tibor HM motorsport	CZ 1958	Fiat 126 E1-1150	2.81 2.70	8.05 7.80	1:53.78 (36./2.) 1:50.41 (38./1.)	2.78 2.83	7.88 7.98	1:47.48 (38./1.) 1:48.53 (39./1.)	3:36.01 (37.) 79,996

Rank	№	Driver Entrant	Country Bird	Car Class	Qualification				RACE				Diff. Prev.	TIME Speed (km/h)
					20 m	100 m	m	Time	20m	100m	m	Time		
2.	132	MARČÁK Pavel HM Motorsport	CZ 1982	Fiat 126 E1-1150	2.75 2.80	8.15 8.27	1:53.43 (35./1.) 1:53.53 (39./2.)	2.87 2.79	8.57 8.38	1:54.27 (39./2.) 1:54.31 (40./2.)	+12,570 +12,570	3:48.58 (38.) 75,597		
3.	127	HRDLIČKA Ondřej HM Motorsport	CZ 1988	Fiat 126 E1-1150	3.40 2.97	9.44 8.70	1:58.32 (37./3.) 1:56.18 (40./3.)	3.26 3.00	9.24 8.94	1:55.69 (40./3.) 1:57.00 (41./3.)	+16,680 +4,110	3:52.69 (39.) 74,262		
CLASS E1-1400														
1.	102	VLAŠANÝ Radek Autoservis Neduchal	CZ 1981	Škoda Favorit Pick-Up E1-1400	2.34 2.32	5.81 5.76	1:18.68 (8./1.) 1:16.39 (11./1.)	2.26 2.25	5.63 5.63	1:16.20 (14./1.) 1:16.03 (12./1.)		2:32.23 (12.) 113,512		
2.	117	ZELENÝ Milan Historic Racing Club Jihlava	CZ 1984	Škoda 130 LR/H E1-1400			- DNS - 1:24.16 (20./2.)	2.16 2.13	6.58 6.05	1:20.79 (19./2.) 1:20.68 (19./2.)	+9,240 +9,240	2:41.47 (18.) 107,017		
3.	113	MALEŇÁK Dušan AMK Masarykův okruh	CZ 1977	Škoda 130 LR/H E1-1400	2.21 2.33	6.18 6.43	2:13.34 (38./5.) 1:25.16 (21./3.)	2.17 2.18	6.06 6.02	1:21.85 (21./3.) 1:20.97 (20./3.)	+10,590 +1,350	2:42.82 (19.) 106,129		
4.	201	ZOUFALÝ Karel Autocross Team K&M	CZ 1954	Škoda Felicia E1-1400	2.83 2.85	6.86 6.92	1:29.40 (21./3.) 1:29.51 (28./5.)	2.85 2.80	6.82 6.74	1:27.49 (29./5.) 1:27.57 (29./4.)	+22,830 +12,240	2:55.06 (28.) 98,709		
5.	253	KABELE Pavel LBT racing	CZ 1973	Ford Fiesta E1-1400	2.53 2.40	6.78 6.57	1:32.51 (26./4.) 1:27.82 (24./4.)	2.43 2.43	6.53 6.63	1:26.36 (26./4.) 1:29.21 (31./5.)	+23,340 +0,510	2:55.57 (29.) 98,422		
	241	ŠRAHŮLEK Petr REC	CZ 1973	Škoda 130RS Evo1 E1-1400	2.23 2.10	5.88 5.64	1:21.81 (14./2.) - DNF -			- DNS - - DNS - - DNS -		- DNF -		
CLASS E1-1600														
1.	121	CICÁK Viliam Podlužany	SK 1955	Citroën Saxo E1-1600	2.40 2.36	6.10 5.89	1:23.43 (16./1.) 1:21.67 (16./1.)	2.39 2.43	5.82 5.94	1:19.89 (18./1.) 1:19.85 (18./1.)		2:39.74 (17.) 108,176		
2.	206	SEDLÁČEK Vlastimil Jupi Team	SK 1956	Honda Civic E1-1600	2.71 2.61	6.63 6.48	1:24.48 (17./2.) 1:22.88 (18./2.)	2.59 2.52	6.36 6.28	1:22.45 (22./2.) 1:21.97 (21./2.)	+4,680 +4,680	2:44.42 (21.) 105,097		
3.	202	ZOUFALÁ Martina Autocross Team K&M	CZ 1989	Škoda Felicia E1-1600	2.84 2.66	6.75 6.58	1:30.04 (22./3.) 1:28.97 (27./3.)	2.64 2.60	6.45	1:27.02 (28./3.) 1:26.02 (26./3.)	+13,300 +8,620	2:53.04 (26.) 99,861		
CLASS E1-2000														
1.	198	FIBICH Václav Fibich Václav přeprava osob	CZ 1983	Opel Corsa E1-2000	2.51 2.46	5.76	1:08.95 (1./1.) - DNS -	2.36 2.46	5.61 5.79	1:08.08 (2./1.) 1:09.04 (3./1.)		2:17.12 (3.) 126,021		
2.	199	FIRTL ML. Stanislav Firtl Motorsport	CZ 1991	Škoda Octavia TDi E1-2000	2.56 2.49	6.15 6.03	1:14.76 (7./2.) 1:12.82 (7./1.)	2.37 2.49	5.77 6.05	1:12.41 (10./2.) 1:12.80 (9./2.)	+8,090 +8,090	2:25.21 (8.) 119,000		
3.	173	ŘEHOŘ Petr RT Servis Car	CZ 1979	Škoda Octavia E1-2000			- DNS - 1:21.13 (15./3.)	2.68 2.67	6.57 6.55	1:15.16 (12./4.) 1:15.57 (11./3.)	+13,610 +5,520	2:30.73 (10.) 114,642		
4.	166	ELIÁŠ Jan Pfeifermotorsport	CZ 1989	Škoda Octavia E1-2000	2.65 2.49	6.47 6.19	1:20.52 (11./3.) 1:14.99 (10./2.)	2.47 2.50	6.17 6.20	1:14.28 (11./3.) 1:17.03 (14./4.)	+14,190 +0,580	2:31.31 (11.) 114,203		
5.	200	ŠTĚPÁNEK Milan Štěpa Racing Team	CZ 1952	BMW E36 1.8is E1-2000	2.89 2.90	7.54 7.76	1:30.36 (24./4.) 1:27.92 (25./4.)	2.72 2.42	7.24 6.60	1:26.55 (27./5.) 1:25.99 (25./5.)	+35,420 +21,230	2:52.54 (25.) 100,151		
6.	118	DIVIŠOVÁ Alexandra ./.	CZ 1977	Renault Clio E1-2000	2.67 2.74	6.79 6.94	1:53.06 (34./5.) 1:42.16 (37./5.)	2.60 2.63	6.67 6.73	1:38.21 (37./6.) 1:33.75 (37./6.)	+54,840 +19,420	3:11.96 (35.) 90,019		
CLASS E1+2000														
1.	125	DOSEDĚL Dušan DK-mont	CZ 1972	Subaru Impreza WRX STi E1+2000	2.13 2.62	4.96 5.59	2:43.80 (39./2.) 1:13.88 (9./1.)	1.98 2.02	4.80	1:09.81 (6./1.) 1:09.14 (4./1.)		2:18.95 (4.) 124,361		
2.	133	KRETZ Michal KLM Motorsport	CZ 1980	Škoda Fabia E1+2000	2.84 2.78	6.72 7.01	1:23.14 (15./1.) 1:23.76 (19./2.)	2.77 2.74	7.11 7.31	1:18.17 (16./2.) 1:18.63 (16./2.)	+17,850 +17,850	2:36.80 (15.) 110,204		
CLASS S2														
	315	KOTTAN Mayor Adolf Junior Mad Racing Power	AT 1993	KTM X-bow S2	2.21	5.13	1:11.97 (3./1.) - DNS -			- DNS - - DNS - - DNS -		- DNF -		
	316	TÁBORSKÝ Radovan Boskovice	CZ 1975	.. S2	2.01	4.86	- DNF - - DNS -			- DNS - - DNS - - DNS -		- DNF -		
CLASS HA1-1300														
1.	491	DOKOUPIL Roman R9Team	CZ 1976	Škoda 130RS HA1-1300	2.14	5.96	1:20.43 (9./1.) - DNS -	2.19 2.12	5.87 5.79	1:15.94 (13./1.) 1:17.00 (13./1.)		2:32.94 (13.) 112,985		
2.	468	MESÁROŠ Ján MEŠI	SK 1955	Škoda 120S HA1-1300	2.33 2.26	6.87 6.22	1:25.95 (20./4.) 1:25.25 (22./1.)	2.26 2.30	6.21 6.26	1:23.60 (23./2.) 1:23.73 (23./2.)	+14,390 +14,390	2:47.33 (22.) 103,269		

Rank	№	Driver Entrant	Country Bird	Car Class	Qualification			RACE				Diff. Prev.	TIME Speed (km/h)
					20 m	100 m	m	Time	20m	100m	m		
3.	411	CHYTIL Ondřej Martin Chytil	CZ 1991	Škoda 130 L HA1-1300	2.47 2.44	6.41 6.34	1:24.60 (18./2.) 1:26.17 (23./2.)	2.98 2.64	7.48 6.87	1:25.71 (25./3.) 1:26.51 (27./3.)	+19,280 +4,890	2:52.22 (24.) 100,337	
4.	401	ŽÁČEK Michal Žáček	CZ 2000	Škoda 125 HA1-1300	2.62 2.57	7.19 7.11	1:38.84 (31./6.) 1:35.55 (35./5.)	2.57 2.45	7.04 6.80	1:32.13 (33./4.) 1:31.49 (35./5.)	+30,680 +11,400	3:03.62 (32.) 94,107	
5.	445	ŠVÁB Kamil HL Motorsport	CZ 1995	Škoda 120 HA1-1300	2.36 2.40	6.56 6.71	1:35.47 (29./5.) 1:32.99 (33./4.)	2.35 2.43	6.60 6.71	1:32.54 (34./5.) 1:31.76 (36./6.)	+31,360 +0,680	3:04.30 (34.) 93,760	
	441	ŠVÁB Petr HL Motorsport	CZ 1971	Škoda 120 HA1-1300	2.47 2.50	6.91 6.85	1:37.59 (30./) 1:32.83 (32./3.)			- DNS - - DNS -		- DNF -	
	484	ZELENÝ Milan Historic Racing Club Jihlava	CZ 1984	Škoda 130 LR/A HA1-1300	2.24	6.07	1:25.47 (19./3.) - DNS -			- DNS - - DNS - - DNS -		- DNF -	

CLASS HA1-2000

1.	406	CHYTIL Martin Martin Chytil	CZ 1977	Škoda 120 S HA1-2000	2.47 2.52	6.92 6.97	1:30.22 (23./1.) 1:31.57 (31./3.)	2.38 2.45	6.59 6.78	1:24.66 (24./1.) 1:25.01 (24./1.)		2:49.67 (23.) 101,845
2.	409	CHYTIL Jaroslav Martin Chytil	CZ 1953	Škoda 110 R HA1-2000	2.28 2.29	6.35 6.32	1:32.07 (25./2.) 1:29.54 (29./1.)	2.27 2.51	6.27 6.60	1:27.62 (30./2.) 1:27.37 (28./2.)	+5,320 +5,320	2:54.99 (27.) 98,748
3.	407	ŠIKUTA Jan	CZ 1980	BMW E 30 318 is HA1-2000	2.61 2.51	6.93 6.68	1:32.88 (27./3.) 1:30.42 (30./2.)	2.60 2.54	6.90 6.78	1:29.84 (31./3.) 1:30.00 (33./3.)	+10,170 +4,850	2:59.84 (31.) 96,085

CLASS HA2

	414	TYKAL Petr SK Industrietechnik Modřice	CZ 1968	F-Easter MTX 1-03 HA2	2.10 2.10	5.89 6.16	1:21.17 (12./) 1:21.95 (17./1.)	1.94	5.62	- DNF - - DNS - - DNS -		- DNF -
--	-----	--	------------	--------------------------	--------------	--------------	------------------------------------	------	------	-------------------------------	--	---------

CLASS E2/C-1600

1.	2	MLEJNEK Aleš REC	CZ 1967	Gloria C8F E2/C-1600	1.94	4.73	- DNS - 1:04.60 (1./1.)	1.87 1.92	4.70 4.71	1:03.77 (1./1.) 1:03.61 (1./1.)		2:07.38 (1.) 135,657
2.	77	VÁCHAL Lukáš Kocour Racing Team	CZ 1980	Formule Kart Yamaha 1000 E2/C-1600	1.73 1.67	4.41 4.33	1:10.79 (2./1.) 1:09.30 (2./2.)	1.69 1.73	4.35 4.40	1:08.10 (3./2.) 1:07.24 (2./2.)	+7,960 +7,960	2:15.34 (2.) 127,678
3.	88	VÁCHAL Ondřej Kocour Racing Team	CZ 1982	Formule Kart Yamaha 1000 E2/C-1600	1.71	4.39	- DNS - 1:10.29 (3./3.)	1.63 1.64	4.26 4.28	1:09.70 (5./3.) 1:09.28 (5./3.)	+11,600 +3,640	2:18.98 (5.) 124,334

CLASS E2/C-2000

1.	11	BUCHAR Jaroslav BRC	CZ 1961	Formule Van Diemen E2/C-2000	1.92 1.95	5.16 5.22	1:14.42 (6./1.) 1:12.36 (6./1.)	1.88 1.84	5.05 4.99	1:11.36 (8./1.) 1:11.09 (8./1.)		2:22.45 (7.) 121,306
----	----	-------------------------------	------------	---------------------------------	--------------	--------------	------------------------------------	--------------	--------------	------------------------------------	--	--------------------------------

CLASS E2/C+2000



	1	MADRAN Ferdinand Mad Racing Power	AT 1960	Norma M 20 F E2/C+2000	2.58	8.26	- DNF - - DNS -			- DNS - - DNS - - DNS -		- DNF -
--	---	---	------------	---------------------------	------	------	--------------------	--	--	-------------------------------	--	---------

Competition / Weather Information

	Qualification				RACE				
	Time	Weather	Temp. (°C)		Time	Weather	Temp. (°C)		
			Air	Road			Air	Road	
1st Round	9:16: - 10:15	Sunny	16	12	1st Round	12:28 - 13:21	Sunny	21	19
2nd Round	10:56 - 11:43	Sunny	18	14	2nd Round	14:09 - 14:54	Sunny	21	20
					3rd Round	-			

Statistics

		Time			Speed (km/h)			Competitors / Nations		
		Min	Max	Avg.	Max	Min	Avg.	in start list	started	with results
Qualification	1st Round	1:08.950	2:43.800	1:31.184	125,308	52,747	94,753	57/3	41/3	39/3
	2nd Round	1:04.600	1:56.180	1:25.333	133,746	74,367	101,250	56/3	41/3	40/2
RACE	1st Round	1:03.770	1:55.690	1:22.973	135,487	74,682	104,130	56/3	41/3	40/2
	2nd Round	1:03.610	1:57.000	1:23.160	135,828	73,846	103,895	56/3	41/3	41/2
	3rd Round							56/3	0/3	0/0

Race Director	Sport Marshal IHA	Main Timekeeper
GÄNSDORFER Aleš (CZE)	 BARTL Miroslav (CZE)	 ŠABÍK Ľuboš (SVK)

Maverick Rescue EuroCup 2012

I. Memoriál Ámose Krejčího, 19.5.2013

Brno - Pisárky, 17. - 19. 5. 2013

Jury / Competition Management				Hill Data			
Chief of Competition	GÄNSDORFER Aleš (CZE)			Start Altitude			264 m
Race Director	GÄNSDORFER Aleš (CZE)			Finish Altitude			388 m
Vice chairman				Vertical Drop			124 m
Sport Marshal IHA	BARTL Miroslav (CZE)			Course Length			2400 m
Technical Marshal IHA	DANĚK Pavel (CZE)			Min course Width			7 m
				Count of right-hand bend			
				Count of left-hand bend			
				Hill Record			: - DNS -

Rank	No	Driver Entrant	Country Bird	Car Class	Qualification				RACE				Diff. Prev.	TIME Speed (km/h)
					20 m	100 m	m	Time	20m	100m	m	Time		
GROUP Fiat 126														
2.	1901	VOLDECKÝ Pavel ./.	CZ 1980	Škoda Felicia Předjezdci	2.72 2.65	7.66	1:39.46 (32./1.) 1:38.23 (36./1.)	2.67 2.75	7.57 7.80	1:38.14 (36./1.) 1:39.31 (38./1.)	DNS	+130,40 +130,40 n	3:17.45 (36.) 87,516	
	1903	BRTNÍČEK Patrik LB Trans Racing	CZ 2013	Škoda Felicia Předjezdci			- DNS - - DNS -			- DNS - - DNS -	DNS		- DNF -	
GROUP S1														
1.	337	HOLÁN Ivo Pivín	CZ 1975	Subaru Impreza Sti S1+2000	1.94 1.85	5.10	1:12.77 (5./1.) 1:11.60 (5./1.)	1.85 1.82	5.09 5.07	1:10.62 (7./1.) 1:10.00 (6./1.)	DNS		2:20.62 (6.) 122,884	
2.	389	ZIMÁK Martin KV Motor Sport a.s	CZ 1989	Citroen Saxo Vts S1-1600	2.40	6.04	- DNS - 1:13.01 (8./1.)	2.39 2.35	6.03 6.01	1:12.06 (9./1.) 1:13.38 (10./1.)	DNS	+4,820 +4,820	2:25.44 (9.) 118,812	
3.	387	ŠTĚPÁNEK Jan TU Brno Racing	CZ 1989	Citroën Saxo S1-1600	2.44 2.55	6.54	1:20.47 (10./1.) 1:19.12 (12./2.)	2.49 2.52	6.40 6.44	1:17.45 (15./2.) 1:17.24 (15./2.)	DNS	+14,070 +9,250	2:34.69 (14.) 111,707	
4.	362	KAŠPAR Vilém VPK Motors	CZ 1983	Škoda Fabia RS S1-2000	2.65 2.56	6.59	1:21.56 (13./1.) 1:21.09 (14./2.)	2.62 2.57	6.55 6.45	1:19.10 (17./1.) 1:19.19 (17./1.)	DNS	+17,670 +3,600	2:38.29 (16.) 109,167	
5.	363	CAKL Filip VPK Motors	CZ 1985	Škoda Fabia RS S1-2000	2.62	6.47	- DNS - 1:20.92 (13./1.)	2.52 2.55	6.41 6.51	1:21.26 (20./2.) 1:22.41 (22./2.)	DNS	+23,050 +5,380	2:43.67 (20.) 105,578	
6.	301	VALENTÍK František Holešov	CZ 1967	Toyota Celica S1-1600	2.72 2.76	7.01	1:33.89 (28./2.) 1:28.14 (26./3.)	2.75 2.68	7.33 6.99	1:29.96 (32./3.) 1:28.68 (30./3.)	DNS	+38,020 +14,970	2:58.64 (30.) 96,731	
7.	399	SYTAŘ Jakub Firtl Motorsport	CZ 1998	Opel Corsa S1-1600	3.91 2.72	7.41	1:40.03 (33./3.) 1:33.89 (34./4.)	2.96 2.85	7.78 7.46	1:34.14 (35./4.) 1:29.87 (32./4.)	DNS	+43,390 +5,370	3:04.01 (33.) 93,908	
GROUP S2														
	315	KOTTAN Mayor Adolf Junior Mad Racing Power	AT 1993	KTM X-bow S2	2.21		1:11.97 (3./1.) - DNS -			- DNS - - DNS -	DNS		- DNF -	

Rank	№	Driver Entrant	Country Bird	Car Class	Qualification				RACE				Diff. Prev.	TIME Speed (km/h)
					20 m	100 m	m	Time	20m	100m	m	Time		
	316	TÁBORSKÝ Radovan Boskovice	CZ 1975	.. S2	2.01			- DNF - - DNS -				- DNS - - DNS - - DNS -		- DNF -
GROUP HA1														
1.	491	DOKOUPIL Roman R9Team	CZ 1976	Škoda 130RS HA1-1300	2.14			1:20.43 (9./1.) - DNS -	2.19 2.12	5.87 5.79		1:15.94 (13./1.) 1:17.00 (13./1.) - DNS -		2:32.94 (13.) 112,985
2.	468	MESÁROŠ Ján MEŠI	SK 1955	Škoda 120S HA1-1300	2.33 2.26	6.22		1:25.95 (20./4.) 1:25.25 (22./1.)	2.26 2.30	6.21 6.26		1:23.60 (23./2.) 1:23.73 (23./2.) - DNS -	+14,390 +14,390	2:47.33 (22.) 103,269
3.	406	CHYTIL Martin Martin Chytil	CZ 1977	Škoda 120 S HA1-2000	2.47 2.52	6.97		1:30.22 (23./1.) 1:31.57 (31./3.)	2.38 2.45	6.59 6.78		1:24.66 (24./1.) 1:25.01 (24./1.) - DNS -	+16,730 +2,340	2:49.67 (23.) 101,845
4.	411	CHYTIL Ondřej Martin Chytil	CZ 1991	Škoda 130 L HA1-1300	2.47 2.44	6.34		1:24.60 (18./2.) 1:26.17 (23./2.)	2.98 2.64	7.48 6.87		1:25.71 (25./3.) 1:26.51 (27./3.) - DNS -	+19,280 +2,550	2:52.22 (24.) 100,337
5.	409	CHYTIL Jaroslav Martin Chytil	CZ 1953	Škoda 110 R HA1-2000	2.28 2.29	6.32		1:32.07 (25./2.) 1:29.54 (29./1.)	2.27 2.51	6.27 6.60		1:27.62 (30./2.) 1:27.37 (28./2.) - DNS -	+22,050 +2,770	2:54.99 (27.) 98,748
6.	407	ŠIKUTA Jan	CZ 1980	BMW E 30 318 is HA1-2000	2.61 2.51	6.68		1:32.88 (27./3.) 1:30.42 (30./2.)	2.60 2.54	6.90 6.78		1:29.84 (31./3.) 1:30.00 (33./3.) - DNS -	+26,900 +4,850	2:59.84 (31.) 96,085
7.	401	ŽÁČEK Michal Žáček	CZ 2000	Škoda 125 HA1-1300	2.62 2.57	7.11		1:38.84 (31./6.) 1:35.55 (35./5.)	2.57 2.45	7.04 6.80		1:32.13 (33./4.) 1:31.49 (35./5.) - DNS -	+30,680 +3,780	3:03.62 (32.) 94,107
8.	445	ŠVÁB Kamil HL Motorsport	CZ 1995	Škoda 120 HA1-1300	2.36 2.40	6.71		1:35.47 (29./5.) 1:32.99 (33./4.)	2.35 2.43	6.60 6.71		1:32.54 (34./5.) 1:31.76 (36./6.) - DNS -	+31,360 +0,680	3:04.30 (34.) 93,760
	441	ŠVÁB Petr HL Motorsport	CZ 1971	Škoda 120 HA1-1300	2.47 2.50	6.85		1:37.59 (30./) 1:32.83 (32./3.)	2.42	6.76		- DNS - - DNS - - DNS -		- DNF -
	484	ZELENÝ Milan Historic Racing Club Jihlava	CZ 1984	Škoda 130 LR/A HA1-1300	2.24			1:25.47 (19./3.) - DNS -				- DNS - - DNS - - DNS -		- DNF -
GROUP HA2														
	414	TYKAL Petr SK Industrietechnik Modřice	CZ 1968	F-Easter MTX 1-03 HA2	2.10 2.10	6.16		1:21.17 (12./) 1:21.95 (17./1.)	1.94 5.62			- DNF - - DNS - - DNS -		- DNF -
GROUP E1														
1.	198	FIBICH Václav Fibich Václav přeprava osob	CZ 1983	Opel Corsa E1-2000	2.51			1:08.95 (1./1.) - DNS -	2.36 2.46	5.61 5.79		1:08.08 (2./1.) 1:09.04 (3./1.) - DNS -		2:17.12 (3.) 126,021
2.	125	DOSEDL Dušan DK-mont	CZ 1972	Subaru Impreza WRX STi E1+2000	2.13 2.62	5.59		2:43.80 (39./2.) 1:13.88 (9./1.)	1.98 2.02	4.80		1:09.81 (6./1.) 1:09.14 (4./1.) - DNS -	+1,830 +1,830	2:18.95 (4.) 124,361
3.	199	FIRTIL ML. Stanislav Firtl Motorsport	CZ 1991	Škoda Octavia TDi E1-2000	2.56 2.49	6.03		1:14.76 (7./2.) 1:12.82 (7./1.)	2.37 2.49	5.77 6.05		1:12.41 (10./2.) 1:12.80 (9./2.) - DNS -	+8,090 +6,260	2:25.21 (8.) 119,000
4.	173	ŘEHOŘ Petr RT Servis Car	CZ 1979	Škoda Octavia E1-2000	2.77	6.74		- DNS - 1:21.13 (15./3.)	2.68 2.67	6.57 6.55		1:15.16 (12./4.) 1:15.57 (11./3.) - DNS -	+13,610 +5,520	2:30.73 (10.) 114,642
5.	166	ELIÁŠ Jan Pfeifermotorsport	CZ 1989	Škoda Octavia E1-2000	2.65 2.49	6.19		1:20.52 (11./3.) 1:14.99 (10./2.)	2.47 2.50	6.17 6.20		1:14.28 (11./3.) 1:17.03 (14./4.) - DNS -	+14,190 +0,580	2:31.31 (11.) 114,203
6.	102	VLAŠANÝ Radek Autoservis Neduchal	CZ 1981	Škoda Favorit Pick-Up E1-1400	2.34 2.32	5.76		1:18.68 (8./1.) 1:16.39 (11./1.)	2.26 2.25	5.63 5.63		1:16.20 (14./1.) 1:16.03 (12./1.) - DNS -	+15,110 +0,920	2:32.23 (12.) 113,512
7.	133	KRETZ Michal KLM Motorsport	CZ 1980	Škoda Fabia E1+2000	2.84 2.78	7.01		1:23.14 (15./1.) 1:23.76 (19./2.)	2.77 2.74	7.11 7.31		1:18.17 (16./2.) 1:18.63 (16./2.) - DNS -	+19,680 +4,570	2:36.80 (15.) 110,204
8.	121	CICÁK Viliam Podlužany	SK 1955	Citroën Saxo E1-1600	2.40 2.36	5.89		1:23.43 (16./1.) 1:21.67 (16./1.)	2.39 2.43	5.82 5.94		1:19.89 (18./1.) 1:19.85 (18./1.) - DNS -	+22,620 +2,940	2:39.74 (17.) 108,176
9.	117	ZELENÝ Milan Historic Racing Club Jihlava	CZ 1984	Škoda 130 LR/H E1-1400	2.24	6.30		- DNS - 1:24.16 (20./2.)	2.16 2.13	6.58 6.05		1:20.79 (19./2.) 1:20.68 (19./2.) - DNS -	+24,350 +1,730	2:41.47 (18.) 107,017
10.	113	MALEŇÁK Dušan AMK Masarykův okruh	CZ 1977	Škoda 130 LR/H E1-1400	2.21 2.33	6.43		2:13.34 (38./5.) 1:25.16 (21./3.)	2.17 2.18	6.06 6.02		1:21.85 (21./3.) 1:20.97 (20./3.) - DNS -	+25,700 +1,350	2:42.82 (19.) 106,129
11.	206	SEDLÁČEK Vlastimil Jupi Team	SK 1956	Honda Civic E1-1600	2.71 2.61	6.48		1:24.48 (17./2.) 1:22.88 (18./2.)	2.59 2.52	6.36 6.28		1:22.45 (22./2.) 1:21.97 (21./2.) - DNS -	+27,300 +1,600	2:44.42 (21.) 105,097
12.	200	ŠTĚPÁNEK Milan Štěpa Racing Team	CZ 1952	BMW E36 1.8is E1-2000	2.89 2.90	7.76		1:30.36 (24./4.) 1:27.92 (25./4.)	2.72 2.42	7.24 6.60		1:26.55 (27./5.) 1:25.99 (25./5.) - DNS -	+35,420 +8,120	2:52.54 (25.) 100,151
13.	202	ZOUFALÁ Martina Autocross Team K&M	CZ 1989	Škoda Felicia E1-1600	2.84 2.66	6.58		1:30.04 (22./3.) 1:28.97 (27./3.)	2.64 2.60	6.45		1:27.02 (28./3.) 1:26.02 (26./3.) - DNS -	+35,920 +0,500	2:53.04 (26.) 99,861

Rank	№	Driver Entrant	Country Bird	Car Class	Qualification			RACE				Diff. Prev.	TIME Speed (km/h)
					20 m	100 m	m	Time	20m	100m	m		
14.	201	ZOUFALÝ Karel Autocross Team K&M	CZ 1954	Škoda Felicia E1-1400	2.83 2.85	6.92	1:29.40 (21./3.) 1:29.51 (28./5.)	2.85 2.80	6.82 6.74	1:27.49 (29./5.) 1:27.57 (29./4.)	+37,940 +2,020	2:55.06 (28.) 98,709	
15.	253	KABELE Pavel LBT racing	CZ 1973	Ford Fiesta E1-1400	2.53 2.40	6.57	1:32.51 (26./4.) 1:27.82 (24./4.)	2.43 2.43	6.53 6.63	1:26.36 (26./4.) 1:29.21 (31./5.)	+38,450 +0,510	2:55.57 (29.) 98,422	
16.	118	DIVIŠOVÁ Alexandra .J.	CZ 1977	Renault Clio E1-2000	2.67 2.74	6.94	1:53.06 (34./5.) 1:42.16 (37./5.)	2.60 2.63	6.67 6.73	1:38.21 (37./6.) 1:33.75 (37./6.)	+54,840 +16,390	3:11.96 (35.) 90,019	
17.	126	LANDL Tibor HM motorsport	CZ 1958	Fiat 126 E1-1150	2.81 2.70	7.80	1:53.78 (36./2.) 1:50.41 (38./1.)	2.78 2.83	7.88 7.98	1:47.48 (38./1.) 1:48.53 (39./1.)	+78,890 +24,050	3:36.01 (37.) 79,996	
18.	132	MARČÁK Pavel HM Motorsport	CZ 1982	Fiat 126 E1-1150	2.75 2.80	8.27	1:53.43 (35./1.) 1:53.53 (39./2.)	2.87 2.79	8.57 8.38	1:54.27 (39./2.) 1:54.31 (40./2.)	+91,460 +12,570	3:48.58 (38.) 75,597	
19.	127	HRDLIČKA Ondřej HM Motorsport	CZ 1988	Fiat 126 E1-1150	3.40 2.97	8.70	1:58.32 (37./3.) 1:56.18 (40./3.)	3.26 3.00	9.24 8.94	1:55.69 (40./3.) 1:57.00 (41./3.)	+95,570 +4,110	3:52.69 (39.) 74,262	
	241	ŠRAHŮLEK Petr REC	CZ 1973	Škoda 130RS Evo1 E1-1400	2.23 2.10	5.64	1:21.81 (14./2.) - DNF -			- DNS - - DNS - - DNS -		- DNF -	

GROUP E2/C



1.	2	MLEJNEK Aleš REC	CZ 1967	Gloria C8F E2/C-1600	1.94	4.73	- DNS - 1:04.60 (1./1.)	1.87 1.92	4.70 4.71	1:03.77 (1./1.) 1:03.61 (1./1.)		2:07.38 (1.) 135,657
2.	77	VÁCHAL Lukáš Kocour Racing Team	CZ 1980	Formule Kart Yamaha 1000 E2/C-1600	1.73 1.67	4.33	1:10.79 (2./1.) 1:09.30 (2./2.)	1.69 1.73	4.35 4.40	1:08.10 (3./2.) 1:07.24 (2./2.)	+7,960 +7,960	2:15.34 (2.) 127,678
3.	88	VÁCHAL Ondřej Kocour Racing Team	CZ 1982	Formule Kart Yamaha 1000 E2/C-1600	1.71	4.39	- DNS - 1:10.29 (3./3.)	1.63 1.64	4.26 4.28	1:09.70 (5./3.) 1:09.28 (5./3.)	+11,600 +3,640	2:18.98 (5.) 124,334
4.	11	BUCHAR Jaroslav BRC	CZ 1961	Formule Van Diemen E2/C-2000	1.92 1.95	5.22	1:14.42 (6./1.) 1:12.36 (6./1.)	1.88 1.84	5.05 4.99	1:11.36 (8./1.) 1:11.09 (8./1.)	+15,070 +3,470	2:22.45 (7.) 121,306
	1	MADRIAN Ferdinand Mad Racing Power	AT 1960	Norma M 20 F E2/C+2000	2.58		- DNF - - DNS -			- DNS - - DNS - - DNS -		- DNF -

Competition / Weather Information

Qualification					RACE				
	Time	Weather	Temp. (°C)			Time	Weather	Temp. (°C)	
			Air	Road				Air	Road
1st Round	9:16 - 10:15	Sunny	16	12	1st Round	12:28 - 13:21	Sunny	21	19
2nd Round	10:56 - 11:43	Sunny	18	14	2nd Round	14:09 - 14:54	Sunny	21	20
					3rd Round	-			

Statistics

		Time			Speed (km/h)			Competitors / Nations		
		Min	Max	Avg.	Max	Min	Avg.	in start list	started	with results
Qualification	1st Round	1:08.950	2:43.800	1:31.184	125,308	52,747	94,753	57/3	41/3	39/3
	2nd Round	1:04.600	1:56.180	1:25.333	133,746	74,367	101,250	56/3	41/3	40/2
RACE	1st Round	1:03.770	1:55.690	1:22.973	135,487	74,682	104,130	56/3	41/3	40/2
	2nd Round	1:03.610	1:57.000	1:23.160	135,828	73,846	103,895	56/3	41/3	41/2
	3rd Round							56/3	0/3	0/0

Race Director GÄNSDORFER Aleš (CZE)	Sport Marshal IHA  BARTL Miroslav (CZE)	Main Timekeeper  ŠABÍK L'uboš (SVK)
--	--	--

Maverick Rescue EuroCup 2012

I. Memoriál Ámose Krejčího, 19.5.2013

Brno - Pisárky, 17. - 19. 5. 2013




Lady Trophy

Jury / Competition Management				Hill Data			
Chief of Competition	GÄNSDORFER Aleš (CZE)			Start Altitude	264 m		
Race Director	GÄNSDORFER Aleš (CZE)			Finish Altitude	388 m		
Vice chairman				Vertical Drop	124 m		
Sport Marshal IHA	BARTL Miroslav (CZE)			Course Length	2400 m		
Technical Marshal IHA	DANĚK Pavel (CZE)			Min course Width	7 m		
				Count of right-hand bend			
				Count of left-hand bend			
				Hill Record	: - DNS -		

Rank	No	Driver Entrant	Country Bird	Car Class	Qualification			RACE				Diff. Prev.	TIME Speed (km/h)
					20 m	100 m	m	Time	20m	100m	m		
1.	202	ZOUFALÁ Martina Autocross Team K&M	CZ 1989	Škoda Felicia E1-1600	2.84	6.75	1:30.04 (22./3.)	2.64			1:27.02 (28./3.)	+18,920	2:53.04 (3.) 99,861
					2.66	6.58	1:28.97 (27./3.)	2.60	6.45	1:26.02 (26./3.)	-DNS-		
2.	118	DIVIŠOVÁ Alexandra .j.	CZ 1977	Renault Clio E1-2000	2.67	6.79	1:53.06 (34./5.)	2.60	6.67	1:38.21 (37./6.)	+18,920	3:11.96 (6.) 90,019	
					2.74	6.94	1:42.16 (37./5.)	2.63	6.73	1:33.75 (37./6.)			-DNS-

Competition / Weather Information									
Qualification					RACE				
	Time	Weather	Temp. (°C)			Time	Weather	Temp. (°C)	
			Air	Road				Air	Road
1st Round	9:16: - 10:15	Sunny	16	12	1st Round	12:28 - 13:21	Sunny	21	19
2nd Round	10:56 - 11:43	Sunny	18	14	2nd Round	14:09 - 14:54	Sunny	21	20
					3rd Round	-			

Statistics											
		Time			Speed (km/h)				Competitors / Nations		
		Min	Max	Avg.	Max	Min	Avg.	in start list	started	with results	
Qualification	1st Round	1:08.950	2:43.800	1:31.184	125,308	52,747	94,753	57/3	41/3	39/3	
	2nd Round	1:04.600	1:56.180	1:25.333	133,746	74,367	101,250	56/3	41/3	40/2	
RACE	1st Round	1:03.770	1:55.690	1:22.973	135,487	74,682	104,130	56/3	41/3	40/2	
	2nd Round	1:03.610	1:57.000	1:23.160	135,828	73,846	103,895	56/3	41/3	41/2	
	3rd Round							56/3	0/3	0/0	

Race Director  GÄNSDORFER Aleš (CZE)	Sport Marshal IHA  BARTL Miroslav (CZE)	Main Timekeeper  ŠABÍK L'uboš (SVK)
---	--	--

Maverick Rescue EuroCup 2012

I. Memoriál Ámose Krejčího, 19.5.2013

Brno - Pisárky, 17. - 19. 5. 2013

Junior Trophy



Jury / Competition Management				Hill Data			
Chief of Competition	GÄNSDORFER Aleš (CZE)			Start Altitude	264 m		
Race Director	GÄNSDORFER Aleš (CZE)			Finish Altitude	388 m		
Vice chairman				Vertical Drop	124 m		
Sport Marshal IHA	BARTL Miroslav (CZE)			Course Length	2400 m		
Technical Marshal IHA	DANĚK Pavel (CZE)			Min course Width	7 m		
				Count of right-hand bend			
				Count of left-hand bend			
				Hill Record	: - DNS -		

Rank	№	Driver Entrant	Country Bird	Car Class	Qualification			RACE			Diff. Prev.	TIME Speed (km/h)
					20 m	100 m	m	Time	20m	100m		
1.	199	FIRTĽ ML. Stanislav Firtl Motorsport	CZ 1991	Škoda Octavia TDi E1-2000	2.56 2.49	6.15 6.03	1:14.76 (7./2.) 1:12.82 (7./1.)	2.37 2.49	5.77 6.05	1:12.41 (10./2.) 1:12.80 (9./2.)		2:25.21 (2.) 119,000
2.	411	CHYTIL Ondřej Martin Chytil	CZ 1991	Škoda 130 L HA1-1300	2.47 2.44	6.41 6.34	1:24.60 (18./2.) 1:26.17 (23./2.)	2.98 2.64	7.48 6.87	1:25.71 (25./3.) 1:26.51 (27./3.)	+27,010 +27,010	2:52.22 (3.) 100,337
3.	401	ŽÁČEK Michal Žáček	CZ 2000	Škoda 125 HA1-1300	2.62 2.57	7.19 7.11	1:38.84 (31./6.) 1:35.55 (35./5.)	2.57 2.45	7.04 6.80	1:32.13 (33./4.) 1:31.49 (35./5.)	+38,410 +11,400	3:03.62 (4.) 94,107
4.	399	SYTAŘ Jakub Firtl Motorsport	CZ 1998	Opel Corsa S1-1600	3.91 2.72	9.96 7.41	1:40.03 (33./3.) 1:33.89 (34./4.)	2.96 2.85	7.78 7.46	1:34.14 (35./4.) 1:29.87 (32./4.)	+38,800 +0,390	3:04.01 (4.) 93,908
5.	445	ŠVÁB Kamil HL Motorsport	CZ 1995	Škoda 120 HA1-1300	2.36 2.40	6.56 6.71	1:35.47 (29./5.) 1:32.99 (33./4.)	2.35 2.43	6.60 6.71	1:32.54 (34./5.) 1:31.76 (36./6.)	+39,090 +0,290	3:04.30 (5.) 93,760
	315	KOTTAN Mayor Adolf Junior Mad Racing Power	AT 1993	KTM X-bow S2	2.21	5.13	1:11.97 (3./1.) - DNS -			- DNS - - DNS - - DNS -		- DNF -

Rank	№	Driver Entrant	Country Bird	Car Class	Qualification			RACE			Diff. Prev.	TIME Speed (km/h)
					20 m	100 m	m	Time	20m	100m		

Competition / Weather Information									
Qualification					RACE				
	Time	Weather	Temp. (°C)			Time	Weather	Temp. (°C)	
			Air	Road				Air	Road
1st Round	9:16 - 10:15	Sunny	16	12	1st Round	12:28 - 13:21	Sunny	21	19
2nd Round	10:56 - 11:43	Sunny	18	14	2nd Round	14:09 - 14:54	Sunny	21	20
					3rd Round	-			

Statistics										
		Time			Speed (km/h)			Competitors / Nations		
		Min	Max	Avg.	Max	Min	Avg.	in start list	started	with results
Qualification	1st Round	1:08.950	2:43.800	1:31.184	125,308	52,747	94,753	57/3	41/3	39/3
	2nd Round	1:04.600	1:56.180	1:25.333	133,746	74,367	101,250	56/3	41/3	40/2
RACE	1st Round	1:03.770	1:55.690	1:22.973	135,487	74,682	104,130	56/3	41/3	40/2
	2nd Round	1:03.610	1:57.000	1:23.160	135,828	73,846	103,895	56/3	41/3	41/2
	3rd Round							56/3	0/3	0/0

Race Director GÄNSDORFER Aleš (CZE)	Sport Marshal IHA  BARTL Miroslav (CZE)	Main Timekeeper  ŠABÍK Luboš (SVK)
--	--	---