

Maverick Rescue EuroCup 2012

I. Šternberský vrch 2013, 29.6.2013

Šternberk, 28. - 30. 6. 2013

Absolute Results

Jury / Competition Management		Hill Data	
Chief of Competition	GÄNSDORFER Aleš (CZE)	Start Altitude	382 m
Race Director	GÄNSDORFER Aleš (CZE)	Finish Altitude	441 m
Vice chairman	NYKODÝMOVÁ Jana (CZE)	Vertical Drop	59 m
Sport Marshal IHA	BARTL Miroslav (CZE)	Course Length	2690 m
Technical Marshal IHA	DANĚK Pavel (CZE)	Min course Width	8 m
		Count of right-hand bend	
		Count of left-hand bend	
		Hill Record	2011, KOMÁREK David Norma M20F: 1:09.81

Rank	No	Driver Entrant	Country Bird	Car Class	Qualification			RACE				Diff. Prev. Speed (km/h)	TIME
					20 m	100 m	m	Time	20m	100m	m		
1.	3	STEHLIK Karel KV Motorsport Team	CZ	Mitsubishi Colt E1+2000	1.52 1.66	4.17 4.17	1:21.33 (1./1.) 1:20.37 (2./1.)	1.52 1.51	3.89 4.11	1:19.09 (1./1.) 1:18.92 (1./1.)		2:38.01 (1.) 122,575 Δ 0,170 (7.)	
2.	1	MADRIAN Ferdinand Mad Racing Power	AT	Norma M 20 F E2/C+2000	2.03 1.80	4.69 4.26	1:21.73 (2./1.) 1:18.00 (1./1.)	1.81 1.93	4.33 4.49	1:22.84 (2./1.) 1:19.60 (2./1.)	+4,430 +4,430	2:42.44 (1.) 115,232 Δ 3,240 (54.)	
3.	5	CICHA Veronika KV Motorsport Team	CZ	Mitsubishi WRC 05 E1+2000	1.77 1.81	4.72 4.76	1:28.85 (5./3.) 1:27.37 (5./3.)	1.68 1.90	4.41 4.79	1:22.84 (2./2.) 1:24.52 (5./3.)	+9,350 +4,920	2:47.36 (2.) 115,727 Δ 1,680 (39.)	
4.	2	MLEJNEK Aleš REC	CZ	Gloria C8F E2/C-1600	1.74 1.94	4.61 4.83	1:24.36 (3./1.) 1:22.85 (3./1.)	1.74 1.75	4.52 4.54	1:27.51 (5./1.) 1:21.50 (3./1.)	+11,000 +1,650	2:49.01 (1.) 114,597 Δ 6,010 (65.)	
5.	221	MEIXNER Richard KV Motorsport team	CZ	Mitsubishi Lancer Evo VIII E1+2000	1.71 1.77	4.38 4.48	1:26.46 (4./2.) 1:27.24 (4./2.)	1.61 1.73	4.23 4.42	1:30.09 (11./3.) 1:23.68 (4./2.)	+15,760 +4,760	2:53.77 (3.) 111,458 Δ 6,410 (67.)	
6.	88	VÁCHAL Ondřej Kocour Racing Team	CZ	Formule Kart Yamaha 1000 E2/C-1600	1.58 1.60	4.23 4.25	1:33.60 (11./3.) 1:30.63 (8./3.)	1.59 1.64	4.16 4.25	1:28.67 (9./2.) 1:26.89 (6./2.)	+17,550 +1,790	2:55.56 (2.) 110,321 Δ 1,780 (44.)	
7.	177	BACULIK Radim RRauto Racing Team	CZ	Škoda Fabia 1.9 TDi 4x4 E1-2000	1.77 1.66	4.84 5.20	2:40.34 (76./10.) 1:31.34 (13./4.)	1.74 1.70	4.80 5.18	1:28.39 (7./2.) 1:28.25 (7./1.)	+18,630 +1,080	2:56.64 (1.) 109,647 Δ 0,140 (6.)	
8.	198	FIBICH Václav Fibich Václav přeprava osob	CZ	Opel Corsa E1-2000	2.11 2.07	5.24 5.17	1:31.59 (9./2.) 1:27.89 (6./1.)	2.08 2.14	5.18 5.28	1:28.39 (7./2.) 1:28.59 (8./2.)	+18,970 +0,340	2:56.98 (2.) 109,436 Δ 0,200 (9.)	
9.	451	SURÓWKA Jaroslav JS Racing o.s.	CZ	Formule Mondial MTX 1-06 HA2	1.80 1.73	5.09 4.92	1:33.52 (10./1.) 1:31.07 (10./1.)	1.74 1.72	4.95 4.90	1:29.33 (10./1.) 1:29.04 (10./1.)	+20,360 +1,390	2:58.37 (1.) 108,583 Δ 0,290 (11.)	
10.	184	BOHÁČ Milan LRT-Renault Chrudim	CZ	Renault Clio E1-2000	2.14 2.35	5.26 5.56	1:29.96 (7./1.) 1:31.13 (11./2.)	2.06 2.14	5.19 5.23	1:27.41 (4./1.) 1:31.87 (14./4.)	+21,270 +0,910	2:59.28 (3.) 108,032 Δ 4,460 (61.)	
11.	125	DOSEĐEL Dušan DK-mont	CZ	Subaru Impreza WRX STI E1+2000	1.83 1.91	4.57 4.69	1:36.09 (13./4.) 1:32.07 (15./4.)	1.77 1.79	4.34 4.37	1:30.20 (13./4.) 1:30.03 (12./4.)	+22,220 +0,950	3:00.23 (4.) 107,463 Δ 0,170 (7.)	
12.	20	CERNIN Vaclav KV Motorsport Team	CZ	Mitsubishi Lancer EVO IV E2SH	1.70 1.80	4.78 4.83	1:30.82 (8./1.) 1:31.02 (9./1.)	1.77 1.75	4.81 4.79	1:27.91 (6./1.) 1:35.18 (22./1.)	+25,080 +2,860	3:03.09 (1.) 105,784 Δ 7,270 (69.)	



Rank	No	Driver Entrant	Country Bird	Car Class	Qualification			RACE				Diff. Prev.	TIME Speed (km/h)
					20 m	100 m	m	Time	20m	100m	m		
13.	77	VÁCHAL Lukáš Kocour Racing Team	CZ 1980	Formule Kart Yamaha 1000 E2/C-1600	1.61 1.61	4.21 4.21	1:29.79 (6./2.) 1:29.57 (7./2.)	1.59 1.70	4.16 4.39	1:34.91 (18./3.) 1:28.93 (9./3.)	+25,830 +0,750	3:03.84 (3.) 105,352 Δ 5,980 (64.)	
14.	199	FIRTĽ ML. Stanislav Firtl Motorsport	CZ 1991	Škoda Octavia TDi E1-2000	2.24 2.16	5.61 5.54	1:37.07 (15./4.) 1:35.05 (21./6.)	2.13 2.06	5.49 5.37	1:32.97 (15./4.) 1:32.66 (15./5.)	+27,620 +1,790	3:05.63 (4.) 104,337 Δ 0,310 (13.)	
15.	182	JAJCAY Pavol Autoklub Pezinok	SK 1982	Nissan Sunny E1-2000	2.21 2.17	5.50 5.43	1:37.91 (18./5.) 1:33.69 (17./5.)	2.16 2.12	5.46 5.37	1:33.10 (16./5.) 1:33.02 (17./6.)	+28,110 +0,490	3:06.12 (5.) 104,062 Δ 0,080 (3.)	
16.	250	DAVID Petr TDIFUN motorsport	CZ 1976	VW Golf TDI E1-2000	2.41 2.38	5.87 5.77	1:35.72 (12./3.) 1:31.20 (12./3.)	2.18 2.17	5.45 5.42	1:36.89 (26./7.) 1:29.60 (11./3.)	+28,480 +0,370	3:06.49 (6.) 103,855 Δ 7,290 (70.)	
17.	306	ČEPIČKA Vlastimil Šternberk	CZ 1962	Mitsubishi Lancer S1+2000	1.72 1.58	4.53	1:39.42 (22./1.) 1:34.13 (18./2.)	1.64 1.62	4.59 4.54	1:32.94 (14./1.) 1:34.42 (20./2.)	+29,350 +0,870	3:07.36 (1.) 103,373 Δ 1,480 (32.)	
18.	360	WINTER Jaroslav AMK Hořice	CZ 1959	Honda Civic Type R S1-2000	2.33 2.10	5.46	1:37.28 (16./1.) 1:34.55 (20./1.)	2.12 2.15	5.51 5.56	1:34.04 (17./1.) 1:33.51 (18./1.)	+29,540 +0,190	3:07.55 (1.) 103,268 Δ 0,530 (18.)	
19.	337	HOLÁN Ivo Pivín	CZ 1975	Subaru Impreza Sti S1+2000	1.75 1.66	5.28	2:04.64 (72./2.) 1:33.60 (16./1.)	1.68 1.65	4.80 4.76	1:36.20 (24./2.) 1:32.79 (16./1.)	+30,980 +1,440	3:08.99 (2.) 102,482 Δ 3,410 (55.)	
20.	11	BUCHAR Jaroslav BRC	CZ 1961	Formule Van Diemen E2/C-2000	1.77 1.81	4.77 4.88	1:38.51 (19./1.) 1:36.26 (25./1.)	1.74 1.71	4.75 4.71	1:35.48 (21./1.) 1:33.98 (19./1.)	+31,450 +0,470	3:09.46 (1.) 102,227 Δ 1,500 (34.)	
21.	133	KRETZ Michal KLM Motorsport	CZ 1980	Škoda Fabia E1+2000	2.36 2.29	5.72	1:39.12 (21./5.) 1:35.55 (23./5.)	2.21 2.28	5.60 5.76	1:35.75 (23./5.) 1:35.01 (21./5.)	+32,750 +1,300	3:10.76 (5.) 101,531 Δ 0,740 (22.)	
22.	138	PFEIFER Manuel Pfeifer Motorsport Videos	AT 1988	Honda Civic Type R E1-2000	2.56 2.30	6.72 5.87	3:56.58 (78./11.) 1:36.29 (26./7.)	2.29 2.24	5.93 5.80	1:35.71 (22./6.) 1:35.77 (26./7.)	+33,470 +0,720	3:11.48 (7.) 101,149 Δ 0,060 (1.)	
23.	128	KRATOCHVÍL JAN HRT	CZ 1972	Mitsubishi Lancer Evo IX E1+2000	2.22 1.97	5.76 5.42	1:46.54 (40./6.) 1:39.76 (31./6.)	1.77 1.77	5.02 5.02	1:37.04 (28./6.) 1:35.48 (23./6.)	+34,510 +1,040	3:12.52 (6.) 100,603 Δ 1,560 (35.)	
24.	242	MACEK Vojtěch Motokáry Bruntál	CZ 1946	Škoda 1500 R E1-1600	1.87 1.93	5.36 5.46	1:38.67 (20./1.) 1:38.62 (27./1.)	1.87 1.88	5.32 5.38	1:36.92 (27./1.) 1:37.50 (27./1.)	+36,410 +1,900	3:14.42 (1.) 99,619 Δ 0,580 (19.)	
25.	389	ZIMÁK Martin KV Motor Sport a.s	CZ 1989	Citroen Saxo Vts S1-1600	2.15 2.15	5.51	1:37.05 (14./1.) 1:34.33 (19./1.)	2.15 2.14	5.67 5.52	1:39.75 (31./2.) 1:35.61 (25./1.)	+37,350 +0,940	3:15.36 (1.) 99,140 Δ 4,140 (59.)	
26.	496	JELÍNEK Libor AutoJelinek	CZ 1949	BMW BMW 3,5 CSL HA1+2000	2.14 2.24	5.41 5.60	1:40.65 (26./1.) 1:39.97 (32./1.)	2.14 2.16	5.46 5.40	1:36.87 (25./1.) 1:38.49 (28./1.)	+37,350 +0,000	3:15.36 (1.) 99,140 Δ 1,620 (36.)	
27.	437	TOMEČEK Lukáš	CZ 1985	VW Golf I HA1-2000	2.02 2.08	5.50 5.49	1:37.52 (17./1.) 1:35.60 (24./1.)	2.05 2.09	5.44 5.51	1:40.57 (36./1.) 1:35.51 (24./1.)	+38,070 +0,720	3:16.08 (1.) 98,776 Δ 5,060 (63.)	
28.	388	ÁZSÓTH Ladislav DECAM Motorsport	CZ 1959	Citroen Saxo S1-1600	2.20 2.06	5.77	1:39.95 (24./2.) 1:39.59 (30./2.)	2.09 2.08	5.72 5.69	1:37.88 (29./1.) 1:39.63 (33./2.)	+39,500 +1,430	3:17.51 (2.) 98,061 Δ 1,750 (43.)	
29.	40	OSLADIL Jan Autosport Osladil	CZ 1944	Formule Delta 2 E2/C-1600	1.89 1.81	5.19 4.99	1:44.04 (33./4.) 4:25.04 (76./4.)	1.78 1.80	5.02 5.00	1:40.03 (34./4.) 1:38.90 (30./4.)	+40,920 +1,420	3:18.93 (4.) 97,361 Δ 1,130 (26.)	
30.	302	MADRÍAN Joanna Mad Racing Power	AT 1983	KTM X-Bow S2	1.98 2.00	5.50 5.10	1:48.23 (44./2.) 1:42.83 (38./2.)	2.19 1.87	5.56 4.94	1:40.66 (37./2.) 1:38.65 (29./1.)	+41,300 +0,380	3:19.31 (1.) 97,175 Δ 2,010 (45.)	
31.	150	PLEVA Martin AMK Vrbo pod Pradědem	CZ 1979	Škoda 120 S 1400 E1-1400	2.04 1.92	5.71 5.51	1:41.69 (27./1.) 1:40.18 (33./2.)	1.97 1.87	5.56 5.45	1:39.84 (32./2.) 1:40.07 (35./1.)	+41,900 +0,600	3:19.91 (1.) 96,884 Δ 0,230 (10.)	
32.	19	MÜLLER Lukáš L.M. Racing	CZ 1986	Škoda 100 E2SH	2.01 2.07	5.65 5.69	1:40.58 (25./2.) 1:40.90 (34./2.)	1.99 2.05	5.65 5.66	1:40.99 (38./2.) 1:39.31 (31./2.)	+42,290 +0,390	3:20.30 (2.) 96,695 Δ 1,680 (39.)	
33.	412	STRNAD Petr Hostr Team Racing	CZ 1965	Škoda 130 RS HA1-1300	1.95 1.92	5.58 5.48	1:42.59 (29./1.) 1:41.48 (36./1.)	1.94 1.90	5.48 5.49	1:41.50 (39./1.) 1:41.97 (39./1.)	+45,460 +3,170	3:23.47 (1.) 95,188 Δ 0,470 (16.)	
34.	214	ŠUSTR Miloslav BP Autosport	CZ 1952	Škoda Favorit E1-1400	2.11	5.81	1:45.19 (38./4.) 1:44.71 (43./6.)	2.09 2.05	5.71 5.71	1:42.67 (40./4.) 1:41.21 (37./3.)	+45,870 +0,410	3:23.88 (2.) 94,997 Δ 1,460 (31.)	
35.	244	FILIPÍN Jiří JiFicar Racing Team	CZ 1978	Suzuki Swift GTI E1-1400	2.19 2.09	5.78	1:44.24 (34./2.) 1:43.31 (39./3.)	2.14 2.14	5.85 5.81	1:43.33 (43./5.) 1:41.03 (36./2.)	+46,350 +0,480	3:24.36 (3.) 94,774 Δ 2,300 (49.)	
36.	210	HRUBÝ Milan ScuderiaMotorsport	CZ 1988	Škoda FR16 E1-1600	2.21 2.07	5.78 5.55	1:42.83 (31./3.) 1:41.12 (35./2.)	2.13 2.11	5.78 5.64	1:42.97 (42./2.) 1:41.57 (38./3.)	+46,530 +0,180	3:24.54 (2.) 94,691 Δ 1,400 (30.)	
37.	113	MALEŇÁK Dušan AMK Masarykův okruh	CZ 1977	Škoda 130 LR/H E1-1400	2.07 1.84	6.39 5.79	1:47.73 (42./5.) 1:43.91 (42./5.)	1.83 1.84	5.41 5.50	1:40.49 (35./3.) 1:44.76 (44./4.)	+47,240 +0,710	3:25.25 (4.) 94,363 Δ 4,270 (60.)	
38.	484	ZELENÝ Milan Historic Racing Club Jihlava	CZ 1984	Škoda 130 LR/A HA1-1300	2.16 2.01	6.19 5.73	1:49.32 (47./3.) 3:07.36 (73./10.)	2.02 2.03	5.67 5.68	1:42.81 (41./2.) 1:42.73 (42./2.)	+47,530 +0,290	3:25.54 (2.) 94,230 Δ 0,080 (3.)	

Rank	No	Driver Entrant	Country Bird	Car Class	Qualification			RACE				Diff. Prev.	TIME Speed (km/h)
					20 m	100 m	m	Time	20m	100m	m		
39.	118	DIVIŠOVÁ Alexandra J.	CZ 1977	Renault Clio E1-2000	2.35 2.23	5.78	1:52.82 (57./7.) 1:47.76 (50./9.)	2.16 2.14	5.59 5.60	1:44.21 (45./8.) 1:42.49 (41./9.)	+48,690 +1,160	3:26.70 (8.) 93,701 Δ 1,720 (42.)	
40.	136	NOVÁKY Pepo Autopepo	SK 1977	VW Jetta E1-2000	2.20 2.22	5.95 5.83	1:48.84 (46./6.) 1:47.04 (48./8.)	2.14 2.16	5.72 5.75	1:44.66 (46./9.) 1:42.33 (40./8.)	+48,980 +0,290	3:26.99 (9.) 93,570 Δ 2,330 (50.)	
41.	206	SEDLÁČEK Vlastimil Jupi Team	SK 1956	Honda Civic E1-1600	2.39 2.44	6.16 6.19	1:46.22 (39./5.) 1:45.17 (45./4.)	2.37 2.34	6.07 6.00	1:44.69 (47./3.) 1:44.19 (43./4.)	+50,870 +1,890	3:28.88 (3.) 92,723 Δ 0,500 (17.)	
42.	411	CHYTL Ondřej Martin Chytil	CZ 1991	Škoda 130 L HA1-1300	2.51 2.48	6.63 6.35	1:53.89 (60./7.) 1:47.56 (49./3.)	2.35 2.29	6.10 5.96	1:46.11 (50./4.) 1:44.82 (45./3.)	+52,920 +2,050	3:30.93 (3.) 91,822 Δ 1,290 (28.)	
43.	362	KAŠPAR Vilém VPK Motors	CZ 1983	Škoda Fabia RS S1-2000	2.31 2.18	6.09 5.89	1:54.90 (61./3.) 2:05.26 (69./2.)	2.22 2.28	5.95 6.00	1:44.90 (48./2.) 1:46.57 (49./2.)	+53,460 +0,540	3:31.47 (2.) 91,587 Δ 1,670 (37.)	
44.	468	MESÁROŠ Ján MEŠI	SK 1955	Škoda 120S HA1-1300	2.10 2.05	6.05 5.87	1:51.00 (53./6.) 1:48.47 (52./5.)	2.05 2.05	5.78 5.82	1:45.23 (49./3.) 1:46.44 (48./5.)	+53,660 +0,200	3:31.67 (4.) 91,501 Δ 1,210 (27.)	
45.	494	MESAROS Martin Autoklub Pezínok	SK 1988	Škoda 120 LS HA1-1300	2.02 1.97	5.76 5.68	1:48.12 (43./2.) 1:47.03 (47./2.)	1.95 1.99	5.64 5.69	1:46.34 (52./6.) 1:46.40 (47./4.)	+54,730 +1,070	3:32.74 (5.) 91,041 Δ 0,060 (1.)	
46.	218	KOPIŠTĚ Jaroslav Hobby Racing Team Kutná Hora	CZ 1974	Škoda 120 S E1-1400	2.69 2.00	5.80	1:53.49 (58./7.) 1:50.75 (58./7.)	2.06 2.09	5.89 5.90	1:47.13 (53./7.) 1:47.00 (51./5.)	+56,120 +1,390	3:34.13 (5.) 90,450 Δ 0,130 (5.)	
47.	499	PLEVA Leopold AMK Vrbovo pod Pradědem	CZ 1947	Škoda 120 S HA1-1300	2.16 2.11	6.12 5.87	1:50.61 (51./5.) 1:47.88 (51./4.)	2.03 2.09	5.75 5.91	1:46.13 (51./5.) 1:48.83 (55./6.)	+56,950 +0,830	3:34.96 (6.) 90,100 Δ 2,700 (52.)	
48.	455	PERDOCH Stanislav	CZ 1952	Honda CRX HA1-2000	2.34 2.40	6.31 6.33	1:50.88 (52./2.) 1:49.61 (56./2.)	2.38 2.30	6.31 6.11	1:47.85 (55./2.) 1:47.14 (52./2.)	+56,980 +0,030	3:34.99 (2.) 90,888 Δ 0,710 (21.)	
49.	387	ŠTĚPÁNEK Jan TU Brno Racing	CZ 1989	Citroën Saxo S1-1600	2.28 2.23	5.98	1:48.39 (45./3.) 1:45.78 (46./3.)	2.27 2.22	6.13 5.91	1:49.61 (63./3.) 1:45.74 (46./3.)	+57,340 +0,360	3:35.35 (3.) 89,937 Δ 3,870 (57.)	
50.	234	FOLDI Marek Autoklub Pezínok	SK 1988	Seat Leon E1-2000	2.63 2.49	6.70 6.25	1:56.24 (65./8.) 1:49.47 (54./10.)	2.41 2.44	6.18 6.19	1:48.92 (58./10.) 1:46.77 (50./10.)	+57,680 +0,340	3:35.69 (10.) 89,796 Δ 2,150 (47.)	
51.	488	KLEVETA Pavel PK-KOV	CZ 1957	Renault 8 Gordini HA1-1300	1.96 2.01	5.92 5.97	1:49.56 (50./4.) 1:49.51 (55./6.)	1.96 2.07	5.95 6.02	1:48.72 (57./7.) 1:49.02 (57./7.)	+59,730 +2,050	3:37.74 (7.) 88,950 Δ 0,300 (12.)	
52.	410	OSLADIL Jan Autosport Osladil	CZ 1968	Formule Škoda MTX 1-01 HA2	2.01 2.05	5.90 5.96	1:55.49 (63./2.) 1:50.92 (59./2.)	1.98 1.90	5.76 5.71	1:49.55 (62./2.) 1:48.20 (53./2.)	+59,740 +0,010	3:37.75 (2.) 88,946 Δ 1,350 (29.)	
53.	432	FILGAS Svatopluk Walachian National Team	CZ 1970	Ford Sierra XR 4x4 HA1+2000	1.95 2.08	5.89 6.06	1:51.39 (54./2.) 3:39.40 (75./2.)	2.03 2.03	6.01 6.06	1:49.00 (59./2.) 1:51.06 (59./2.)	+62,050 +2,310	3:40.06 (2.) 88,012 Δ 2,060 (46.)	
54.	406	CHYTL Martin Martin Chytil	CZ 1977	Škoda 120 S HA1-2000	2.32 2.27	6.85 6.39	2:00.68 (68./4.) 1:56.01 (63./4.)	2.16 2.25	6.16 6.41	1:49.36 (61./3.) 1:52.26 (62./3.)	+63,610 +1,560	3:41.62 (3.) 87,393 Δ 2,900 (53.)	
55.	317	DAWE Pálka David Ludslavice	CZ 1992	Toyota Celica S1-1600	2.37 2.42	6.48 6.62	1:53.76 (59./4.) 1:52.54 (60./4.)	2.39 2.39	6.47 6.44	1:50.80 (64./4.) 1:51.22 (60./4.)	+64,010 +0,400	3:42.02 (4.) 87,235 Δ 0,420 (15.)	
56.	106	JARABEK Miro M3M Racing Team	SK 1977	VW Golf KIT E1+2000	2.42 2.36	6.39 6.43	1:52.26 (55./7.) 1:53.91 (62./7.)	2.31 2.35	6.35 6.37	1:51.61 (65./7.) 1:50.85 (58./7.)	+64,450 +0,440	3:42.46 (7.) 87,063 Δ 0,760 (23.)	
57.	480	HRADIL Vladimír Škoda	CZ 1950	Škoda 110R HA1-1300	2.18 2.13	6.24 6.16	1:55.94 (64./8.) 2:59.98 (72./9.)	2.20 2.10	6.22 6.08	1:53.01 (67./8.) 1:51.33 (61./8.)	+66,330 +1,880	3:44.34 (8.) 86,333 Δ 1,680 (39.)	
58.	409	CHYTL Jaroslav Martin Chytil	CZ 1953	Škoda 110 R HA1-2000	2.20 2.22	6.08 6.07	1:57.87 (67./3.) 1:53.32 (61./3.)	2.08 2.35	5.98 6.36	1:53.27 (68./4.) 1:52.59 (63./4.)	+67,850 +1,520	3:45.86 (4.) 85,752 Δ 0,680 (20.)	
59.	301	VALENTÍK František Holešov	CZ 1967	Toyota Celica S1-1600	2.50 2.48	6.67 6.59	1:56.42 (66./5.) 3:08.14 (74./6.)	2.42 2.41	6.44 6.44	1:52.28 (66./5.) 1:58.32 (66./5.)	+72,590 +4,740	3:50.60 (5.) 83,990 Δ 6,040 (66.)	
60.	200	ŠTĚPÁNEK Milan Štěpa Racing Team	CZ 1952	BMW E36 1.8is E1-2000	2.33 2.20	6.32	2:04.28 (71./9.) 1:59.47 (65./11.)	2.32 2.37	6.69 6.60	1:57.48 (70./11.) 1:55.12 (64./11.)	+74,590 +2,000	3:52.60 (11.) 83,267 Δ 2,360 (51.)	
61.	401	ŽÁČEK Michal Žáček	CZ 2000	Škoda 125 HA1-1300	2.21 2.22	6.42 6.39	2:00.78 (69./9.) 1:56.42 (64./7.)	2.14 2.18	6.24 6.29	1:54.46 (69./9.) 1:58.44 (67./9.)	+74,890 +0,300	3:52.90 (9.) 83,160 Δ 3,980 (58.)	
62.	314	TURKOVIČ Ladislav Meši2	SK 1956	Renault Coupe S1-1600	2.39 2.50	6.93	2:48.52 (77./6.) 2:05.17 (68./5.)	2.53 2.71	6.93 7.13	2:01.94 (73./6.) 2:04.18 (68./6.)	+88,110 +13,220	4:06.12 (6.) 78,693 Δ 2,240 (48.)	
63.	445	ŠVÁB Kamil HL Motorsport	CZ 1995	Škoda 120 HA1-1300	3.11 2.17	7.57 6.65	2:04.96 (73./10.) 2:00.16 (66./8.)	2.09 2.14	6.12 6.55	1:59.84 (72./10.) 2:07.09 (69./10.)	+88,920 +0,810	4:06.93 (10.) 78,435 Δ 7,250 (68.)	
64.	102	VLAŠANY Radek Autoservis Neduchal	CZ 1981	Škoda Favorit Pick-Up E1-1400	2.12 2.07	5.40	1:52.79 (56./6.) 1:38.76 (28./1.)	2.04 2.17	5.32 5.75	1:38.53 (30./1.) 2:41.11 (72./6.)	+101,630 +12,710	4:19.64 (6.) 74,596 Δ 62,580 (71.)	

Rank	№	Driver Entrant	Country Bird	Car Class	Qualification			RACE				Diff. Prev.	TIME Speed (km/h)
					20 m	100 m	m	Time	20m	100m	m		
65.	132	MARČÁK Pavel HM Motorsport	CZ 1982	Fiat 126 E1-1150	2.60 2.44	7.58	2:22.51 (74./1.) 2:19.27 (70./1.)	2.55 2.56	8.01 7.72	2:21.21 (74./1.) 2:20.39 (70./1.)	+123,590 +21,960	4:41.60 (1.) 68,778 Δ 0,820 (24.)	
66.	312	ZWEIMUELLER Johnny MAD Racing Power	AT 1980	KTM X-bow S2	1.94	5.14	1:44.98 (37./1.) 1:39.57 (29./1.)	1.91 1.73	4.96 4.88	1:34.95 (19./1.) 3:07.84 (73./2.)	+124,780 +1,190	4:42.79 (2.) 68,489 Δ 92,890 (72.)	
67.	127	HRDLIČKA Ondřej HM Motorsport	CZ 1988	Fiat 126 E1-1150	2.79 2.62	7.99	2:28.85 (75./2.) 2:25.31 (71./2.)	2.53 2.47	7.66 7.77	2:23.20 (75./2.) 2:21.71 (71./2.)	+126,900 +2,120	4:44.91 (2.) 67,979 Δ 1,490 (33.)	
	121	CICÁK Viliam Podlužany	SK 1955	Citroën Saxo E1-1600	2.22 2.15	5.71 5.62	1:43.13 (32./4.) 1:43.45 (40./3.)	2.19 2.16	5.73 5.49	- DNF - 1:39.77 (34./2.)		- DNF -	
	103	SEIDL Rostislav	CZ 1983	Toyota Corolla 1600 GTI E1-1600	2.35 2.14	5.67	1:42.31 (28./2.) - DNF -			- DNF - - DNF - - DNF -		- DNF -	
	226	TOMAN Martin MKT Motorsport Olomouc	CZ 1971	Škoda F14K JM E1-1400	2.28 2.39	6.22	1:44.68 (35./3.) 1:43.51 (41./4.)	2.48	6.38	1:44.00 (44./6.)		- DNF -	
	330	SYTAŘ Petr Firtl Motorsport	CZ 1977	Renault Clio Sport S1-2000	2.57 2.31	6.92 6.01	1:44.89 (36./2.) - DNF -			- DNF - - DNF - - DNF -		- DNF -	

Competition / Weather Information									
Qualification					RACE				
	Time	Weather	Temp. (°C)			Time	Weather	Temp. (°C)	
			Air	Road				Air	Road
1st Round	9:16: - 10:50	Sunny	16	12	1st Round	13:45 - 15:05	Sunny	23	20
2nd Round	11:09 - 13:23	Sunny	18	14	2nd Round	14:58 - 16:42	Sunny	23	22
					3rd Round	-			

Statistics										
		Time			Speed (km/h)			Competitors / Nations		
		Min	Max	Avg.	Max	Min	Avg.	in start list	started	with results
Qualification	1st Round	1:21.330	3:56.580	1:49.227	119,070	40,933	88,659	79/3	78/3	78/3
	2nd Round	1:18.000	4:25.040	1:49.599	124,154	36,538	88,358	79/3	78/3	76/3
RACE	1st Round	1:19.090	2:23.200	1:42.046	122,443	67,626	94,898	79/3	76/3	75/3
	2nd Round	1:18.920	3:07.840	1:43.744	122,707	51,555	93,344	79/3	75/3	73/3
	3rd Round							79/3	0/3	0/0

Race Director GÄNSDORFER Aleš (CZE)	Sport Marshal IHA  BARTL Miroslav (CZE)	Main Timekeeper  ŠABÍK L'uboš (SVK)
--	--	--

Maverick Rescue EuroCup 2012

I. Šternberský vrch 2013, 29.6.2013

Šternberk, 28. - 30. 6. 2013

Jury / Competition Management				Hill Data			
Chief of Competition	GÄNSDORFER Aleš (CZE)			Start Altitude			382 m
Race Director	GÄNSDORFER Aleš (CZE)			Finish Altitude			441 m
Vice chairman	NYKODÝMOVÁ Jana (CZE)			Vertical Drop			59 m
Sport Marshal IHA	BARTL Miroslav (CZE)			Course Length			2690 m
Technical Marshal IHA	DANĚK Pavel (CZE)			Min course Width			8 m
				Count of right-hand bend			
				Count of left-hand bend			
				Hill Record			2011, KOMÁREK David Norma M20F: 1:09.81

Rank	No	Driver Entrant	Country Bird	Car Class	Qualification				RACE				Diff. Prev.	TIME Speed (km/h)
					20 m	100 m	m	Time	20m	100m	m	Time		
CLASS S1-1600														
1.	389	ZIMÁK Martin KV Motor Sport a.s	CZ 1989	Citroen Saxo Vts S1-1600	2.15 2.15	5.51	1:37.05 (14./1.) 1:34.33 (19./1.)	2.15 2.14	5.67 5.52	1:39.75 (31./2.) 1:35.61 (25./1.)			3:15.36 (25.) 99,140	
2.	388	ÁZSÓTH Ladislav DECAM Motorsport	CZ 1959	Citroen Saxo S1-1600	2.20 2.06	5.77	1:39.95 (24./2.) 1:39.59 (30./2.)	2.09 2.08	5.72 5.69	1:37.88 (29./1.) 1:39.63 (33./2.)	+2,150 +2,150		3:17.51 (28.) 98,061	
3.	387	ŠTĚPÁNEK Jan TU Brno Racing	CZ 1989	Citroen Saxo S1-1600	2.28 2.23	5.98	1:48.39 (45./3.) 1:45.78 (46./3.)	2.27 2.22	6.13 5.91	1:49.61 (63./3.) 1:45.74 (46./3.)	+19,990 +17,840		3:35.35 (49.) 89,937	
4.	317	DAWE Pálka David Ludslavice	CZ 1992	Toyota Celica S1-1600	2.37 2.42	6.48 6.62	1:53.76 (59./4.) 1:52.54 (60./4.)	2.39 2.39	6.47 6.44	1:50.80 (64./4.) 1:51.22 (60./4.)	+26,660 +6,670		3:42.02 (55.) 87,235	
5.	301	VALENTÍK František Holešov	CZ 1967	Toyota Celica S1-1600	2.50 2.48	6.67 6.59	1:56.42 (66./5.) 3:08.14 (74./6.)	2.42 2.41	6.44 6.44	1:52.28 (66./5.) 1:58.32 (66./5.)	+35,240 +8,580		3:50.60 (59.) 83,990	
6.	314	TURKOVIČ Ladislav Mešič	SK 1956	Renault Coupe S1-1600	2.39 2.50	6.93	2:48.52 (77./6.) 2:05.17 (68./5.)	2.53 2.71	6.93 7.13	2:01.94 (73./6.) 2:04.18 (68./6.)	+50,760 +15,520		4:06.12 (62.) 78,693	
CLASS S1-2000														
1.	360	WINTER Jaroslav AMK Hořice	CZ 1959	Honda Civic Type R S1-2000	2.33 2.10	5.46	1:37.28 (16./1.) 1:34.55 (20./1.)	2.12 2.15	5.51 5.56	1:34.04 (17./1.) 1:33.51 (18./1.)			3:07.55 (18.) 103,268	
2.	362	KAŠPAR Vilém VPK Motors	CZ 1983	Škoda Fabia RS S1-2000	2.31 2.18	6.09 5.89	1:54.90 (61./3.) 2:05.26 (69./2.)	2.22 2.28	5.95 6.00	1:44.90 (48./2.) 1:46.57 (49./2.)	+23,920 +23,920		3:31.47 (43.) 91,587	
	330	SYTAŘ Petr Firtl Motorsport	CZ 1977	Renault Clio Sport S1-2000	2.57 2.31	6.92 6.01	1:44.89 (36./2.) - DNF -			- DNS - - DNS - - DNS -			- DNF -	
CLASS S1+2000														
1.	306	ČEPIČKA Vlastimil Šternberk	CZ 1962	Mitsubishi Lancer S1+2000	1.72 1.58	4.53	1:39.42 (22./1.) 1:34.13 (18./2.)	1.64 1.62	4.59 4.54	1:32.94 (14./1.) 1:34.42 (20./2.)			3:07.36 (17.) 103,373	
2.	337	HOLÁN Ivo Pivín	CZ 1975	Subaru Impreza Sti S1+2000	1.75 1.66	5.28	2:04.64 (72./2.) 1:33.60 (16./1.)	1.68 1.65	4.80 4.76	1:36.20 (24./2.) 1:32.79 (16./1.)	+1,630 +1,630		3:08.99 (19.) 102,482	
CLASS E1-1150														

Rank	№	Driver Entrant	Country Bird	Car Class	Qualification				RACE				Diff. Prev.	TIME Speed (km/h)
					20 m	100 m	m		Time	20m	100m	m		
1.	132	MARČÁK Pavel HM Motorsport	CZ 1982	Fiat 126 E1-1150	2.60 2.44	5.71 7.58	2:22.51 (74./1.) 2:19.27 (70./1.)		2.55 2.56	8.01 7.72	2:21.21 (74./1.) 2:20.39 (70./1.)		-DNS-	4:41.60 (65.) 68,778
2.	127	HRDLIČKA Ondřej HM Motorsport	CZ 1988	Fiat 126 E1-1150	2.79 2.62	5.71 7.99	2:28.85 (75./2.) 2:25.31 (71./2.)		2.53 2.47	7.66 7.77	2:23.20 (75./2.) 2:21.71 (71./2.)		+3,310 +3,310	4:44.91 (67.) 67,979
CLASS E1-1400														
1.	150	PLEVA Martin AMK Vrbovo pod Pradědem	CZ 1979	Škoda 120 S 1400 E1-1400	2.04 1.92	5.71 5.51	1:41.69 (27./1.) 1:40.18 (33./2.)		1.97 1.87	5.56 5.45	1:39.84 (32./2.) 1:40.07 (35./1.)		-DNS-	3:19.91 (31.) 96,884
2.	214	ŠUSTR Miloslav BP Autosport	CZ 1952	Škoda Favorit E1-1400	2.11	5.81	1:45.19 (38./4.) 1:44.71 (43./6.)		2.09 2.05	5.71 5.71	1:42.67 (40./4.) 1:41.21 (37./3.)		+3,970 +3,970	3:23.88 (34.) 94,997
3.	244	FILIPÍN Jiří JiFicar Racing Team	CZ 1978	Suzuki Swift GTI E1-1400	2.19 2.09	5.78	1:44.24 (34./2.) 1:43.31 (39./3.)		2.14 2.14	5.85 5.81	1:43.33 (43./5.) 1:41.03 (36./2.)		+4,450 +0,480	3:24.36 (35.) 94,774
4.	113	MALEŇÁK Dušan AMK Masarykův okruh	CZ 1977	Škoda 130 LR/H E1-1400	2.07 1.84	6.39 5.79	1:47.73 (42./5.) 1:43.91 (42./5.)		1.83 1.84	5.41 5.50	1:40.49 (35./3.) 1:44.76 (44./4.)		+5,340 +0,890	3:25.25 (37.) 94,363
5.	218	KOPIŠTĚ Jaroslav Hobby Racing Team Kutná Hora	CZ 1974	Škoda 120 S E1-1400	2.69 2.00	5.80	1:53.49 (58./7.) 1:50.75 (58./7.)		2.06 2.09	5.89 5.90	1:47.13 (53./7.) 1:47.00 (51./5.)		+14,220 +8,880	3:34.13 (46.) 90,450
6.	102	VLAŠANÝ Radek Autoservis Neduchal	CZ 1981	Škoda Favorit Pick-Up E1-1400	2.12 2.07	5.40	1:52.79 (56./6.) 1:38.76 (28./1.)		2.04 2.17	5.32 5.75	1:38.53 (30./1.) 2:41.11 (72./6.)		+59,730 +45,510	4:19.64 (64.) 74,596
	226	TOMAN Martin MKT Motorsport Olomouc	CZ 1971	Škoda F14K JM E1-1400	2.28 2.39	6.22	1:44.68 (35./3.) 1:43.51 (41./4.)		2.48	6.38	1:44.00 (44./6.) - DNS - - DNS -		- DNS - - DNS - - DNS -	- DNF -
CLASS E1-1600														
1.	242	MACEK Vojtěch Motokáry Bruntál	CZ 1946	Škoda 1500 R E1-1600	1.87 1.93	5.36 5.46	1:38.67 (20./1.) 1:38.62 (27./1.)		1.87 1.88	5.32 5.38	1:36.92 (27./1.) 1:37.50 (27./1.)		-DNS-	3:14.42 (24.) 99,619
2.	210	HRUBÝ Milan Scuderia Motorsport	CZ 1988	Škoda FR16 E1-1600	2.21 2.07	5.78 5.55	1:42.83 (31./3.) 1:41.12 (35./2.)		2.13 2.11	5.78 5.64	1:42.97 (42./2.) 1:41.57 (38./3.)		+10,120 +10,120	3:24.54 (36.) 94,691
3.	206	SEDLÁČEK Vlastimil Jupi Team	SK 1956	Honda Civic E1-1600	2.39 2.44	6.16 6.19	1:46.22 (39./5.) 1:45.17 (45./4.)		2.37 2.34	6.07 6.00	1:44.69 (47./3.) 1:44.19 (43./4.)		+14,460 +4,340	3:28.88 (41.) 92,723
	121	CICÁK Viliam Podlužany	SK 1955	Citroën Saxo E1-1600	2.22 2.15	5.71 5.62	1:43.13 (32./4.) 1:43.45 (40./3.)		2.19 2.16	5.73 5.49	- DNF - 1:39.77 (34./2.)		- DNF - - DNS - - DNS -	- DNF -
	103	SEIDL Rostislav	CZ 1983	Toyota Corolla 1600 GTI E1-1600	2.35 2.14	5.67	1:42.31 (28./2.) - DNF -				- DNS - - DNS - - DNS -		- DNS - - DNS - - DNS -	- DNF -
CLASS E1-2000														
1.	177	BACULIK Radim RRauto Racing Team	CZ 1977	Škoda Fabia 1.9 TDi 4x4 E1-2000	1.77 1.66	4.84 5.20	2:40.34 (76./10.) 1:31.34 (13./4.)		1.74 1.70	4.80 5.18	1:28.39 (7./2.) 1:28.25 (7./1.)		-DNS-	2:56.64 (7.) 109,647
2.	198	FIBICH Václav Fibich Václav přeprava osob	CZ 1983	Opel Corsa E1-2000	2.11 2.07	5.24 5.17	1:31.59 (9./2.) 1:27.89 (6./1.)		2.08 2.14	5.18 5.28	1:28.39 (7./2.) 1:28.59 (8./2.)		+0,340 +0,340	2:56.98 (8.) 109,436
3.	184	BOHÁČ Milan LRT-Renault Chrudim	CZ 1957	Renault Clio E1-2000	2.14 2.35	5.26 5.56	1:29.96 (7./1.) 1:31.13 (11./2.)		2.06 2.14	5.19 5.23	1:27.41 (4./1.) 1:31.87 (14./4.)		+2,640 +2,300	2:59.28 (10.) 108,032
4.	199	FIRTL ML. Stanislav Firtl Motorsport	CZ 1991	Škoda Octavia TDi E1-2000	2.24 2.16	5.61 5.54	1:37.07 (15./4.) 1:35.05 (21./6.)		2.13 2.06	5.49 5.37	1:32.97 (15./4.) 1:32.66 (15./5.)		+8,990 +6,350	3:05.63 (14.) 104,337
5.	182	JAJCAY Pavol Autoklub Pezinok	SK 1982	Nissan Sunny E1-2000	2.21 2.17	5.50 5.43	1:37.91 (18./5.) 1:33.69 (17./5.)		2.16 2.12	5.46 5.37	1:33.10 (16./5.) 1:33.02 (17./6.)		+9,480 +0,490	3:06.12 (15.) 104,062
6.	250	DAVID Petr TDIFUN motorsport	CZ 1976	VW Golf TDi E1-2000	2.41 2.38	5.87 5.77	1:35.72 (12./3.) 1:31.20 (12./3.)		2.18 2.17	5.45 5.42	1:36.89 (26./7.) 1:29.60 (11./3.)		+9,850 +0,370	3:06.49 (16.) 103,855
7.	138	PFEIFER Manuel Pfeifer Motorsport Videos	AT 1988	Honda Civic Type R E1-2000	2.56 2.30	6.72 5.87	3:56.58 (78./11.) 1:36.29 (26./7.)		2.29 2.24	5.93 5.80	1:35.71 (22./6.) 1:35.77 (26./7.)		+14,840 +4,990	3:11.48 (22.) 101,149
8.	118	DIVIŠOVÁ Alexandra ./.	CZ 1977	Renault Clio E1-2000	2.35 2.23	5.78	1:52.82 (57./7.) 1:47.76 (50./9.)		2.16 2.14	5.59 5.60	1:44.21 (45./8.) 1:42.49 (41./9.)		+30,060 +15,220	3:26.70 (39.) 93,701
9.	136	NOVAKY Pepo Autopepo	SK 1977	VW Jetta E1-2000	2.20 2.22	5.95 5.83	1:48.84 (46./6.) 1:47.04 (48./8.)		2.14 2.16	5.72 5.75	1:44.66 (46./9.) 1:42.33 (40./8.)		+30,350 +0,290	3:26.99 (40.) 93,570
10.	234	FOLDI Marek Autoklub Pezinok	SK 1988	Seat Leon E1-2000	2.63 2.49	6.70 6.25	1:56.24 (65./8.) 1:49.47 (54./10.)		2.41 2.44	6.18 6.19	1:48.92 (58./10.) 1:46.77 (50./10.)		+39,050 +8,700	3:35.69 (50.) 89,796
11.	200	ŠTĚPÁNEK Milan Štěpa Racing Team	CZ 1952	BMW E36 1.8is E1-2000	2.33 2.20	6.32	2:04.28 (71./9.) 1:59.47 (65./11.)		2.32 2.37	6.69 6.60	1:57.48 (70./11.) 1:55.12 (64./11.)		+55,960 +16,910	3:52.60 (60.) 83,267

Rank	№	Driver Entrant	Country Bird	Car Class	Qualification			RACE				Diff. Prev.	TIME Speed (km/h)
					20 m	100 m	m	Time	20m	100m	m		
CLASS E1+2000													
1.	3	STEHLIK Karel KV Motorsport Team	CZ 1980	Mitsubishi Colt E1+2000	1.52 1.66	4.17 4.17	1:21.33 (1./1.) 1:20.37 (2./1.)	1.52 1.51	3.89 4.11	1:19.09 (1./1.) 1:18.92 (1./1.)	-DNS-	2:38.01 (1.) 122,575	
2.	5	CICHA Veronika KV Motorsport Team	CZ 1987	Mitsubishi WRC 05 E1+2000	1.77 1.81	4.72 4.76	1:28.85 (5./3.) 1:27.37 (5./3.)	1.68 1.90	4.41 4.79	1:22.84 (2./2.) 1:24.52 (5./3.)	+9,350 +9,350	2:47.36 (3.) 115,727	
3.	221	MEIXNER Richard KV Motorsport team	CZ 1953	Mitsubishi Lancer Evo VIII E1+2000	1.71 1.77	4.38 4.48	1:26.46 (4./2.) 1:27.24 (4./2.)	1.61 1.73	4.23 4.42	1:30.09 (11./3.) 1:23.68 (4./2.)	+15,760 +6,410	2:53.77 (5.) 111,458	
4.	125	DOSEĎĚL Dušan DK-mont	CZ 1972	Subaru Impreza WRX STi E1+2000	1.83 1.91	4.57 4.69	1:36.09 (13./4.) 1:32.07 (15./4.)	1.77 1.79	4.34 4.37	1:30.20 (13./4.) 1:30.03 (12./4.)	+22,220 +6,460	3:00.23 (11.) 107,463	
5.	133	KRETZ Michal KLM Motorsport	CZ 1980	Škoda Fabia E1+2000	2.36 2.29	5.72	1:39.12 (21./5.) 1:35.55 (23./5.)	2.21 2.28	5.60 5.76	1:35.75 (23./5.) 1:35.01 (21./5.)	+32,750 +10,530	3:10.76 (21.) 101,531	
6.	128	KRATOCHVÍL JAN HRT	CZ 1972	Mitsubishi Lancer Evo IX E1+2000	2.22 1.97	5.76 5.42	1:46.54 (40./6.) 1:39.76 (31./6.)	1.77 1.77	5.02 5.02	1:37.04 (28./6.) 1:35.48 (23./6.)	+34,510 +1,760	3:12.52 (23.) 100,603	
7.	106	JARABEK Miro M3M Racing Team	SK 1977	VW Golf KIT E1+2000	2.42 2.36	6.39 6.43	1:52.26 (55./7.) 1:53.91 (62./7.)	2.31 2.35	6.35 6.37	1:51.61 (65./7.) 1:50.85 (58./7.)	+64,450 +29,940	3:42.46 (56.) 87,063	
CLASS E2SH													
1.	20	CERNIN Vaclav KV Motorsport Team	CZ 1994	Mitsubishi Lancer EVO IV E2SH	1.70 1.80	4.78 4.83	1:30.82 (8./1.) 1:31.02 (9./1.)	1.77 1.75	4.81 4.79	1:27.91 (6./1.) 1:35.18 (22./1.)	-DNS-	3:03.09 (12.) 105,784	
2.	19	MÜLLER Lukáš L.M. Racing	CZ 1986	Škoda 100 E2SH	2.01 2.07	5.65 5.69	1:40.58 (25./2.) 1:40.90 (34./2.)	1.99 2.05	5.65 5.66	1:40.99 (38./2.) 1:39.31 (31./2.)	+17,210 +17,210	3:20.30 (32.) 96,695	
CLASS S2													
1.	302	MADRIAN Joanna Mad Racing Power	AT 1983	KTM X-Bow S2	1.98 2.00	5.50 5.10	1:48.23 (44./2.) 1:42.83 (38./2.)	2.19 1.87	5.56 4.94	1:40.66 (37./2.) 1:38.65 (29./1.)	-DNS-	3:19.31 (30.) 97,175	
2.	312	ZWEIMUELLER Johnny MAD Racing Power	AT 1980	KTM X-bow S2	1.94	5.14	1:44.98 (37./1.) 1:39.57 (29./1.)	1.91 1.73	4.96 4.88	1:34.95 (19./1.) 3:07.84 (73./2.)	+83,480 +83,480	4:42.79 (66.) 68,489	
CLASS HA1-1300													
1.	412	STRNAD Petr Hostr Team Racing	CZ 1965	Škoda 130 RS HA1-1300	1.95 1.92	5.58 5.48	1:42.59 (29./1.) 1:41.48 (36./1.)	1.94 1.90	5.48 5.49	1:41.50 (39./1.) 1:41.97 (39./1.)	-DNS-	3:23.47 (33.) 95,188	
2.	484	ZELENÝ Milan Historic Racing Club Jihlava	CZ 1984	Škoda 130 LR/A HA1-1300	2.16 2.01	6.19 5.73	1:49.32 (47./3.) 3:07.36 (73./10.)	2.02 2.03	5.67 5.68	1:42.81 (41./2.) 1:42.73 (42./2.)	+2,070 +2,070	3:25.54 (38.) 94,230	
3.	411	CHYTIL Ondřej Martin Chytil	CZ 1991	Škoda 130 L HA1-1300	2.51 2.48	6.63 6.35	1:53.89 (60./7.) 1:47.56 (49./3.)	2.35 2.29	6.10 5.96	1:46.11 (50./4.) 1:44.82 (45./3.)	+7,460 +5,390	3:30.93 (42.) 91,822	
4.	468	MESÁROŠ Ján MEŠI	SK 1955	Škoda 120S HA1-1300	2.10 2.05	6.05 5.87	1:51.00 (53./6.) 1:48.47 (52./5.)	2.05 2.05	5.78 5.82	1:45.23 (49./3.) 1:46.44 (48./5.)	+8,200 +0,740	3:31.67 (44.) 91,501	
5.	494	MESAROS Martin Autoklub Pezinok	SK 1988	Škoda 120 LS HA1-1300	2.02 1.97	5.76 5.68	1:48.12 (43./2.) 1:47.03 (47./2.)	1.95 1.99	5.64 5.69	1:46.34 (52./6.) 1:46.40 (47./4.)	+9,270 +1,070	3:32.74 (45.) 91,041	
6.	499	PLEVA Leopold AMK Vrbovo pod Pradědem	CZ 1947	Škoda 120 S HA1-1300	2.16 2.11	6.12 5.87	1:50.61 (51./5.) 1:47.88 (51./4.)	2.03 2.09	5.75 5.91	1:46.13 (51./5.) 1:48.83 (55./6.)	+11,490 +2,220	3:34.96 (47.) 90,100	
7.	488	KLEVETA Pavel PK-KOV	CZ 1957	Renault 8 Gordini HA1-1300	1.96 2.01	5.92 5.97	1:49.56 (50./4.) 1:49.51 (55./6.)	1.96 2.07	5.95 6.02	1:48.72 (57./7.) 1:49.02 (57./7.)	+14,270 +2,780	3:37.74 (51.) 88,950	
8.	480	HRADIL Vladimír Škoda	CZ 1950	Škoda 110R HA1-1300	2.18 2.13	6.24 6.16	1:55.94 (64./8.) 2:59.98 (72./9.)	2.20 2.10	6.22 6.08	1:53.01 (67./8.) 1:51.33 (61./8.)	+20,870 +6,600	3:44.34 (57.) 86,333	
9.	401	ŽÁČEK Michal Žáček	CZ 2000	Škoda 125 HA1-1300	2.21 2.22	6.42 6.39	2:00.78 (69./9.) 1:56.42 (64./7.)	2.14 2.18	6.24 6.29	1:54.46 (69./9.) 1:58.44 (67./9.)	+29,430 +8,560	3:52.90 (61.) 83,160	
10.	445	ŠVÁB Kamil HL Motorsport	CZ 1995	Škoda 120 HA1-1300	3.11 2.17	7.57 6.65	2:04.96 (73./10.) 2:00.16 (66./8.)	2.09 2.14	6.12 6.55	1:59.84 (72./10.) 2:07.09 (69./10.)	+43,460 +14,030	4:06.93 (63.) 78,435	
CLASS HA1-2000													
1.	437	TOMEČEK Lukáš	CZ 1985	VW Golf I HA1-2000	2.02 2.08	5.50 5.49	1:37.52 (17./1.) 1:35.60 (24./1.)	2.05 2.09	5.44 5.51	1:40.57 (36./1.) 1:35.51 (24./1.)	-DNS-	3:16.08 (27.) 98,776	
2.	455	PERDOCH Stanislav	CZ 1952	Honda CRX HA1-2000	2.34 2.40	6.31 6.33	1:50.88 (52./2.) 1:49.61 (56./2.)	2.38 2.30	6.31 6.11	1:47.85 (55./2.) 1:47.14 (52./2.)	+18,910 +18,910	3:34.99 (48.) 90,088	
3.	406	CHYTIL Martin Martin Chytil	CZ 1977	Škoda 120 S HA1-2000	2.32 2.27	6.85 6.39	2:00.68 (68./4.) 1:56.01 (63./4.)	2.16 2.25	6.16 6.41	1:49.36 (61./3.) 1:52.26 (62./3.)	+25,540 +6,630	3:41.62 (54.) 87,393	



Rank	№	Driver Entrant	Country Bird	Car Class	Qualification			RACE				Diff. Prev.	TIME Speed (km/h)
					20 m	100 m	m	Time	20m	100m	m		
4.	409	CHYTIL Jaroslav Martin Chytil	CZ 1953	Škoda 110 R HA1+2000	2.20 2.22	6.08 6.07	1:57.87 (67./3.) 1:53.32 (61./3.)	2.08 2.35	5.98 6.36	1:53.27 (68./4.) 1:52.59 (63./4.)	+29,780 +4,240	3:45.86 (58.) 85,752	
CLASS HA1+2000													
1.	496	JELÍNEK Libor AutoJelinek	CZ 1949	BMW BMW 3,5 CSL HA1+2000	2.14 2.24	5.41 5.60	1:40.65 (26./1.) 1:39.97 (32./1.)	2.14 2.16	5.46 5.40	1:36.87 (25./1.) 1:38.49 (28./1.)		3:15.36 (26.) 99,140	
2.	432	FILGAS Svatopluk Walachian National Team	CZ 1970	Ford Sierra XR 4x4 HA1+2000	1.95 2.08	5.89 6.06	1:51.39 (54./2.) 3:39.40 (75./2.)	2.03 2.03	6.01 6.06	1:49.00 (59./2.) 1:51.06 (59./2.)	+24,700 +24,700	3:40.06 (53.) 88,012	
CLASS HA2													
1.	451	SURÓWKA Jaroslav JS Racing o.s.	CZ 1987	Formule Mondial MTX 1-06 HA2	1.80 1.73	5.09 4.92	1:33.52 (10./1.) 1:31.07 (10./1.)	1.74 1.72	4.95 4.90	1:29.33 (10./1.) 1:29.04 (10./1.)		2:58.37 (9.) 108,583	
2.	410	OSLADIL Jan Autosport Osladil	CZ 1968	Formule Škoda MTX 1-01 HA2	2.01 2.05	5.90 5.96	1:55.49 (63./2.) 1:50.92 (59./2.)	1.98 1.90	5.76 5.71	1:49.55 (62./2.) 1:48.20 (53./2.)	+39,380 +39,380	3:37.75 (52.) 88,946	
CLASS E2/C-1600													
1.	2	MLEJNEK Aleš REC	CZ 1967	Gloria C8F E2/C-1600	1.74 1.94	4.61 4.83	1:24.36 (3./1.) 1:22.85 (3./1.)	1.74 1.75	4.52 4.54	1:27.51 (5./1.) 1:21.50 (3./1.)		2:49.01 (4.) 114,597	
2.	88	VÁCHAL Ondřej Kocour Racing Team	CZ 1982	Formule Kart Yamaha 1000 E2/C-1600	1.58 1.60	4.23 4.25	1:33.60 (11./3.) 1:30.63 (8./3.)	1.59 1.64	4.16 4.25	1:28.67 (9./2.) 1:26.89 (6./2.)	+6,550 +6,550	2:55.56 (6.) 110,321	
3.	77	VÁCHAL Lukáš Kocour Racing Team	CZ 1980	Formule Kart Yamaha 1000 E2/C-1600	1.61 1.61	4.21 4.21	1:29.79 (6./2.) 1:29.57 (7./2.)	1.59 1.70	4.16 4.39	1:34.91 (18./3.) 1:28.93 (9./3.)	+14,830 +8,280	3:03.84 (13.) 105,352	
4.	40	OSLADIL Jan Autosport Osladil	CZ 1944	Formule Delta 2 E2/C-1600	1.89 1.81	5.19 4.99	1:44.04 (33./4.) 4:25.04 (76./4.)	1.78 1.80	5.02 5.00	1:40.03 (34./4.) 1:38.90 (30./4.)	+29,920 +15,090	3:18.93 (29.) 97,361	
CLASS E2/C-2000													
1.	11	BUCHAR Jaroslav BRC	CZ 1961	Formule Van Diemen E2/C-2000	1.77 1.81	4.77 4.88	1:38.51 (19./1.) 1:36.26 (25./1.)	1.74 1.71	4.75 4.71	1:35.48 (21./1.) 1:33.98 (19./1.)		3:09.46 (20.) 102,227	
CLASS E2/C+2000													
1.	1	MADRIAN Ferdinand Mad Racing Power	AT 1960	Norma M 20 F E2/C+2000	2.03 1.80	4.69 4.26	1:21.73 (2./1.) 1:18.00 (1./1.)	1.81 1.93	4.33 4.49	1:22.84 (2./1.) 1:19.60 (2./1.)		2:42.44 (2.) 119,232	

Competition / Weather Information

Qualification					RACE				
	Time	Weather	Temp. (°C)			Time	Weather	Temp. (°C)	
			Air	Road				Air	Road
1st Round	9:16: - 10:50	Sunny	16	12	1st Round	13:45 - 15:05	Sunny	23	20
2nd Round	11:09 - 13:23	Sunny	18	14	2nd Round	14:58 - 16:42	Sunny	23	22
					3rd Round	-			

Statistics

		Time			Speed (km/h)			Competitors / Nations		
		Min	Max	Avg.	Max	Min	Avg.	in start list	started	with results
Qualification	1st Round	1:21.330	3:56.580	1:49.227	119,070	40,933	88,659	79/3	78/3	78/3
	2nd Round	1:18.000	4:25.040	1:49.599	124,154	36,538	88,358	79/3	78/3	76/3
RACE	1st Round	1:19.090	2:23.200	1:42.046	122,443	67,626	94,898	79/3	76/3	75/3
	2nd Round	1:18.920	3:07.840	1:43.744	122,707	51,555	93,344	79/3	75/3	73/3
	3rd Round							79/3	0/3	0/0

Race Director GÄNSDORFER Aleš (CZE)	Sport Marshal IHA  BARTL Miroslav (CZE)	Main Timekeeper  ŠABÍK Ľuboš (SVK)
--	--	---

Maverick Rescue EuroCup 2012

I. Šternberský vrch 2013, 29.6.2013

Šternberk, 28. - 30. 6. 2013

Jury / Competition Management		Hill Data	
Chief of Competition	GÄNSDORFER Aleš (CZE)	Start Altitude	382 m
Race Director	GÄNSDORFER Aleš (CZE)	Finish Altitude	441 m
Vice chairman	NYKODÝMOVÁ Jana (CZE)	Vertical Drop	59 m
Sport Marshal IHA	BARTL Miroslav (CZE)	Course Length	2690 m
Technical Marshal IHA	DANĚK Pavel (CZE)	Min course Width	8 m
		Count of right-hand bend	
		Count of left-hand bend	
		Hill Record	2011, KOMÁREK David Norma M20F: 1:09.81

Rank	No	Driver Entrant	Country Bird	Car Class	Qualification				RACE				Diff. Prev.	TIME Speed (km/h)
					20 m	100 m	m	Time	20m	100m	m	Time		
GROUP S1														
1.	306	ČEPIČKA Vlastimil Šternberk	CZ 1962	Mitsubishi Lancer S1+2000	1.72 1.58	6.92 4.53	1:39.42 (22./1.) 1:34.13 (18./2.)	1.64 1.62	4.59 4.54	1:32.94 (14./1.) 1:34.42 (20./2.)		3:07.36 (17.) 103,373		
2.	360	WINTER Jaroslav AMK Hořice	CZ 1959	Honda Civic Type R S1-2000	2.33 2.10	6.92 5.46	1:37.28 (16./1.) 1:34.55 (20./1.)	2.12 2.15	5.51 5.56	1:34.04 (17./1.) 1:33.51 (18./1.)		3:07.55 (18.) 103,268	+0,190 +0,190	
3.	337	HOLÁN Ivo Pivín	CZ 1975	Subaru Impreza Sti S1+2000	1.75 1.66	6.92 5.28	2:04.64 (72./2.) 1:33.60 (16./1.)	1.68 1.65	4.80 4.76	1:36.20 (24./2.) 1:32.79 (16./1.)		3:08.99 (19.) 102,482	+1,630 +1,440	
4.	389	ZIMÁK Martin KV Motor Sport a.s	CZ 1989	Citroen Saxo Vts S1-1600	2.15 2.15	6.92 5.51	1:37.05 (14./1.) 1:34.33 (19./1.)	2.15 2.14	5.67 5.52	1:39.75 (31./2.) 1:35.61 (25./1.)		3:15.36 (25.) 99,140	+8,000 +6,370	
5.	388	ÁZSÓTH Ladislav DECAM Motorsport	CZ 1959	Citroen Saxo S1-1600	2.20 2.06	6.92 5.77	1:39.95 (24./2.) 1:39.59 (30./2.)	2.09 2.08	5.72 5.69	1:37.88 (29./1.) 1:39.63 (33./2.)		3:17.51 (28.) 98,061	+10,150 +2,150	
6.	362	KAŠPAR Vilém VPK Motors	CZ 1983	Škoda Fabia RS S1-2000	2.31 2.18	6.92 5.89	1:54.90 (61./3.) 2:05.26 (69./2.)	2.22 2.28	5.95 6.00	1:44.90 (48./2.) 1:46.57 (49./2.)		3:31.47 (43.) 91,587	+24,110 +13,960	
7.	387	ŠTĚPÁNEK Jan TU Brno Racing	CZ 1989	Citroën Saxo S1-1600	2.28 2.23	6.92 5.98	1:48.39 (45./3.) 1:45.78 (46./3.)	2.27 2.22	6.13 5.91	1:49.61 (63./3.) 1:45.74 (46./3.)		3:35.35 (49.) 89,937	+27,990 +3,880	
8.	317	DAWE Pálka David Ludslavice	CZ 1992	Toyota Celica S1-1600	2.37 2.42	6.92 6.62	1:53.76 (59./4.) 1:52.54 (60./4.)	2.39 2.39	6.47 6.44	1:50.80 (64./4.) 1:51.22 (60./4.)		3:42.02 (55.) 87,235	+34,660 +6,670	
9.	301	VALENTÍK František Holešov	CZ 1967	Toyota Celica S1-1600	2.50 2.48	6.92 6.59	1:56.42 (66./5.) 3:08.14 (74./6.)	2.42 2.41	6.44 6.44	1:52.28 (66./5.) 1:58.32 (66./5.)		3:50.60 (59.) 83,990	+43,240 +8,580	
10.	314	TURKOVIČ Ladislav Mešič	SK 1956	Renault Coupe S1-1600	2.39 2.50	6.92 6.93	2:48.52 (77./6.) 2:05.17 (68./5.)	2.53 2.71	6.93 7.13	2:01.94 (73./6.) 2:04.18 (68./6.)		4:06.12 (62.) 78,693	+58,760 +15,520	
	330	SYTAŘ Petr Firtl Motorsport	CZ 1977	Renault Clio Sport S1-2000	2.57 2.31	6.92 6.01	1:44.89 (36./2.) - DNF -			- DNS - - DNS - - DNS -		- DNF -		
GROUP S2														

Rank	№	Driver Entrant	Country Bird	Car Class	Qualification				RACE				Diff. Prev.	TIME Speed (km/h)
					20 m	100 m	m	Time	20m	100m	m	Time		
1.	302	MADRIAN Joanna Mad Racing Power	AT 1983	KTM X-Bow S2	1.98 2.00	6.92 5.10	1:48.23 (44./2.) 1:42.83 (38./2.)	2.19 1.87	5.56 4.94	1:40.66 (37./2.) 1:38.65 (29./1.)	-DNS-	3:19.31 (30.) 97,175		
2.	312	ZWEIMUELLER Johnny MAD Racing Power	AT 1980	KTM X-bow S2	1.94	6.92 5.14	1:44.98 (37./1.) 1:39.57 (29./1.)	1.91 1.73	4.96 4.88	1:34.95 (19./1.) 3:07.84 (73./2.)	+83,480 +83,480	4:42.79 (66.) 68,489		

GROUP HA1

1.	496	JELÍNEK Libor AutoJelinek	CZ 1949	BMW BMW 3,5 CSL HA1+2000	2.14 2.24	6.92 5.60	1:40.65 (26./1.) 1:39.97 (32./1.)	2.14 2.16	5.46 5.40	1:36.87 (25./1.) 1:38.49 (28./1.)	-DNS-	3:15.36 (26.) 99,140
2.	437	TOMEČEK Lukáš	CZ 1985	VW Golf I HA1-2000	2.02 2.08	6.92 5.49	1:37.52 (17./1.) 1:35.60 (24./1.)	2.05 2.09	5.44 5.51	1:40.57 (36./1.) 1:35.51 (24./1.)	+0,720 +0,720	3:16.08 (27.) 98,776
3.	412	STRNAD Petr Hostr Team Racing	CZ 1965	Škoda 130 RS HA1-1300	1.95 1.92	6.92 5.48	1:42.59 (29./1.) 1:41.48 (36./1.)	1.94 1.90	5.48 5.49	1:41.50 (39./1.) 1:41.97 (39./1.)	+8,110 +7,390	3:23.47 (33.) 95,188
4.	484	ZELENÝ Milan Historic Racing Club Jihlava	CZ 1984	Škoda 130 LR/A HA1-1300	2.16 2.01	6.92 5.73	1:49.32 (47./3.) 3:07.36 (73./10.)	2.02 2.03	5.67 5.68	1:42.81 (41./2.) 1:42.73 (42./2.)	+10,180 +2,070	3:25.54 (38.) 94,230
5.	411	CHYTIL Ondřej Martin Chytil	CZ 1991	Škoda 130 L HA1-1300	2.51 2.48	6.92 6.35	1:53.89 (60./7.) 1:47.56 (49./3.)	2.35 2.29	6.10 5.96	1:46.11 (50./4.) 1:44.82 (45./3.)	+15,570 +5,390	3:30.93 (42.) 91,822
6.	468	MESÁROŠ Ján MEŠI	SK 1955	Škoda 120S HA1-1300	2.10 2.05	6.92 5.87	1:51.00 (53./6.) 1:48.47 (52./5.)	2.05 2.05	5.78 5.82	1:45.23 (49./3.) 1:46.44 (48./5.)	+16,310 +0,740	3:31.67 (44.) 91,501
7.	494	MESAROS Martin Autoklub Pezínok	SK 1988	Škoda 120 LS HA1-1300	2.02 1.97	6.92 5.68	1:48.12 (43./2.) 1:47.03 (47./2.)	1.95 1.99	5.64 5.69	1:46.34 (52./6.) 1:46.40 (47./4.)	+17,380 +1,070	3:32.74 (45.) 91,041
8.	499	PLEVA Leopold AMK Vrbno pod Pradědem	CZ 1947	Škoda 120 S HA1-1300	2.16 2.11	6.92 5.87	1:50.61 (51./5.) 1:47.88 (51./4.)	2.03 2.09	5.75 5.91	1:46.13 (51./5.) 1:48.83 (55./6.)	+19,600 +2,220	3:34.96 (47.) 90,100
9.	455	PERDOCH Stanislav	CZ 1952	Honda CRX HA1-2000	2.34 2.40	6.92 6.33	1:50.88 (52./2.) 1:49.61 (56./2.)	2.38 2.30	6.31 6.11	1:47.85 (55./2.) 1:47.14 (52./2.)	+19,630 +0,030	3:34.99 (48.) 90,088
10.	488	KLEVETA Pavel PK-KOV	CZ 1957	Renault 8 Gordini HA1-1300	1.96 2.01	6.92 5.97	1:49.56 (50./4.) 1:49.51 (55./6.)	1.96 2.07	5.95 6.02	1:48.72 (57./7.) 1:49.02 (57./7.)	+22,380 +2,750	3:37.74 (51.) 88,950
11.	432	FILGAS Svatopluk Walachian National Team	CZ 1970	Ford Sierra XR 4x4 HA1+2000	1.95 2.08	6.92 6.06	1:51.39 (54./2.) 3:39.40 (75./2.)	2.03 2.03	6.01 6.06	1:49.00 (59./2.) 1:51.06 (59./2.)	+24,700 +2,320	3:40.06 (53.) 88,012
12.	406	CHYTIL Martin Martin Chytil	CZ 1977	Škoda 120 S HA1-2000	2.32 2.27	6.92 6.39	2:00.68 (68./4.) 1:56.01 (63./4.)	2.16 2.25	6.16 6.41	1:49.36 (61./3.) 1:52.26 (62./3.)	+26,260 +1,560	3:41.62 (54.) 87,393
13.	480	HRADIL Vladimír Škoda	CZ 1950	Škoda 110R HA1-1300	2.18 2.13	6.92 6.16	1:55.94 (64./8.) 2:59.98 (72./9.)	2.20 2.10	6.22 6.08	1:53.01 (67./8.) 1:51.33 (61./8.)	+28,980 +2,720	3:44.34 (57.) 86,333
14.	409	CHYTIL Jaroslav Martin Chytil	CZ 1953	Škoda 110 R HA1-2000	2.20 2.22	6.92 6.07	1:57.87 (67./3.) 1:53.32 (61./3.)	2.08 2.35	5.98 6.36	1:53.27 (68./4.) 1:52.59 (63./4.)	+30,500 +1,520	3:45.86 (58.) 85,752
15.	401	ŽÁČEK Michal Žáček	CZ 2000	Škoda 125 HA1-1300	2.21 2.22	6.92 6.39	2:00.78 (69./9.) 1:56.42 (64./7.)	2.14 2.18	6.24 6.29	1:54.46 (69./9.) 1:58.44 (67./9.)	+37,540 +7,040	3:52.90 (61.) 83,160
16.	445	ŠVÁB Kamil HL Motorsport	CZ 1995	Škoda 120 HA1-1300	3.11 2.17	6.92 6.65	2:04.96 (73./10.) 2:00.16 (66./8.)	2.09 2.14	6.12 6.55	1:59.84 (72./10.) 2:07.09 (69./10.)	+51,570 +14,030	4:06.93 (63.) 78,435

GROUP HA2

1.	451	SURÓWKA Jaroslav JS Racing o.s.	CZ 1987	Formule Mondial MTX 1-06 HA2	1.80 1.73	6.92 4.92	1:33.52 (10./1.) 1:31.07 (10./1.)	1.74 1.72	4.95 4.90	1:29.33 (10./1.) 1:29.04 (10./1.)	-DNS-	2:58.37 (9.) 108,583
2.	410	OSLADIL Jan Autosport Osladil	CZ 1968	Formule Škoda MTX 1-01 HA2	2.01 2.05	6.92 5.96	1:55.49 (63./2.) 1:50.92 (59./2.)	1.98 1.90	5.76 5.71	1:49.55 (62./2.) 1:48.20 (53./2.)	+39,380 +39,380	3:37.75 (52.) 88,946

GROUP E1

1.	3	STEHLIK Karel KV Motorsport Team	CZ 1980	Mitsubishi Colt E1+2000	1.52 1.66	6.92 4.17	1:21.33 (1./1.) 1:20.37 (2./1.)	1.52 1.51	3.89 4.11	1:19.09 (1./1.) 1:18.92 (1./1.)	-DNS-	2:38.01 (1.) 122,575
2.	5	CICHA Veronika KV Motorsport Team	CZ 1987	Mitsubishi WRC 05 E1+2000	1.77 1.81	6.92 4.76	1:28.85 (5./3.) 1:27.37 (5./3.)	1.68 1.90	4.41 4.79	1:22.84 (2./2.) 1:24.52 (5./3.)	+9,350 +9,350	2:47.36 (3.) 115,727
3.	221	MEIXNER Richard KV Motorsport team	CZ 1953	Mitsubishi Lancer Evo VIII E1+2000	1.71 1.77	6.92 4.48	1:26.46 (4./2.) 1:27.24 (4./2.)	1.61 1.73	4.23 4.42	1:30.09 (11./3.) 1:23.68 (4./2.)	+15,760 +6,410	2:53.77 (5.) 111,458
4.	177	BACULIK Radim RRauto Racing Team	CZ 1977	Škoda Fabia 1.9 TDi 4x4 E1-2000	1.77 1.66	6.92 5.20	2:40.34 (76./10.) 1:31.34 (13./4.)	1.74 1.70	4.80 5.18	1:28.39 (7./2.) 1:28.25 (7./1.)	+18,630 +2,870	2:56.64 (7.) 109,647
5.	198	FIBICH Václav Fibich Václav přeprava osob	CZ 1983	Opel Corsa E1-2000	2.11 2.07	6.92 5.17	1:31.59 (9./2.) 1:27.89 (6./1.)	2.08 2.14	5.18 5.28	1:28.39 (7./2.) 1:28.59 (8./2.)	+18,970 +0,340	2:56.98 (8.) 109,436

Rank	№	Driver Entrant	Country Bird	Car Class	Qualification			RACE				Diff. Prev.	TIME Speed (km/h)
					20 m	100 m	m	Time	20m	100m	m		
6.	184	BOHÁČ Milan LRT-Renault Chrudim	CZ 1957	Renault Clio E1-2000	2.14 2.35	6.92 5.56	1:29.96 (7./1.) 1:31.13 (11./2.)	2.06 2.14	5.19 5.23	1:27.41 (4./1.) 1:31.87 (14./4.)	+21,270 +2,300	2:59.28 (10.) 108,032	
7.	125	DOSEĐEL Dušan DK-mont	CZ 1972	Subaru Impreza WRX STi E1+2000	1.83 1.91	6.92 4.69	1:36.09 (13./4.) 1:32.07 (15./4.)	1.77 1.79	4.34 4.37	1:30.20 (13./4.) 1:30.03 (12./4.)	+22,220 +0,950	3:00.23 (11.) 107,463	
8.	199	FIRTL ML. Stanislav Firtl Motorsport	CZ 1991	Škoda Octavia TDi E1-2000	2.24 2.16	6.92 5.54	1:37.07 (15./4.) 1:35.05 (21./6.)	2.13 2.06	5.49 5.37	1:32.97 (15./4.) 1:32.66 (15./5.)	+27,620 +5,400	3:05.63 (14.) 104,337	
9.	182	JAJCAY Pavol Autoklub Pezínok	SK 1982	Nissan Sunny E1-2000	2.21 2.17	6.92 5.43	1:37.91 (18./5.) 1:33.69 (17./5.)	2.16 2.12	5.46 5.37	1:33.10 (16./5.) 1:33.02 (17./6.)	+28,110 +0,490	3:06.12 (15.) 104,062	
10.	250	DAVID Petr TDIFUN motorsport	CZ 1976	VW Golf TDi E1-2000	2.41 2.38	6.92 5.77	1:35.72 (12./3.) 1:31.20 (12./3.)	2.18 2.17	5.45 5.42	1:36.89 (26./7.) 1:29.60 (11./3.)	+28,480 +0,370	3:06.49 (16.) 103,855	
11.	133	KRETZ Michal KLM Motorsport	CZ 1980	Škoda Fabia E1+2000	2.36 2.29	6.92 5.72	1:39.12 (21./5.) 1:35.55 (23./5.)	2.21 2.28	5.60 5.76	1:35.75 (23./5.) 1:35.01 (21./5.)	+32,750 +4,270	3:10.76 (21.) 101,531	
12.	138	PFEIFER Manuel Pfeifer Motorsport Videos	AT 1988	Honda Civic Type R E1-2000	2.56 2.30	6.92 5.87	3:56.58 (78./11.) 1:36.29 (26./7.)	2.29 2.24	5.93 5.80	1:35.71 (22./6.) 1:35.77 (26./7.)	+33,470 +0,720	3:11.48 (22.) 101,149	
13.	128	KRATOCHVÍL JAN HRT	CZ 1972	Mitsubishi Lancer Evo IX E1+2000	2.22 1.97	6.92 5.42	1:46.54 (40./6.) 1:39.76 (31./6.)	1.77 1.77	5.02 5.02	1:37.04 (28./6.) 1:35.48 (23./6.)	+34,510 +1,040	3:12.52 (23.) 100,603	
14.	242	MACEK Vojtěch Motokáry Bruntál	CZ 1946	Škoda 1500 R E1-1600	1.87 1.93	6.92 5.46	1:38.67 (20./1.) 1:38.62 (27./1.)	1.87 1.88	5.32 5.38	1:36.92 (27./1.) 1:37.50 (27./1.)	+36,410 +1,900	3:14.42 (24.) 99,619	
15.	150	PLEVA Martin AMK Vrbo pod Pradědem	CZ 1979	Škoda 120 S 1400 E1-1400	2.04 1.92	6.92 5.51	1:41.69 (27./1.) 1:40.18 (33./2.)	1.97 1.87	5.56 5.45	1:39.84 (32./2.) 1:40.07 (35./1.)	+41,900 +5,490	3:19.91 (31.) 96,884	
16.	214	ŠUSTR Miloslav BP Autosport	CZ 1952	Škoda Favorit E1-1400	2.11	6.92 5.81	1:45.19 (38./4.) 1:44.71 (43./6.)	2.09 2.05	5.71 5.71	1:42.67 (40./4.) 1:41.21 (37./3.)	+45,870 +3,970	3:23.88 (34.) 94,997	
17.	244	FILIPÍN Jiří JiFicar Racing Team	CZ 1978	Suzuki Swift GTi E1-1400	2.19 2.09	6.92 5.78	1:44.24 (34./2.) 1:43.31 (39./3.)	2.14 2.14	5.85 5.81	1:43.33 (43./5.) 1:41.03 (36./2.)	+46,350 +0,480	3:24.36 (35.) 94,774	
18.	210	HRUBÝ Milan ScuderiaMotorsport	CZ 1988	Škoda FR16 E1-1600	2.21 2.07	6.92 5.55	1:42.83 (31./3.) 1:41.12 (35./2.)	2.13 2.11	5.78 5.64	1:42.97 (42./2.) 1:41.57 (38./3.)	+46,530 +0,180	3:24.54 (36.) 94,691	
19.	113	MALEŇÁK Dušan AMK Masarykův okruh	CZ 1977	Škoda 130 LR/H E1-1400	2.07 1.84	6.92 5.79	1:47.73 (42./5.) 1:43.91 (42./5.)	1.83 1.84	5.41 5.50	1:40.49 (35./3.) 1:44.76 (44./4.)	+47,240 +0,710	3:25.25 (37.) 94,363	
20.	118	DIVIŠOVÁ Alexandra .J.	CZ 1977	Renault Clio E1-2000	2.35 2.23	6.92 5.78	1:52.82 (57./7.) 1:47.76 (50./9.)	2.16 2.14	5.59 5.60	1:44.21 (45./8.) 1:42.49 (41./9.)	+48,690 +1,450	3:26.70 (39.) 93,701	
21.	136	NOVÁKY Pepo Autopepo	SK 1977	VW Jetta E1-2000	2.20 2.22	6.92 5.83	1:48.84 (46./6.) 1:47.04 (48./8.)	2.14 2.16	5.72 5.75	1:44.66 (46./9.) 1:42.33 (40./8.)	+48,980 +0,290	3:26.99 (40.) 93,570	
22.	206	SEDLÁČEK Vlastimil Jupi Team	SK 1956	Honda Civic E1-1600	2.39 2.44	6.92 6.19	1:46.22 (39./5.) 1:45.17 (45./4.)	2.37 2.34	6.07 6.00	1:44.69 (47./3.) 1:44.19 (43./4.)	+50,870 +1,890	3:28.88 (41.) 92,723	
23.	218	KOPIŠTĚ Jaroslav Hobby Racing Team Kutná Hora	CZ 1974	Škoda 120 S E1-1400	2.69 2.00	6.92 5.80	1:53.49 (58./7.) 1:50.75 (58./7.)	2.06 2.09	5.89 5.90	1:47.13 (53./7.) 1:47.00 (51./5.)	+56,120 +5,250	3:34.13 (46.) 90,450	
24.	234	FOLDI Marek Autoklub Pezínok	SK 1988	Seat Leon E1-2000	2.63 2.49	6.92 6.25	1:56.24 (65./8.) 1:49.47 (54./10.)	2.41 2.44	6.18 6.19	1:48.92 (58./10.) 1:46.77 (50./10.)	+57,680 +1,560	3:35.69 (50.) 89,796	
25.	106	JARABEK Miro M3M Racing Team	SK 1977	VW Golf KIT E1+2000	2.42 2.36	6.92 6.43	1:52.26 (55./7.) 1:53.91 (62./7.)	2.31 2.35	6.35 6.37	1:51.61 (65./7.) 1:50.85 (58./7.)	+64,450 +6,770	3:42.46 (56.) 87,063	
26.	200	ŠTĚPÁNEK Milan Štěpa Racing Team	CZ 1952	BMW E36 1.8is E1-2000	2.33 2.20	6.92 6.32	2:04.28 (71./9.) 1:59.47 (65./11.)	2.32 2.37	6.69 6.60	1:57.48 (70./11.) 1:55.12 (64./11.)	+74,590 +10,140	3:52.60 (60.) 83,267	
27.	102	VLAŠANÝ Radek Autoservis Neduchal	CZ 1981	Škoda Favorit Pick-Up E1-1400	2.12 2.07	6.92 5.40	1:52.79 (56./6.) 1:38.76 (28./1.)	2.04 2.17	5.32 5.75	1:38.53 (30./1.) 2:41.11 (72./6.)	+101,000 +27,040	4:19.64 (64.) 74,596	
28.	132	MARČÁK Pavel HM Motorsport	CZ 1982	Fiat 126 E1-1150	2.60 2.44	6.92 7.58	2:22.51 (74./1.) 2:19.27 (70./1.)	2.55 2.56	8.01 7.72	2:21.21 (74./1.) 2:20.39 (70./1.)	+123,330 +21,960	4:41.60 (65.) 68,778	
29.	127	HRDLIČKA Ondřej HM Motorsport	CZ 1988	Fiat 126 E1-1150	2.79 2.62	6.92 7.99	2:28.85 (75./2.) 2:25.31 (71./2.)	2.53 2.47	7.66 7.77	2:23.20 (75./2.) 2:21.71 (71./2.)	+126,900 +3,310	4:44.91 (67.) 67,979	
	121	CICÁK Viliam Podlužany	SK 1955	Citroën Saxo E1-1600	2.22 2.15	6.92 5.62	1:43.13 (32./4.) 1:43.45 (40./3.)	2.19 2.16	5.73 5.49	- DNF - 1:39.77 (34./2.)		- DNF -	
	103	SEIDL Rostislav	CZ 1983	Toyota Corolla 1600 GTi E1-1600	2.35 2.14	6.92 5.67	1:42.31 (28./2.) - DNF -			- DNS - - DNS - - DNS -		- DNF -	

Rank	№	Driver Entrant	Country Bird	Car Class	Qualification			RACE				Diff. Prev.	TIME Speed (km/h)
					20 m	100 m	m	Time	20m	100m	m		
	226	TOMAN Martin MKT Motorsport Olomouc	CZ 1971	Škoda F14K JM E1-1400	2.28 2.39	6.92 6.22	1:44.68 (35./3.) 1:43.51 (41./4.)	2.48 6.38	1:44.00 (44./6.) - DNS - -DNS-			- DNF -	

GROUP E2/C

1.	1	MADRIAN Ferdinand Mad Racing Power	AT 1960	Norma M 20 F E2/C+2000	2.03 1.80	6.92 4.26	1:21.73 (2./1.) 1:18.00 (1./1.)	1.81 4.33 1.93 4.49	1:22.84 (2./1.) 1:19.60 (2./1.) -DNS-			2:42.44 (2.) 119,232
2.	2	MLEJNEK Aleš REC	CZ 1967	Gloria C8F E2/C-1600	1.74 1.94	6.92 4.83	1:24.36 (3./1.) 1:22.85 (3./1.)	1.74 4.52 1.75 4.54	1:27.51 (5./1.) 1:21.50 (3./1.) -DNS-	+6,570 +6,570		2:49.01 (4.) 114,597
3.	88	VÁCHAL Ondřej Kocour Racing Team	CZ 1982	Formule Kart Yamaha 1000 E2/C-1600	1.58 1.60	6.92 4.25	1:33.60 (11./3.) 1:30.63 (8./3.)	1.59 4.16 1.64 4.25	1:28.67 (9./2.) 1:26.89 (6./2.) -DNS-	+13,120 +6,550		2:55.56 (6.) 110,321
4.	77	VÁCHAL Lukáš Kocour Racing Team	CZ 1980	Formule Kart Yamaha 1000 E2/C-1600	1.61 1.61	6.92 4.21	1:29.79 (6./2.) 1:29.57 (7./2.)	1.59 4.16 1.70 4.39	1:34.91 (18./3.) 1:28.93 (9./3.) -DNS-	+21,400 +8,280		3:03.84 (13.) 105,352
5.	11	BUCHAR Jaroslav BRC	CZ 1961	Formule Van Diemen E2/C-2000	1.77 1.81	6.92 4.88	1:38.51 (19./1.) 1:36.26 (25./1.)	1.74 4.75 1.71 4.71	1:35.48 (21./1.) 1:33.98 (19./1.) -DNS-	+27,020 +5,620		3:09.46 (20.) 102,227
6.	40	OSLADIL Jan Autosport Osladil	CZ 1944	Formule Delta 2 E2/C-1600	1.89 1.81	6.92 4.99	1:44.04 (33./4.) 4:25.04 (76./4.)	1.78 5.02 1.80 5.00	1:40.03 (34./4.) 1:38.90 (30./4.) -DNS-	+36,490 +9,470		3:18.93 (29.) 97,361

GROUP E2-SH



1.	20	CERNIN Vaclav KV Motorsport Team	CZ 1994	Mitsubishi Lancer EVO IV E2SH	1.70 1.80	6.92 4.83	1:30.82 (8./1.) 1:31.02 (9./1.)	1.77 4.81 1.75 4.79	1:27.91 (6./1.) 1:35.18 (22./1.) -DNS-			3:03.09 (12.) 105,784
2.	19	MÜLLER Lukáš L.M. Racing	CZ 1986	Škoda 100 E2SH	2.01 2.07	6.92 5.69	1:40.58 (25./2.) 1:40.90 (34./2.)	1.99 5.65 2.05 5.66	1:40.99 (38./2.) 1:39.31 (31./2.) -DNS-	+17,210 +17,210		3:20.30 (32.) 96,695

Competition / Weather Information

Qualification					RACE				
	Time	Weather	Temp. (°C)			Time	Weather	Temp. (°C)	
			Air	Road				Air	Road
1st Round	9:16: - 10:50	Sunny	16	12	1st Round	13:45 - 15:05	Sunny	23	20
2nd Round	11:09 - 13:23	Sunny	18	14	2nd Round	14:58 - 16:42	Sunny	23	22
					3rd Round	-			

Statistics

		Time			Speed (km/h)			Competitors / Nations		
		Min	Max	Avg.	Max	Min	Avg.	in start list	started	with results
Qualification	1st Round	1:21.330	3:56.580	1:49.227	119,070	40,933	88,659	79/3	78/3	78/3
	2nd Round	1:18.000	4:25.040	1:49.599	124,154	36,538	88,358	79/3	78/3	76/3
RACE	1st Round	1:19.090	2:23.200	1:42.046	122,443	67,626	94,898	79/3	76/3	75/3
	2nd Round	1:18.920	3:07.840	1:43.744	122,707	51,555	93,344	79/3	75/3	73/3
	3rd Round							79/3	0/3	0/0

Race Director	Sport Marshal IHA	Main Timekeeper
GÄNSDORFER Aleš (CZE)	 BARTL Miroslav (CZE)	 ŠABÍK L'uboš (SVK)

Maverick Rescue EuroCup 2012

I. Šternberský vrch 2013, 29.6.2013

Šternberk, 28. - 30. 6. 2013



Lady Trophy

Jury / Competition Management				Hill Data			
Chief of Competition	GÄNSDORFER Aleš (CZE)			Start Altitude	382 m		
Race Director	GÄNSDORFER Aleš (CZE)			Finish Altitude	441 m		
Vice chairman	NYKODÝMOVÁ Jana (CZE)			Vertical Drop	59 m		
Sport Marshal IHA	BARTL Miroslav (CZE)			Course Length	2690 m		
Technical Marshal IHA	DANĚK Pavel (CZE)			Min course Width	8 m		
				Count of right-hand bend			
				Count of left-hand bend			
				Hill Record	2011, KOMÁREK David Norma M20F: 1:09.81		

Rank	No	Driver Entrant	Country Bird	Car Class	Qualification			RACE				Diff. Prev.	TIME Speed (km/h)
					20 m	100 m	m	Time	20m	100m	m		
1.	5	CICHA Veronika KV Motorsport Team	CZ 1987	Mitsubishi WRC 05 E1+2000	1.77 1.81	4.72 4.76	1:28.85 (5./3.) 1:27.37 (5./3.)	1.68 1.90	4.41 4.79	1:22.84 (2./2.) 1:24.52 (5./3.)	-DNS-	2:47.36 (2.) 115,727	
2.	302	MADRIAN Joanna Mad Racing Power	AT 1983	KTM X-Bow S2	1.98 2.00	5.50 5.10	1:48.23 (44./2.) 1:42.83 (38./2.)	2.19 1.87	5.56 4.94	1:40.66 (37./2.) 1:38.65 (29./1.)	+31,950 +31,950	3:19.31 (1.) 97,175	
3.	118	DIVIŠOVÁ Alexandra .j.	CZ 1977	Renault Clio E1-2000	2.35 2.23	5.78	1:52.82 (57./7.) 1:47.76 (50./9.)	2.16 2.14	5.59 5.60	1:44.21 (45./8.) 1:42.49 (41./9.)	+39,340 +7,390	3:26.70 (8.) 93,701	

Competition / Weather Information									
Qualification					RACE				
	Time	Weather	Temp. (°C)			Time	Weather	Temp. (°C)	
			Air	Road				Air	Road
1st Round	9:16 - 10:50	Sunny	16	12	1st Round	13:45 - 15:05	Sunny	23	20
2nd Round	11:09 - 13:23	Sunny	18	14	2nd Round	14:58 - 16:42	Sunny	23	22
3rd Round					3rd Round	-			

Statistics										
		Time			Speed (km/h)			Competitors / Nations		
		Min	Max	Avg.	Max	Min	Avg.	in start list	started	with results
Qualification	1st Round	1:21.330	3:56.580	1:49.227	119,070	40,933	88,659	79/3	78/3	78/3
	2nd Round	1:18.000	4:25.040	1:49.599	124,154	36,538	88,358	79/3	78/3	76/3
RACE	1st Round	1:19.090	2:23.200	1:42.046	122,443	67,626	94,898	79/3	76/3	75/3
	2nd Round	1:18.920	3:07.840	1:43.744	122,707	51,555	93,344	79/3	75/3	73/3
	3rd Round							79/3	0/3	0/0

Race Director GÄNSDORFER Aleš (CZE)	Sport Marshal IHA  BARTL Miroslav (CZE)	Main Timekeeper  ŠABÍK L'uboš (SVK)
--	--	--

Maverick Rescue EuroCup 2012

I. Šternberský vrch 2013, 29.6.2013

Šternberk, 28. - 30. 6. 2013

Junior Trophy



Jury / Competition Management				Hill Data			
Chief of Competition	GÄNSDORFER Aleš (CZE)			Start Altitude	382 m		
Race Director	GÄNSDORFER Aleš (CZE)			Finish Altitude	441 m		
Vice chairman	NYKODÝMOVÁ Jana (CZE)			Vertical Drop	59 m		
Sport Marshal IHA	BARTL Miroslav (CZE)			Course Length	2690 m		
Technical Marshal IHA	DANĚK Pavel (CZE)			Min course Width	8 m		
				Count of right-hand bend			
				Count of left-hand bend			
				Hill Record	2011, KOMÁREK David Norma M20F: 1:09.81		

Rank	№	Driver Entrant	Country Bird	Car Class	Qualification		RACE				Diff. Prev.	TIME Speed (km/h)
					20 m	100 m	m	Time	20m	100m		
1.	199	FIRTL ML. Stanislav Firtl Motorsport	CZ 1991	Škoda Octavia TDi E1-2000	2.24 2.16	5.61 5.54	1:37.07 (15./4.) 1:35.05 (21./6.)	2.13 2.06	5.49 5.37	1:32.97 (15./4.) 1:32.66 (15./5.)		3:05.63 (4.) 104,337
2.	411	CHYTIL Ondřej Martin Chytil	CZ 1991	Škoda 130 L HA1-1300	2.51 2.48	6.63 6.35	1:53.89 (60./7.) 1:47.56 (49./3.)	2.35 2.29	6.10 5.96	1:46.11 (50./4.) 1:44.82 (45./3.)	+25,300 +25,300	3:30.93 (3.) 91,822
3.	317	DAWE Pálka David Ludslavice	CZ 1992	Toyota Celica S1-1600	2.37 2.42	6.48 6.62	1:53.76 (59./4.) 1:52.54 (60./4.)	2.39 2.39	6.47 6.44	1:50.80 (64./4.) 1:51.22 (60./4.)	+36,390 +11,090	3:42.02 (4.) 87,235
4.	401	ŽÁČEK Michal Žáček	CZ 2000	Škoda 125 HA1-1300	2.21 2.22	6.42 6.39	2:00.78 (69./9.) 1:56.42 (64./7.)	2.14 2.18	6.24 6.29	1:54.46 (69./9.) 1:58.44 (67./9.)	+47,270 +10,880	3:52.90 (9.) 83,160
5.	445	ŠVÁB Kamil HL Motorsport	CZ 1995	Škoda 120 HA1-1300	3.11 2.17	7.57 6.65	2:04.96 (73./10.) 2:00.16 (66./8.)	2.09 2.14	6.12 6.55	1:59.84 (72./10.) 2:07.09 (69./10.)	+61,300 +14,030	4:06.93 (10.) 78,435

Rank	№	Driver Entrant	Country Bird	Car Class	Qualification			RACE			Diff. Prev.	TIME Speed (km/h)
					20 m	100 m	m	Time	20m	100m		

Competition / Weather Information									
Qualification					RACE				
	Time	Weather	Temp. (°C)			Time	Weather	Temp. (°C)	
			Air	Road				Air	Road
1st Round	9:16 - 10:50	Sunny	16	12	1st Round	13:45 - 15:05	Sunny	23	20
2nd Round	11:09 - 13:23	Sunny	18	14	2nd Round	14:58 - 16:42	Sunny	23	22
					3rd Round	-			

Statistics										
		Time			Speed (km/h)			Competitors / Nations		
		Min	Max	Avg.	Max	Min	Avg.	in start list	started	with results
Qualification	1st Round	1:21.330	3:56.580	1:49.227	119,070	40,933	88,659	79/3	78/3	78/3
	2nd Round	1:18.000	4:25.040	1:49.599	124,154	36,538	88,358	79/3	78/3	76/3
RACE	1st Round	1:19.090	2:23.200	1:42.046	122,443	67,626	94,898	79/3	76/3	75/3
	2nd Round	1:18.920	3:07.840	1:43.744	122,707	51,555	93,344	79/3	75/3	73/3
	3rd Round							79/3	0/3	0/0

Race Director GÄNSDORFER Aleš (CZE)	Sport Marshal IHA  BARTL Miroslav (CZE)	Main Timekeeper  ŠABÍK L'uboš (SVK)
--	--	--