

Maverick Rescue EuroCup 2012

I. Šternberský vrch 2013, 30.6.2013

Šternberk, 28. - 30. 6. 2013

Absolute Results

Jury / Competition Management				Hill Data			
Chief of Competition	GÄNSDORFER Aleš (CZE)			Start Altitude	382 m		
Race Director	GÄNSDORFER Aleš (CZE)			Finish Altitude	441 m		
Vice chairman	NYKODÝMOVÁ Jana (CZE)			Vertical Drop	59 m		
Sport Marshal IHA	BARTL Miroslav (CZE)			Course Length	2690 m		
Technical Marshal IHA	DANĚK Pavel (CZE)			Min course Width	8 m		
				Count of right-hand bend			
				Count of left-hand bend			
				Hill Record	2011, KOMÁREK David Norma M20F: 1:09.81		

Rank	No	Driver Entrant	Country Bird	Car Class	Qualification			RACE				Diff. Prev. Speed (km/h)	TIME
					20 m	100 m	m	Time	20m	100m	m		
1.	3	STEHLIK Karel KV Motorsport Team	CZ	Mitsubishi Colt E1+2000	1.87 1.64	5.14 4.66	1:33.65 (2./2.) 1:27.31 (1./1.)	1.47 1.50	4.05 4.13	1:23.96 (1./1.) 1:21.25 (2./1.)		2:45.21 (1.) 117,233 Δ 2,710 (15.)	
2.	2	MLEJNEK Aleš REC	CZ	Gloria C8F E2/C-1600	2.03 2.06	5.36	1:41.45 (5./1.) 1:30.29 (3./1.)	3.54 1.66	6.54 4.47	1:28.80 (4./1.) 1:21.58 (3./1.)	+5,170 +5,170	2:50.38 (1.) 113,675 Δ 7,220 (52.)	
3.	1	MADRIAN Ferdinand Mad Racing Power	AT	Norma M 20 F E2/C+2000	2.17 2.04	5.96 5.54	1:58.85 (28./1.) 1:36.59 (7./1.)	1.97 1.73	4.90 4.36	1:30.21 (6./1.) 1:20.53 (1./1.)	+5,530 +0,360	2:50.74 (1.) 113,436 Δ 9,680 (56.)	
4.	221	MEIXNER Richard KV Motorsport team	CZ	Mitsubishi Lancer Evo VIII E1+2000	1.72 1.57	4.82 4.38	1:32.85 (1./1.) 1:27.39 (2./2.)	1.55	4.30	1:28.73 (3./3.) 1:22.43 (4./2.)	+5,950 +0,420	2:51.16 (2.) 113,157 Δ 6,300 (48.)	
5.	5	CICHA Veronika KV Motorsport Team	CZ	Mitsubishi WRC 05 E1+2000	1.95 1.95	5.65 5.21	1:44.81 (10./4.) 1:32.18 (4./3.)	1.76 1.60	4.77 4.54	1:28.00 (2./2.) 1:23.39 (5./3.)	+6,180 +0,230	2:51.39 (3.) 113,005 Δ 4,610 (36.)	
6.	177	BACULIK Radim RRauto Racing Team	CZ	Škoda Fabia 1.9 TDi 4x4 E1-2000	1.97 1.93	5.31 5.13	1:39.60 (4./1.) 1:34.82 (6./1.)	1.86 1.64	5.06 4.71	1:29.56 (5./1.) 1:27.33 (6./1.)	+11,680 +5,500	2:56.89 (1.) 109,492 Δ 2,230 (12.)	
7.	20	CERNIN Vaclav KV Motorsport Team	CZ	Mitsubishi Lancer EVO IV E2SH	1.92 1.92	5.53 5.29	1:39.28 (3./1.) 1:34.27 (5./1.)	1.72 1.64	4.87 4.77	1:31.10 (7./1.) 1:28.30 (7./1.)	+14,190 +2,510	2:59.40 (1.) 107,960 Δ 2,800 (17.)	
8.	184	BOHÁČ Milan LRT-Renault Chrudim	CZ	Renault Clio E1-2000	2.28 2.30	6.08 6.13	1:48.02 (12./5.) 1:38.68 (10./4.)	2.14 2.07	5.59 5.40	1:33.82 (8./2.) 1:29.65 (8./2.)	+18,260 +4,070	3:03.47 (2.) 105,565 Δ 4,170 (30.)	
9.	250	DAVID Petr TDIFUN motorsport	CZ	VW Golf TDI E1-2000	2.59 2.62	6.87 6.75	1:42.84 (7./3.) 1:39.19 (11./5.)	2.15 1.99	5.76 5.41	1:34.14 (11./5.) 1:29.91 (9./3.)	+18,840 +0,580	3:04.05 (3.) 105,232 Δ 4,230 (31.)	
10.	337	HOLÁN Ivo Pivín	CZ	Subaru Impreza Sti S1+2000	1.83	5.37	- DNS - 1:41.95 (15./2.)	1.65 1.60	4.92 4.86	1:34.31 (12./1.) 1:31.43 (11./1.)	+20,530 +1,690	3:05.74 (1.) 104,275 Δ 2,880 (18.)	
11.	451	SURÓWKA Jaroslav JS Racing o.s.	CZ	Formule Mondial MTX 1-06 HA2	1.96 1.76	5.70 5.88	1:49.01 (13./1.) 1:58.36 (50./1.)	1.73 1.63	5.08 4.91	1:36.38 (13./1.) 1:30.29 (10./1.)	+21,460 +0,930	3:06.67 (1.) 103,755 Δ 6,090 (44.)	
12.	199	FIRTL ML. Stanislav Firtl Motorsport	CZ	Škoda Octavia TDi E1-2000	2.33 2.41	6.56 6.42	1:42.79 (6./2.) 1:38.38 (9./3.)	2.21 2.06	5.68 5.51	1:33.86 (9./3.) 1:33.52 (14./4.)	+22,170 +0,710	3:07.38 (4.) 103,362 Δ 0,340 (1.)	



Rank	No	Driver Entrant	Country Bird	Car Class	Qualification				RACE				Diff. Prev.	TIME Speed (km/h)
					20 m	100 m	m	Time	20m	100m	m	Time		
13.	125	DOSEDĚL Dušan DK-mont	CZ	Subaru Impreza WRX STI E1+2000	2.54 1.90	6.16 5.26	1:55.87 (25./5.) 1:44.27 (16./5.)	1.99 1.95	4.94 4.81	1:37.03 (15./4.) 1:32.02 (13./4.)	+23,840 +1,670	3:09.05 (4.) 102,449 Δ 5,010 (38.)		
14.	306	ČEPIČKA Vlastimil Šternberk	CZ	Mitsubishi Lancer S1+2000	2.49 1.82	6.24 5.07	1:51.73 (17./1.) 1:41.25 (13./1.)	1.63 1.70	4.70 4.80	1:37.03 (15./2.) 1:35.30 (16./2.)	+27,120 +3,280	3:12.33 (2.) 100,702 Δ 1,730 (8.)		
15.	389	ZIMÁK Martin KV Motor Sport a.s	CZ	Citroen Saxo Vts S1-1600	2.24	6.08	- DNS - 1:46.35 (21./1.)	2.02 2.02	5.48 5.66	1:36.98 (14./1.) 1:35.76 (17./1.)	+27,530 +0,410	3:12.74 (1.) 100,488 Δ 1,220 (5.)		
16.	182	JAJČAY Pavol Autoklub Pezinok	SK	Nissan Sunny E1-2000	2.36 2.39	6.08 6.13	1:44.00 (9./4.) 1:39.62 (12./6.)	2.28 2.06	6.03 5.46	1:38.78 (18./6.) 1:34.25 (15./5.)	+27,820 +0,290	3:13.03 (5.) 100,337 Δ 4,530 (35.)		
17.	11	BUCHAR Jaroslav BRC	CZ	Formule Van Diemen E2/C-2000	2.13 1.98	7.08 5.50	2:29.97 (55./2.) 1:46.21 (19./1.)	1.62 1.54	4.81 4.62	1:38.69 (17./1.) 1:36.47 (18./1.)	+29,950 +2,130	3:15.16 (1.) 99,242 Δ 2,220 (10.)		
18.	18	HLAVINKA Josef Motorsport Hlavinka	CZ	Formule Lotus E2/C+2000	2.41 2.14	7.00 6.03	2:18.17 (53./2.) 1:57.43 (49./2.)	1.86 1.82	5.34 4.79	1:47.84 (34./2.) 1:31.54 (12./2.)	+34,170 +4,220	3:19.38 (2.) 97,141 Δ 16,300 (59.)		
19.	140	SLOBODA Anton Tóno Racing	SK	Škoda 130 E1-1400	2.25 2.21	6.09 5.93	1:54.62 (21./2.) 1:47.29 (25./1.)	1.93 1.89	5.36 5.27	1:42.02 (20./1.) 1:39.41 (22./1.)	+36,220 +2,050	3:21.43 (1.) 96,153 Δ 2,610 (14.)		
20.	40	OSLADIL Jan Autosport Osladil	CZ	Formule Delta 2 E2/C-2000	2.27 2.14	6.00 5.68	1:59.06 (29./1.) 1:50.61 (32./2.)	1.75 1.70	5.06 4.98	1:43.04 (22./2.) 1:38.66 (20./2.)	+36,490 +0,270	3:21.70 (2.) 96,024 Δ 4,380 (34.)		
21.	360	WINTER Jaroslav AMK Hořice	CZ	Honda Civic Type R S1-2000	2.44 2.45	6.66 6.30	1:59.34 (31./3.) 1:44.51 (17./1.)	2.45 2.15	6.39 5.79	1:43.08 (23./1.) 1:39.27 (21./1.)	+37,140 +0,650	3:22.35 (1.) 95,715 Δ 3,810 (23.)		
22.	128	KRATOCHVÍL JAN HRT	CZ	Mitsubishi Lancer Evo IX E1+2000	2.14 1.88	5.86 5.46	1:57.18 (27./6.) 1:46.65 (22./6.)	1.75 1.70	5.17 5.10	1:42.48 (21./5.) 1:40.26 (24./5.)	+37,530 +0,390	3:22.74 (5.) 95,531 Δ 2,220 (10.)		
23.	121	CICÁK Viliam Podlužany	SK	Citroën Saxo E1-1600	2.26 2.22	6.17 6.10	1:54.29 (19./3.) 1:46.26 (20./2.)	2.29 2.10	6.00 5.54	1:45.75 (27./3.) 1:38.12 (19./1.)	+38,660 +1,130	3:23.87 (1.) 95,002 Δ 7,630 (53.)		
24.	19	MÜLLER Lukáš L.M. Racing	CZ	Škoda 100 E2SH	1.96 2.04	5.74 5.84	1:52.56 (18./2.) 1:47.09 (24./2.)	1.85 1.79	5.69 5.56	1:46.01 (28./2.) 1:40.01 (23./2.)	+40,810 +2,150	3:26.02 (2.) 94,010 Δ 6,000 (42.)		
25.	214	ŠUSTR Miloslav BP Autosport	CZ	Škoda Favorit E1-1400	2.34	6.49	1:55.26 (22./3.) 1:49.26 (29./3.)	2.03 1.99	5.81 5.85	1:44.72 (25./2.) 1:42.70 (32./4.)	+42,210 +1,400	3:27.42 (2.) 93,376 Δ 2,020 (9.)		
26.	210	HRUBÝ Milan ScuderiaMotorsport	CZ	Škoda FR16 E1-1600	2.46 2.43	6.35 6.35	1:47.84 (11./1.) 1:46.68 (23./3.)	2.13 2.17	5.83 6.11	1:43.52 (24./2.) 1:43.96 (37./3.)	+42,270 +0,060	3:27.48 (2.) 93,349 Δ 0,440 (2.)		
27.	330	SYTAŘ Petr Firtl Motorsport	CZ	Renault Clio Sport S1-2000	2.39 2.28	6.47 6.26	1:55.45 (23./2.) 1:50.82 (33./2.)	2.48 2.12	6.69 5.91	1:45.71 (26./2.) 1:41.84 (28./2.)	+42,340 +0,070	3:27.55 (2.) 93,317 Δ 3,870 (24.)		
28.	362	KAŠPAR Vilém VPK Motors	CZ	Škoda Fabia RS S1-2000	2.64 2.63	7.15 7.07	1:54.32 (20./1.) 1:50.84 (34./3.)	2.25 2.14	6.20 6.02	1:46.30 (29./3.) 1:42.17 (29./3.)	+43,260 +0,920	3:28.47 (3.) 92,905 Δ 4,130 (29.)		
29.	136	NOVÁKY Pepo Autopepo	SK	VW Jetta E1-2000	2.60 2.34	6.95 7.44	2:02.66 (39./7.) 1:55.21 (45./8.)	2.14 2.10	5.95 5.85	1:46.64 (30./7.) 1:42.57 (30./6.)	+44,000 +0,740	3:29.21 (6.) 92,577 Δ 4,070 (26.)		
30.	412	STRNAD Petr Hostr Team Racing	CZ	Škoda 130 RS HA1-1300	2.09 2.23	6.33 6.27	2:44.40 (57./7.) 1:53.93 (44./4.)	1.83 1.83	5.50 5.49	1:47.90 (36./1.) 1:41.40 (26./1.)	+44,090 +0,090	3:29.30 (1.) 92,537 Δ 6,500 (50.)		
31.	484	ZELENÝ Milan Historic Racing Club Jihlava	CZ	Škoda 130 LR/A HA1-1300	2.44 2.36	6.90 6.30	2:04.45 (43./4.) 3:25.06 (62./7.)	2.08 1.86	5.87 5.64	1:48.15 (37./2.) 1:41.51 (27./2.)	+44,450 +0,360	3:29.66 (2.) 92,378 Δ 6,640 (51.)		
32.	206	SEDLÁČEK Vlastimil Jupi Team	SK	Honda Civic E1-1600	2.29	6.29	- DNS - 1:53.04 (42./4.)	2.28 2.13	6.18 5.98	1:47.45 (32./4.) 1:43.85 (36./2.)	+46,090 +1,640	3:31.30 (3.) 91,661 Δ 3,600 (22.)		
33.	388	ÁZSÓTH Ladislav DECAM Motorsport	CZ	Citroen Saxo S1-1600	2.31	6.55	- DNS - 1:51.51 (35./2.)	2.34 2.09	6.46 5.97	1:49.34 (43./3.) 1:43.12 (33./2.)	+47,250 +1,160	3:32.46 (2.) 91,161 Δ 6,220 (47.)		
34.	387	ŠTĚPÁNEK Jan TU Brno Racing	CZ	Citroën Saxo S1-1600	2.61 2.47	7.01 6.78	1:59.83 (33./1.) 1:52.29 (38./3.)	2.39 2.16	6.59 6.12	1:48.95 (41./2.) 1:43.58 (35./3.)	+47,320 +0,070	3:32.53 (3.) 91,131 Δ 5,370 (39.)		
35.	106	JARABEK Miro M3M Racing Team	SK	VW Golf KIT E1+2000	2.98 2.27	7.88 6.54	2:03.97 (42./7.) 1:51.72 (36./7.)	2.29 2.26	6.43 6.47	1:47.53 (33./6.) 1:45.88 (41./6.)	+48,200 +0,880	3:33.41 (6.) 90,755 Δ 1,650 (6.)		
36.	411	CHYTL Ondřej Martin Chytil	CZ	Škoda 130 L HA1-1300	2.21 2.17	6.17 6.10	1:59.55 (32./1.) 1:52.44 (40./2.)	2.17 2.07	6.06 5.82	1:48.84 (39./3.) 1:44.73 (39./3.)	+48,360 +0,160	3:33.57 (3.) 90,687 Δ 4,110 (28.)		
37.	113	MALEŇÁK Dušan AMK Masarykův okruh	CZ	Škoda 130 LR/H E1-1400	2.36 1.92	6.49 5.81	2:09.37 (48./6.) 1:49.84 (30./4.)	2.17 1.78	6.08 5.57	1:51.50 (48./4.) 1:42.68 (31./3.)	+48,970 +0,610	3:34.18 (3.) 90,429 Δ 8,820 (54.)		
38.	118	DIVIŠOVÁ Alexandra .j.	CZ	Renault Clio E1-2000	2.27 2.32	6.52 6.71	2:03.86 (41./8.) 1:58.60 (51./9.)	2.55 2.22	6.94 6.36	1:50.52 (45./8.) 1:44.08 (38./7.)	+49,390 +0,420	3:34.60 (7.) 90,252 Δ 6,440 (49.)		

Rank	№	Driver Entrant	Country Bird	Car Class	Qualification			RACE				Diff. Prev.	TIME Speed (km/h)
					20 m	100 m	m	Time	20m	100m	m		
39.	468	MESÁROŠ Ján MEŠI	SK 1955	Škoda 120S HA1-1300	2.07 1.95	6.29 5.90	2:02.50 (38./3.) 1:53.47 (43./3.)	1.94 1.94	5.85 5.86	1:48.87 (40./4.) 1:47.18 (42./4.)	+50,840 +1,450	3:36.05 (4.) 89,646 Δ 1,690 (7.)	
40.	244	FILIPÍN Jiří JiFicar Racing Team	CZ 1978	Suzuki Swift GTI E1-1400	2.54 2.40	7.24 6.78	1:50.74 (15./1.) 1:48.69 (27./2.)	2.49 2.05	6.90 5.79	1:54.85 (54./5.) 1:41.36 (25./2.)	+51,000 +0,160	3:36.21 (4.) 89,580 Δ 13,490 (58.)	
41.	139	JEŽEK Radim Ježek Motorsport	CZ 1964	Škoda Felicia E1-1400	2.68	6.93	1:56.01 (26./4.) - DNS -	2.23 2.13	5.88 5.88	1:50.93 (47./3.) 1:45.48 (40./5.)	+51,200 +0,200	3:36.41 (5.) 89,497 Δ 5,450 (40.)	
42.	455	PERDOCH Stanislav	CZ 1952	Honda CRX HA1-2000	3.17 2.87	8.25 8.31	2:02.91 (40./1.) 2:00.63 (54./3.)	2.28 2.29	6.30 6.34	1:48.49 (38./1.) 1:48.99 (47./1.)	+52,270 +1,070	3:37.48 (1.) 89,056 Δ 0,500 (3.)	
43.	494	MESAROS Martin Autoklub Pezínok	SK 1988	Škoda 120 LS HA1-1300	2.31 2.21	6.26 6.10	2:00.17 (34./2.) 1:52.13 (37./1.)	1.93 1.82	5.73 5.59	1:50.58 (46./5.) 1:47.22 (43./5.)	+52,590 +0,320	3:37.80 (5.) 88,926 Δ 3,360 (21.)	
44.	432	FILGAS Svatopluk Walachian National Team	CZ 1970	Ford Sierra XR 4x4 HA1+2000	1.83	6.08	1:59.12 (30./1.) - DNS -	1.86 1.84	5.95 5.94	1:49.44 (44./1.) 1:48.40 (44./1.)	+52,630 +0,040	3:37.84 (1.) 88,909 Δ 1,040 (4.)	
45.	234	FOLDI Marek Autoklub Pezínok	SK 1988	Seat Leon E1-2000	2.45 2.86	7.08 7.05	2:01.16 (36./6.) 1:52.33 (39./7.)	2.40 2.40	6.36 6.30	1:51.70 (49./9.) 1:48.92 (46./8.)	+55,410 +2,780	3:40.62 (8.) 87,789 Δ 2,780 (16.)	
46.	406	CHYTIL Martin Martin Chytil	CZ 1977	Škoda 120 S HA1-2000	2.34 2.27	7.14 6.74	2:07.00 (44./2.) 1:56.91 (47./1.)	2.11	6.33	1:54.64 (53./2.) 1:50.37 (49./2.)	+59,800 +4,390	3:45.01 (2.) 86,076 Δ 4,270 (33.)	
47.	218	KOPIŠTĚ Jaroslav Hobby Racing Team Kutná Hora	CZ 1974	Škoda 120 S E1-1400	2.31 3.00	6.54 7.39	2:00.49 (35./5.) 1:59.13 (52./5.)	2.20 1.91	6.45 5.87	1:55.66 (55./6.) 1:49.58 (48./6.)	+60,030 +0,230	3:45.24 (6.) 85,988 Δ 6,080 (43.)	
48.	301	VALENTÍK František Holešov	CZ 1967	Toyota Celica S1-1600	2.70 2.38	7.27 6.72	2:08.44 (46./3.) 1:55.52 (46./4.)	2.64 2.23	7.08 6.45	1:54.18 (52./5.) 1:51.70 (52./4.)	+60,670 +0,640	3:45.88 (4.) 85,745 Δ 2,480 (13.)	
49.	410	OSLADIL Jan Autosport Osladil	CZ 1968	Formule Škoda MTX 1-01 HA2	2.35 2.27	6.98 6.74	2:15.68 (51./2.) 2:00.84 (55./2.)	1.97 1.88	6.17 5.88	1:56.59 (56./2.) 1:50.38 (50./2.)	+61,760 +1,090	3:46.97 (2.) 85,333 Δ 6,210 (46.)	
50.	409	CHYTIL Jaroslav Martin Chytil	CZ 1953	Škoda 110 R HA1-2000	2.36 2.07	6.90 6.12	2:09.13 (47./3.) 1:56.94 (48./2.)	2.01 2.05	6.01 6.10	1:57.25 (57./3.) 1:51.31 (51./3.)	+63,350 +1,590	3:48.56 (3.) 84,739 Δ 5,940 (41.)	
51.	480	HRADIL Vladimír Škoda	CZ 1950	Škoda 110R HA1-1300	2.51	7.32	2:53.08 (58./8.) - DNS -	2.06 1.96	6.29 6.12	2:00.57 (60./7.) 1:51.71 (53./6.)	+67,070 +3,720	3:52.28 (6.) 83,382 Δ 8,860 (55.)	
52.	441	ŠVÁB Petr HL Motorsport	CZ 1971	Škoda 120 HA1-1300	2.43 2.40	7.30 7.06	2:13.31 (49./5.) 2:05.64 (58./6.)	2.18 2.02	6.46 6.27	1:58.48 (58./6.) 1:55.19 (54./7.)	+68,460 +1,390	3:53.67 (7.) 82,886 Δ 3,290 (20.)	
53.	401	ŽÁČEK Michal Žáček	CZ 2000	Škoda 125 HA1-1300	2.26 2.24	6.94 6.75	2:17.23 (52./6.) 2:04.34 (57./5.)	2.13 2.05	6.52 6.36	2:00.84 (61./8.) 1:55.91 (55./8.)	+71,540 +3,080	3:56.75 (8.) 81,808 Δ 4,930 (37.)	
54.	317	DAWE Pálka David Ludslavice	CZ 1992	Toyota Celica S1-1600	2.69 2.46	7.10 6.84	2:08.40 (45./2.) 2:00.48 (53./5.)	2.30 2.18	6.53 6.34	1:52.96 (51./4.) 2:04.66 (57./5.)	+72,410 +0,870	3:57.62 (5.) 81,508 Δ 11,700 (57.)	
55.	200	ŠTĚPÁNEK Milan Štěpa Racing Team	CZ 1952	BMW E36 1.8is E1-2000	2.48 2.39	7.26 7.07	2:13.78 (50./9.) 2:03.74 (56./10.)	2.70 2.11	7.50 6.14	2:00.52 (59./10.) 2:04.62 (56./9.)	+79,930 +7,520	4:05.14 (9.) 79,008 Δ 4,100 (27.)	
56.	132	MARČÁK Pavel HM Motorsport	CZ 1982	Fiat 126 E1-1150	2.93 2.32	8.49 7.62	2:29.17 (54./1.) 2:24.23 (60./1.)	2.46 2.29	7.76 7.68	2:21.91 (63./1.) 2:18.66 (58./1.)	+115,360 +35,430	4:40.57 (1.) 69,031 Δ 3,250 (19.)	
57.	127	HRDLÍČKA Ondřej HM Motorsport	CZ 1988	Fiat 126 E1-1150	2.46 2.35	8.01 7.81	2:35.03 (56./2.) 2:28.70 (61./2.)	2.40 2.39	7.77 7.83	2:25.34 (64./2.) 2:21.09 (59./2.)	+121,220 +5,860	4:46.43 (2.) 67,619 Δ 4,250 (32.)	
	242	MACEK Vojtěch Motokáry Bruntál	CZ 1946	Škoda 1500 R E1-1600	2.12 2.10	6.07 5.86	1:51.44 (16./2.) 1:44.92 (18./1.)	1.85 1.83	5.49 5.52	1:40.81 (19./1.) - DNF -	-	- DNF -	
	312	ZWEIMUELLER Johnny MAD Racing Power	AT 1980	KTM X-bow S2	2.57	6.72	1:55.48 (24./1.) 1:52.94 (41./2.)	2.00	5.42	1:48.97 (42./1.) - DNS -	-	- DNF -	
	133	KRETZ Michal KLM Motorsport	CZ 1980	Škoda Fabia E1+2000	2.71 2.53	6.89 6.64	1:43.75 (8./3.) 1:41.35 (14./4.)	2.45	6.28	1:51.96 (50./7.) - DNS -	-	- DNF -	
	314	TURKOVIČ Ladislav Meši2	SK 1956	Renault Coupe S1-1600	2.43	7.02	- DNS - 2:10.02 (59./6.)	2.76	7.98	2:10.14 (62./6.) - DNS -	-	- DNF -	
	198	FIBICH Václav Fibich Václav přeprava osob	CZ 1983	Opel Corsa E1-2000	2.45	6.32	- DNS - 1:37.96 (8./2.)	2.35	5.87	1:33.99 (10./4.) - DNS -	-	- DNF -	
	302	MADRIAN Joanna Mad Racing Power	AT 1983	KTM X-Bow S2	2.02	5.73	- DNS - 1:48.36 (26./1.)	-	-	- DNS - - DNS -	-	- DNF -	

Rank	№	Driver Entrant	Country Bird	Car Class	Qualification			RACE			Diff. Prev. Speed (km/h)	TIME Speed (km/h)
					20 m	100 m	m	Time	20m	100m		

Competition / Weather Information									
Qualification					RACE				
	Time	Weather	Temp. (°C)			Time	Weather	Temp. (°C)	
			Air	Road				Air	Road
1st Round	9:18 - 10:12	Rain	15	9	1st Round	12:08 - 13:56	Cloudy	18	14
2nd Round	10:29 - 11:39	Cloudy	15	11	2nd Round	14:17 - 15:37	Semicloudy	20	14
					3rd Round	-			

Statistics										
		Time			Speed (km/h)			Competitors / Nations		
		Min	Max	Avg.	Max	Min	Avg.	in start list	started	with results
Qualification	1st Round	1:32.850	2:53.080	2:00.300	104,297	55,951	80,498	78/3	58/3	58/3
	2nd Round	1:27.310	3:25.060	1:51.561	110,915	47,225	86,804	78/3	62/3	62/3
RACE	1st Round	1:23.960	2:25.340	1:46.461	115,341	66,630	90,962	79/3	64/3	64/3
	2nd Round	1:20.530	2:21.090	1:42.197	120,253	68,637	94,758	78/3	60/3	59/3
	3rd Round							78/3	0/3	0/0

Race Director GÄNSDORFER Aleš (CZE)	Sport Marshal IHA  BARTL Miroslav (CZE)	Main Timekeeper  ŠABÍK L'uboš (SVK)
--	--	--

Maverick Rescue EuroCup 2012

I. Šternberský vrch 2013, 30.6.2013

Šternberk, 28. - 30. 6. 2013

Jury / Competition Management				Hill Data			
Chief of Competition	GÄNSDORFER Aleš (CZE)			Start Altitude			382 m
Race Director	GÄNSDORFER Aleš (CZE)			Finish Altitude			441 m
Vice chairman	NYKODÝMOVÁ Jana (CZE)			Vertical Drop			59 m
Sport Marshal IHA	BARTL Miroslav (CZE)			Course Length			2690 m
Technical Marshal IHA	DANĚK Pavel (CZE)			Min course Width			8 m
				Count of right-hand bend			
				Count of left-hand bend			
				Hill Record			2011, KOMÁREK David Norma M20F: 1:09.81

Rank	No	Driver Entrant	Country Bird	Car Class	Qualification			RACE			Diff. Prev.	TIME Speed (km/h)
					20 m	100 m	m	Time	20m	100m		
CLASS S1-1600												
1.	389	ZIMÁK Martin KV Motor Sport a.s	CZ 1989	Citroen Saxo Vts S1-1600	2.24	6.08	- DNS - 1:46.35 (21./1.)	2.02	5.48	1:36.98 (14./1.) 1:35.76 (17./1.)		3:12.74 (15.) 100,488
2.	388	ÁZSÓTH Ladislav DECAM Motorsport	CZ 1959	Citroen Saxo S1-1600	2.31	6.55	- DNS - 1:51.51 (35./2.)	2.34	6.46	1:49.34 (43./3.) 1:43.12 (33./2.)	+19,720 +19,720	3:32.46 (33.) 91,161
3.	387	ŠTĚPÁNEK Jan TU Brno Racing	CZ 1989	Citroen Saxo S1-1600	2.61	7.01	1:59.83 (33./1.) 1:52.29 (38./3.)	2.39	6.59	1:48.95 (41./2.) 1:43.58 (35./3.)	+19,790 +0,070	3:32.53 (34.) 91,131
4.	301	VALENTÍK František Holešov	CZ 1967	Toyota Celica S1-1600	2.70	7.27	2:08.44 (46./3.) 1:55.52 (46./4.)	2.64	7.08	1:54.18 (52./5.) 1:51.70 (52./4.)	+33,140 +13,350	3:45.88 (48.) 85,745
5.	317	DAWE Pálka David Ludslavice	CZ 1992	Toyota Celica S1-1600	2.69	7.10	2:08.40 (45./2.) 2:00.48 (53./5.)	2.30	6.53	1:52.96 (51./4.) 2:04.66 (57./5.)	+44,880 +11,740	3:57.62 (54.) 81,508
	314	TURKOVIČ Ladislav Mešič	SK 1956	Renault Coupe S1-1600	2.43	7.02	- DNS - 2:10.02 (59./6.)	2.76	7.98	2:10.14 (62./6.) - DNS - - DNS -		- DNF -
CLASS S1-2000												
1.	360	WINTER Jaroslav AMK Hořice	CZ 1959	Honda Civic Type R S1-2000	2.44	6.66	1:59.34 (31./3.) 1:44.51 (17./1.)	2.45	6.39	1:43.08 (23./1.) 1:39.27 (21./1.)		3:22.35 (21.) 95,715
2.	330	SYTAŘ Petr Firtl Motorsport	CZ 1977	Renault Clio Sport S1-2000	2.39	6.47	1:55.45 (23./2.) 1:50.82 (33./2.)	2.48	6.69	1:45.71 (26./2.) 1:41.84 (28./2.)	+5,200 +5,200	3:27.55 (27.) 93,317
3.	362	KAŠPAR Vilém VPK Motors	CZ 1983	Škoda Fabia RS S1-2000	2.64	7.15	1:54.32 (20./1.) 1:50.84 (34./3.)	2.25	6.20	1:46.30 (29./3.) 1:42.17 (29./3.)	+6,120 +0,920	3:28.47 (28.) 92,905
CLASS S1+2000												
1.	337	HOLÁN Ivo Pivín	CZ 1975	Subaru Impreza Sti S1+2000	1.83	5.37	- DNS - 1:41.95 (15./2.)	1.65	4.92	1:34.31 (12./1.) 1:31.43 (11./1.)		3:05.74 (10.) 104,275
2.	306	ČEPIČKA Vlastimil Šternberk	CZ 1962	Mitsubishi Lancer S1+2000	2.49	6.24	1:51.73 (17./1.) 1:41.25 (13./1.)	1.63	4.70	1:37.03 (15./2.) 1:35.30 (16./2.)	+6,590 +6,590	3:12.33 (14.) 100,702
CLASS E1-1150												

Rank	№	Driver Entrant	Country Bird	Car Class	Qualification			RACE				Diff. Prev.	TIME Speed (km/h)
					20 m	100 m	m	Time	20m	100m	m		
1.	132	MARČÁK Pavel HM Motorsport	CZ 1982	Fiat 126 E1-1150	2.93 2.32	8.49 7.62	2:29.17 (54./1.) 2:24.23 (60./1.)	2.46 2.29	7.76 7.68	2:21.91 (63./1.) 2:18.66 (58./1.)	-DNS-	4:40.57 (56.) 69,031	
2.	127	HRDLIČKA Ondřej HM Motorsport	CZ 1988	Fiat 126 E1-1150	2.46 2.35	8.01 7.81	2:35.03 (56./2.) 2:28.70 (61./2.)	2.40 2.39	7.77 7.83	2:25.34 (64./2.) 2:21.09 (59./2.)	+5,860 +5,860	4:46.43 (57.) 67,619	

CLASS E1-1400

1.	140	SLOBODA Anton Tóno Racing	SK 1945	Škoda 130 E1-1400	2.25 2.21	6.09 5.93	1:54.62 (21./2.) 1:47.29 (25./1.)	1.93 1.89	5.36 5.27	1:42.02 (20./1.) 1:39.41 (22./1.)	-DNS-	3:21.43 (19.) 96,153
2.	214	ŠUSTR Miloslav BP Autosport	CZ 1952	Škoda Favorit E1-1400	2.34 2.35	6.49 7.81	1:55.26 (22./3.) 1:49.26 (29./3.)	2.03 1.99	5.81 5.85	1:44.72 (25./2.) 1:42.70 (32./4.)	+5,990 +5,990	3:27.42 (25.) 93,376
3.	113	MALEŇÁK Dušan AMK Masarykův okruh	CZ 1977	Škoda 130 LR/H E1-1400	2.36 1.92	6.49 5.81	2:09.37 (48./6.) 1:49.84 (30./4.)	2.17 1.78	6.08 5.57	1:51.50 (48./4.) 1:42.68 (31./3.)	+12,750 +6,760	3:34.18 (37.) 90,429
4.	244	FILIPÍN Jiří JiFicar Racing Team	CZ 1978	Suzuki Swift GTI E1-1400	2.54 2.40	7.24 6.78	1:50.74 (15./1.) 1:48.69 (27./2.)	2.49 2.05	6.90 5.79	1:54.85 (54./5.) 1:41.36 (25./2.)	+14,780 +2,030	3:36.21 (40.) 89,580
5.	139	JEŽEK Radim Ježek Motorsport	CZ 1964	Škoda Felicia E1-1400	2.68 2.13	6.93 5.88	1:56.01 (26./4.) - DNS -	2.23 2.13	5.88 5.88	1:50.93 (47./3.) 1:45.48 (40./5.)	+14,980 +0,200	3:36.41 (41.) 89,497
6.	218	KOPIŠTĚ Jaroslav Hobby Racing Team Kutná Hora	CZ 1974	Škoda 120 S E1-1400	2.31 3.00	6.54 7.39	2:00.49 (35./5.) 1:59.13 (52./5.)	2.20 1.91	6.45 5.87	1:55.66 (55./6.) 1:49.58 (48./6.)	+23,810 +8,830	3:45.24 (47.) 85,988

CLASS E1-1600

1.	121	CICÁK Viliam Podlužany	SK 1955	Citroën Saxo E1-1600	2.26 2.22	6.17 6.10	1:54.29 (19./3.) 1:46.26 (20./2.)	2.29 2.10	6.00 5.54	1:45.75 (27./3.) 1:38.12 (19./1.)	-DNS-	3:23.87 (23.) 95,002
2.	210	HRUBÝ Milan ScuderiaMotorsport	CZ 1988	Škoda FR16 E1-1600	2.46 2.43	6.35 6.35	1:47.84 (11./1.) 1:46.68 (23./3.)	2.13 2.17	5.83 6.11	1:43.52 (24./2.) 1:43.96 (37./3.)	+3,610 +3,610	3:27.48 (26.) 93,349
3.	206	SEDLÁČEK Vlastimil Jupi Team	SK 1956	Honda Civic E1-1600	- DNS - 2.29	6.29	- DNS - 1:53.04 (42./4.)	2.28 2.13	6.18 5.98	1:47.45 (32./4.) 1:43.85 (36./2.)	+7,430 +3,820	3:31.30 (32.) 91,661
	242	MACEK Vojtěch Motokáry Bruntál	CZ 1946	Škoda 1500 R E1-1600	2.12 2.10	6.07 5.86	1:51.44 (16./2.) 1:44.92 (18./1.)	1.85 1.83	5.49 5.52	1:40.81 (19./1.) - DNF - - DNS -	- DNF -	- DNF -

CLASS E1-2000

1.	177	BACULIK Radim RRauto Racing Team	CZ 1977	Škoda Fabia 1.9 TDi 4x4 E1-2000	1.97 1.93	5.31 5.13	1:39.60 (4./1.) 1:34.82 (6./1.)	1.86 1.64	5.06 4.71	1:29.56 (5./1.) 1:27.33 (6./1.)	-DNS-	2:56.89 (6.) 109,492
2.	184	BOHÁČ Milan LRT-Renault Chrudim	CZ 1957	Renault Clio E1-2000	2.28 2.30	6.08 6.13	1:48.02 (12./5.) 1:38.68 (10./4.)	2.14 2.07	5.59 5.40	1:33.82 (8./2.) 1:29.65 (8./2.)	+6,580 +6,580	3:03.47 (8.) 105,565
3.	250	DAVID Petr TDIFUN motorsport	CZ 1976	VW Golf TDI E1-2000	2.59 2.62	6.87 6.75	1:42.84 (7./3.) 1:39.19 (11./5.)	2.15 1.99	5.76 5.41	1:34.14 (11./5.) 1:29.91 (9./3.)	+7,160 +0,580	3:04.05 (9.) 105,232
4.	199	FIRTL ML. Stanislav Firtl Motorsport	CZ 1991	Škoda Octavia TDi E1-2000	2.33 2.41	6.56 6.42	1:42.79 (6./2.) 1:38.38 (9./3.)	2.21 2.06	5.68 5.51	1:33.86 (9./3.) 1:33.52 (14./4.)	+10,490 +3,330	3:07.38 (12.) 103,362
5.	182	JAJČAY Pavol Autoklub Pezinok	SK 1982	Nissan Sunny E1-2000	2.36 2.39	6.08 6.13	1:44.00 (9./4.) 1:39.62 (12./6.)	2.28 2.06	6.03 5.46	1:38.78 (18./6.) 1:34.25 (15./5.)	+16,140 +5,650	3:13.03 (16.) 100,337
6.	136	NOVÁKY Pepo Autopepo	SK 1977	VW Jetta E1-2000	2.60 2.34	6.95 7.44	2:02.66 (39./7.) 1:55.21 (45./8.)	2.14 2.10	5.95 5.85	1:46.64 (30./7.) 1:42.57 (30./6.)	+32,320 +16,180	3:29.21 (29.) 92,577
7.	118	DIVIŠOVÁ Alexandra J.	CZ 1977	Renault Clio E1-2000	2.27 2.32	6.52 6.71	2:03.86 (41./8.) 1:58.60 (51./9.)	2.55 2.22	6.94 6.36	1:50.52 (45./8.) 1:44.08 (38./7.)	+37,710 +5,390	3:34.60 (38.) 90,252
8.	234	FOLDI Marek Autoklub Pezinok	SK 1988	Seat Leon E1-2000	2.45 2.86	7.08 7.05	2:01.16 (36./6.) 1:52.33 (39./7.)	2.40 2.40	6.36 6.30	1:51.70 (49./9.) 1:48.92 (46./8.)	+43,730 +6,020	3:40.62 (45.) 87,789
9.	200	ŠTĚPÁNEK Milan Štěpa Racing Team	CZ 1952	BMW E36 1.8is E1-2000	2.48 2.39	7.26 7.07	2:13.78 (50./9.) 2:03.74 (56./10.)	2.70 2.11	7.50 6.14	2:00.52 (59./10.) 2:04.62 (56./9.)	+68,250 +24,520	4:05.14 (55.) 79,008
	198	FIBICH Václav Fibich Václav přeprava osob	CZ 1983	Opel Corsa E1-2000	- DNS - 2.45	6.32	- DNS - 1:37.96 (8./2.)	2.35	5.87	1:33.99 (10./4.) - DNS - - DNS -	- DNF -	- DNF -

CLASS E1+2000

1.	3	STEHLIK Karel KV Motorsport Team	CZ 1980	Mitsubishi Colt E1+2000	1.87 1.64	5.14 4.66	1:33.65 (2./2.) 1:27.31 (1./1.)	1.47 1.50	4.05 4.13	1:23.96 (1./1.) 1:21.25 (2./1.)	-DNS-	2:45.21 (1.) 117,233
2.	221	MEIXNER Richard KV Motorsport team	CZ 1953	Mitsubishi Lancer Evo VIII E1+2000	1.72 1.57	4.82 4.38	1:32.85 (1./1.) 1:27.39 (2./2.)	1.55	4.30	1:28.73 (3./3.) 1:22.43 (4./2.)	+5,950 +5,950	2:51.16 (4.) 113,157

Rank	№	Driver Entrant	Country Bird	Car Class	Qualification			RACE				Diff. Prev.	TIME Speed (km/h)
					20 m	100 m	m	Time	20m	100m	m		
3.	5	CICHA Veronika KV Motorsport Team	CZ 1987	Mitsubishi WRC 05 E1+2000	1.95 1.95	5.65 5.21	1:44.81 (10./4.) 1:32.18 (4./3.)	1.76 1.60	4.77 4.54	1:28.00 (2./2.) 1:23.39 (5./3.)	+6,180 +0,230	2:51.39 (5.) 113,005	
4.	125	DOSEĐEL Dušan DK-mont	CZ 1972	Subaru Impreza WRX STi E1+2000	2.54 1.90	6.16 5.26	1:55.87 (25./5.) 1:44.27 (16./5.)	1.99 1.95	4.94 4.81	1:37.03 (15./4.) 1:32.02 (13./4.)	+23,840 +17,660	3:09.05 (13.) 102,449	
5.	128	KRATOCHVÍL JAN HRT	CZ 1972	Mitsubishi Lancer Evo IX E1+2000	2.14 1.88	5.86 5.46	1:57.18 (27./6.) 1:46.65 (22./6.)	1.75 1.70	5.17 5.10	1:42.48 (21./5.) 1:40.26 (24./5.)	+37,530 +13,690	3:22.74 (22.) 95,531	
6.	106	JARABEK Miro M3M Racing Team	SK 1977	VW Golf KIT E1+2000	2.98 2.27	7.88 6.54	2:03.97 (42./7.) 1:51.72 (36./7.)	2.29 2.26	6.43 6.47	1:47.53 (33./6.) 1:45.88 (41./6.)	+48,200 +10,670	3:33.41 (35.) 90,755	
	133	KRETZ Michal KLM Motorsport	CZ 1980	Škoda Fabia E1+2000	2.71 2.53	6.89 6.64	1:43.75 (8./3.) 1:41.35 (14./4.)	2.45	6.28	1:51.96 (50./7.) - DNS - - DNS -		- DNF -	

CLASS E2SH

1.	20	CERNIN Vaclav KV Motorsport Team	CZ 1994	Mitsubishi Lancer EVO IV E2SH	1.92 1.92	5.53 5.29	1:39.28 (3./1.) 1:34.27 (5./1.)	1.72 1.64	4.87 4.77	1:31.10 (7./1.) 1:28.30 (7./1.)		2:59.40 (7.) 107,960
2.	19	MÜLLER Lukáš L.M. Racing	CZ 1986	Škoda 100 E2SH	1.96 2.04	5.74 5.84	1:52.56 (18./2.) 1:47.09 (24./2.)	1.85 1.79	5.69 5.56	1:46.01 (28./2.) 1:40.01 (23./2.)	+26,620 +26,620	3:26.02 (24.) 94,010

CLASS S2

	312	ZWEIMUELLER Johnny MAD Racing Power	AT 1980	KTM X-bow S2	2.57	6.72	1:55.48 (24./1.) 1:52.94 (41./2.)	2.00	5.42	1:48.97 (42./1.) - DNS - - DNS -		- DNF -
	302	MADRIAN Joanna Mad Racing Power	AT 1983	KTM X-Bow S2	2.02	5.73	- DNS - 1:48.36 (26./1.)			- DNS - - DNS - - DNS -		- DNF -

CLASS HA1-1300

1.	412	STRNAD Petr Hostr Team Racing	CZ 1965	Škoda 130 RS HA1-1300	2.09 2.23	6.33 6.27	2:44.40 (57./7.) 1:53.93 (44./4.)	1.83 1.83	5.50 5.49	1:47.90 (36./1.) 1:41.40 (26./1.)		3:29.30 (30.) 92,537
2.	484	ZELENÝ Milan Historic Racing Club Jihlava	CZ 1984	Škoda 130 LR/A HA1-1300	2.44 2.36	6.90 6.30	2:04.45 (43./4.) 3:25.06 (62./7.)	2.08 1.86	5.87 5.64	1:48.15 (37./2.) 1:41.51 (27./2.)	+0,360 +0,360	3:29.66 (31.) 92,378
3.	411	CHYTIL Ondřej Martin Chytil	CZ 1991	Škoda 130 L HA1-1300	2.21 2.17	6.17 6.10	1:59.55 (32./1.) 1:52.44 (40./2.)	2.17 2.07	6.06 5.82	1:48.84 (39./3.) 1:44.73 (39./3.)	+4,270 +3,910	3:33.57 (36.) 90,687
4.	468	MESÁROŠ Ján MEŠI	SK 1955	Škoda 120S HA1-1300	2.07 1.95	6.29 5.90	2:02.50 (38./3.) 1:53.47 (43./3.)	1.94 1.94	5.85 5.86	1:48.87 (40./4.) 1:47.18 (42./4.)	+6,750 +2,480	3:36.05 (39.) 89,646
5.	494	MESAROS Martin Autoklub Pezinok	SK 1988	Škoda 120 LS HA1-1300	2.31 2.21	6.26 6.10	2:00.17 (34./2.) 1:52.13 (37./1.)	1.93 1.82	5.73 5.59	1:50.58 (46./5.) 1:47.22 (43./5.)	+8,500 +1,750	3:37.80 (43.) 88,926
6.	480	HRADIL Vladimír Škoda	CZ 1950	Škoda 110R HA1-1300	2.51	7.32	2:53.08 (58./8.) - DNS -	2.06 1.96	6.29 6.12	2:00.57 (60./7.) 1:51.71 (53./6.)	+22,980 +14,480	3:52.28 (51.) 83,382
7.	441	ŠVÁB Petr HL Motorsport	CZ 1971	Škoda 120 HA1-1300	2.43 2.40	7.30 7.06	2:13.31 (49./5.) 2:05.64 (58./6.)	2.18 2.02	6.46 6.27	1:58.48 (58./6.) 1:55.19 (54./7.)	+24,370 +1,390	3:53.67 (52.) 82,886
8.	401	ŽÁČEK Michal Žáček	CZ 2000	Škoda 125 HA1-1300	2.26 2.24	6.94 6.75	2:17.23 (52./6.) 2:04.34 (57./5.)	2.13 2.05	6.52 6.36	2:00.84 (61./8.) 1:55.91 (55./8.)	+27,450 +3,080	3:56.75 (53.) 81,808

CLASS HA1-2000

1.	455	PERDOCH Stanislav	CZ 1952	Honda CRX HA1-2000	3.17 2.87	8.25 8.31	2:02.91 (40./1.) 2:00.63 (54./3.)	2.28 2.29	6.30 6.34	1:48.49 (38./1.) 1:48.99 (47./1.)		3:37.48 (42.) 89,056
2.	406	CHYTIL Martin Martin Chytil	CZ 1977	Škoda 120 S HA1-2000	2.34 2.27	7.14 6.74	2:07.00 (44./2.) 1:56.91 (47./1.)	2.11	6.33	1:54.64 (53./2.) 1:50.37 (49./2.)	+7,530 +7,530	3:45.01 (46.) 86,076
3.	409	CHYTIL Jaroslav Martin Chytil	CZ 1953	Škoda 110 R HA1-2000	2.36 2.07	6.90 6.12	2:09.13 (47./3.) 1:56.94 (48./2.)	2.01 2.05	6.01 6.10	1:57.25 (57./3.) 1:51.31 (51./3.)	+11,080 +3,550	3:48.56 (50.) 84,739

CLASS HA1+2000

1.	432	FILGAS Svatopluk Walachian National Team	CZ 1970	Ford Sierra XR 4x4 HA1+2000	1.83	6.08	1:59.12 (30./1.) - DNS -	1.86 1.84	5.95 5.94	1:49.44 (44./1.) 1:48.40 (44./1.)		3:37.84 (44.) 88,909
----	-----	--	------------	--------------------------------	------	------	-----------------------------	--------------	--------------	--------------------------------------	--	--------------------------------

CLASS HA2

1.	451	SURÓWKA Jaroslav JS Racing o.s.	CZ 1987	Formule Mondial MTX 1-06 HA2	1.96 1.76	5.70 5.88	1:49.01 (13./1.) 1:58.36 (50./1.)	1.73 1.63	5.08 4.91	1:36.38 (13./1.) 1:30.29 (10./1.)		3:06.67 (11.) 103,755
2.	410	OSLADIL Jan Autosport Osladil	CZ 1968	Formule Škoda MTX 1-01 HA2	2.35 2.27	6.98 6.74	2:15.68 (51./2.) 2:00.84 (55./2.)	1.97 1.88	6.17 5.88	1:56.59 (56./2.) 1:50.38 (50./2.)	+40,300 +40,300	3:46.97 (49.) 85,333

CLASS E2/C-1600

Rank	№	Driver Entrant	Country Bird	Car Class	Qualification			RACE				Diff. Prev.	TIME Speed (km/h)
					20 m	100 m	m	Time	20m	100m	m		
1.	2	MLEJNEK Aleš REC	CZ 1967	Gloria C8F E2/C-1600	2.03 2.06	5.36	1:41.45 (5./1.) 1:30.29 (3./1.)	3.54 1.66	6.54 4.47	1:28.80 (4./1.) 1:21.58 (3./1.)	-DNS-	2:50.38 (2.) 113,675	

CLASS E2/C-2000

1.	11	BUCHAR Jaroslav BRC	CZ 1961	Formule Van Diemen E2/C-2000	2.13 1.98	7.08 5.50	2:29.97 (55./2.) 1:46.21 (19./1.)	1.62 1.54	4.81 4.62	1:38.69 (17./1.) 1:36.47 (18./1.)	-DNS-	3:15.16 (17.) 99,242
2.	1040	OSLADIL Jan Autosport Osladil	CZ 1944	Formule Delta 2 E2/C-2000	2.27 2.14	6.00 5.68	1:59.06 (29./1.) 1:50.61 (32./2.)	1.75 1.70	5.06 4.98	1:43.04 (22./2.) 1:38.66 (20./2.)	+6,540 +6,540	3:21.70 (20.) 96,024

CLASS E2/C+2000




1.	1	MADRIAN Ferdinand Mad Racing Power	AT 1960	Norma M 20 F E2/C+2000	2.17 2.04	5.96 5.54	1:58.85 (28./1.) 1:36.59 (7./1.)	1.97 1.73	4.90 4.36	1:30.21 (6./1.) 1:20.53 (1./1.)	-DNS-	2:50.74 (3.) 113,436
2.	18	HLAVINKA Josef Motorsport Hlavinka	CZ 1992	Formule Lotus E2/C+2000	2.41 2.14	7.00 6.03	2:18.17 (53./2.) 1:57.43 (49./2.)	1.86 1.82	5.34 4.79	1:47.84 (34./2.) 1:31.54 (12./2.)	+28,640 +28,640	3:19.38 (18.) 97,141

Competition / Weather Information

Qualification					RACE				
	Time	Weather	Temp. (°C)			Time	Weather	Temp. (°C)	
			Air	Road				Air	Road
1st Round	9:18 - 10:12	Rain	15	9	1st Round	12:08 - 13:56	Cloudy	18	14
2nd Round	10:29 - 11:39	Cloudy	15	11	2nd Round	14:17 - 15:37	Semicyludy	20	14
					3rd Round	-			

Statistics

		Time			Speed (km/h)			Competitors / Nations		
		Min	Max	Avg.	Max	Min	Avg.	in start list	started	with results
Qualification	1st Round	1:32.850	2:53.080	2:00.300	104,297	55,951	80,498	78/3	58/3	58/3
	2nd Round	1:27.310	3:25.060	1:51.561	110,915	47,225	86,804	78/3	62/3	62/3
RACE	1st Round	1:23.960	2:25.340	1:46.461	115,341	66,630	90,962	79/3	64/3	64/3
	2nd Round	1:20.530	2:21.090	1:42.197	120,253	68,637	94,758	78/3	60/3	59/3
	3rd Round							78/3	0/3	0/0

Race Director	Sport Marshal IHA	Main Timekeeper
		
GÄNSDORFER Aleš (CZE)	BARTL Miroslav (CZE)	ŠABÍK L'uboš (SVK)

Maverick Rescue EuroCup 2012

I. Šternberský vrch 2013, 30.6.2013

Šternberk, 28. - 30. 6. 2013

Jury / Competition Management		Hill Data	
Chief of Competition	GÄNSDORFER Aleš (CZE)	Start Altitude	382 m
Race Director	GÄNSDORFER Aleš (CZE)	Finish Altitude	441 m
Vice chairman	NYKODÝMOVÁ Jana (CZE)	Vertical Drop	59 m
Sport Marshal IHA	BARTL Miroslav (CZE)	Course Length	2690 m
Technical Marshal IHA	DANĚK Pavel (CZE)	Min course Width	8 m
		Count of right-hand bend	
		Count of left-hand bend	
		Hill Record	2011, KOMÁREK David Norma M20F: 1:09.81

Rank	No	Driver Entrant	Country Bird	Car Class	Qualification				RACE				Diff. Prev.	TIME Speed (km/h)
					20 m	100 m	m	Time	20m	100m	m	Time		
GROUP S1														
1.	337	HOLÁN Ivo Pivín	CZ 1975	Subaru Impreza Sti S1+2000	1.83	5.37	- DNS - 1:41.95 (15./2.)	1.65	4.92	1:34.31 (12./1.)	1:31.43 (11./1.)	- DNS -	3:05.74 (10.) 104,275	
2.	306	ČEPIČKA Vlastimil Šternberk	CZ 1962	Mitsubishi Lancer S1+2000	2.49	5.07	1:51.73 (17./1.) 1:41.25 (13./1.)	1.63	4.70	1:37.03 (15./2.)	1:35.30 (16./2.)	- DNS -	+6,590 3:12.33 (14.) 100,702	
3.	389	ZIMÁK Martin KV Motor Sport a.s	CZ 1989	Citroen Saxo Vts S1-1600	2.24	6.08	- DNS - 1:46.35 (21./1.)	2.02	5.48	1:36.98 (14./1.)	1:35.76 (17./1.)	- DNS -	+7,000 +0,410 3:12.74 (15.) 100,488	
4.	360	WINTER Jaroslav AMK Hořice	CZ 1959	Honda Civic Type R S1-2000	2.44	6.30	1:59.34 (31./3.) 1:44.51 (17./1.)	2.45	6.39	1:43.08 (23./1.)	1:39.27 (21./1.)	- DNS -	+16,610 +9,610 3:22.35 (21.) 95,715	
5.	330	SYTAŘ Petr Firtl Motorsport	CZ 1977	Renault Clio Sport S1-2000	2.39	6.26	1:55.45 (23./2.) 1:50.82 (33./2.)	2.48	6.69	1:45.71 (26./2.)	1:41.84 (28./2.)	- DNS -	+21,810 +5,200 3:27.55 (27.) 93,317	
6.	362	KAŠPAR Vilém VPK Motors	CZ 1983	Škoda Fabia RS S1-2000	2.64	7.07	1:54.32 (20./1.) 1:50.84 (34./3.)	2.25	6.20	1:46.30 (29./3.)	1:42.17 (29./3.)	- DNS -	+22,730 +0,920 3:28.47 (28.) 92,905	
7.	388	ÁZSÓTH Ladislav DECAM Motorsport	CZ 1959	Citroen Saxo S1-1600	2.31	6.55	- DNS - 1:51.51 (35./2.)	2.34	6.46	1:49.34 (43./3.)	1:43.12 (33./2.)	- DNS -	+26,720 +3,990 3:32.46 (33.) 91,161	
8.	387	ŠTĚPÁNEK Jan TU Brno Racing	CZ 1989	Citroën Saxo S1-1600	2.61	6.78	1:59.83 (33./1.) 1:52.29 (38./3.)	2.39	6.59	1:48.95 (41./2.)	1:43.58 (35./3.)	- DNS -	+26,790 +0,070 3:32.53 (34.) 91,131	
9.	301	VALENTÍK František Holešov	CZ 1967	Toyota Celica S1-1600	2.70	6.72	2:08.44 (46./3.) 1:55.52 (46./4.)	2.64	7.08	1:54.18 (52./5.)	1:51.70 (52./4.)	- DNS -	+40,140 +13,350 3:45.88 (48.) 85,745	
10.	317	DAWE Pálka David Ludslavice	CZ 1992	Toyota Celica S1-1600	2.69	6.84	2:08.40 (45./2.) 2:00.48 (53./5.)	2.30	6.53	1:52.96 (51./4.)	2:04.66 (57./5.)	- DNS -	+51,880 +11,740 3:57.62 (54.) 81,508	
	314	TURKOVIČ Ladislav Mešič	SK 1956	Renault Coupe S1-1600	2.43	7.02	- DNS - 2:10.02 (59./6.)	2.76	7.98	2:10.14 (62./6.)	- DNS -	- DNS -	- DNF -	
GROUP S2														

Rank	No	Driver Entrant	Country Bird	Car Class	Qualification				RACE				Diff. Prev.	TIME Speed (km/h)
					20 m	100 m	m	Time	20m	100m	m	Time		
	312	ZWEIMUELLER Johnny MAD Racing Power	AT 1980	KTM X-bow S2	2.57			1:55.48 (24./1.) 1:52.94 (41./2.)	2.00	5.42		1:48.97 (42./1.) - DNS - - DNS -		- DNF -
	302	MADRIAN Joanna Mad Racing Power	AT 1983	KTM X-Bow S2	2.02	5.73		- DNS - 1:48.36 (26./1.)				- DNS - - DNS - - DNS -		- DNF -

GROUP HA1

1.	412	STRNAD Petr Hostr Team Racing	CZ 1965	Škoda 130 RS HA1-1300	2.09 2.23	6.27		2:44.40 (57./7.) 1:53.93 (44./4.)	1.83 1.83	5.50 5.49		1:47.90 (36./1.) 1:41.40 (26./1.) - DNS -		3:29.30 (30.) 92,537
2.	484	ZELENÝ Milan Historic Racing Club Jihlava	CZ 1984	Škoda 130 LR/A HA1-1300	2.44 2.36	6.30		2:04.45 (43./4.) 3:25.06 (62./7.)	2.08 1.86	5.87 5.64		1:48.15 (37./2.) 1:41.51 (27./2.) - DNS -	+0,360 +0,360	3:29.66 (31.) 92,378
3.	411	CHYTIL Ondřej Martin Chytil	CZ 1991	Škoda 130 L HA1-1300	2.21 2.17	6.10		1:59.55 (32./1.) 1:52.44 (40./2.)	2.17 2.07	6.06 5.82		1:48.84 (39./3.) 1:44.73 (39./3.) - DNS -	+4,270 +3,910	3:33.57 (36.) 90,687
4.	468	MESÁROŠ Ján MEŠI	SK 1955	Škoda 120S HA1-1300	2.07 1.95	5.90		2:02.50 (38./3.) 1:53.47 (43./3.)	1.94 1.94	5.85 5.86		1:48.87 (40./4.) 1:47.18 (42./4.) - DNS -	+6,750 +2,480	3:36.05 (39.) 89,646
5.	455	PERDOCH Stanislav	CZ 1952	Honda CRX HA1-2000	3.17 2.87	8.31		2:02.91 (40./1.) 2:00.63 (54./3.)	2.28 2.29	6.30 6.34		1:48.49 (38./1.) 1:48.99 (47./1.) - DNS -	+8,180 +1,430	3:37.48 (42.) 89,056
6.	494	MESAROS Martin Autoklub Pezinok	SK 1988	Škoda 120 LS HA1-1300	2.31 2.21	6.10		2:00.17 (34./2.) 1:52.13 (37./1.)	1.93 1.82	5.73 5.59		1:50.58 (46./5.) 1:47.22 (43./5.) - DNS -	+8,500 +0,320	3:37.80 (43.) 88,926
7.	432	FILGAS Svatopluk Walachian National Team	CZ 1970	Ford Sierra XR 4x4 HA1+2000	1.83			1:59.12 (30./1.) - DNS -	1.86 1.84	5.95 5.94		1:49.44 (44./1.) 1:48.40 (44./1.) - DNS -	+8,540 +0,040	3:37.84 (44.) 88,909
8.	406	CHYTIL Martin Martin Chytil	CZ 1977	Škoda 120 S HA1-2000	2.34 2.27	6.74		2:07.00 (44./2.) 1:56.91 (47./1.)	2.11	6.33		1:54.64 (53./2.) 1:50.37 (49./2.) - DNS -	+15,710 +7,170	3:45.01 (46.) 86,076
9.	409	CHYTIL Jaroslav Martin Chytil	CZ 1953	Škoda 110 R HA1-2000	2.36 2.07	6.12		2:09.13 (47./3.) 1:56.94 (48./2.)	2.01 2.05	6.01 6.10		1:57.25 (57./3.) 1:51.31 (51./3.) - DNS -	+19,260 +3,550	3:48.56 (50.) 84,739
10.	480	HRADIL Vladimír Škoda	CZ 1950	Škoda 110R HA1-1300	2.51			2:53.08 (58./8.) - DNS -	2.06 1.96	6.29 6.12		2:00.57 (60./7.) 1:51.71 (53./6.) - DNS -	+22,980 +3,720	3:52.28 (51.) 83,382
11.	441	ŠVÁB Petr HL Motorsport	CZ 1971	Škoda 120 HA1-1300	2.43 2.40	7.06		2:13.31 (49./5.) 2:05.64 (58./6.)	2.18 2.02	6.46 6.27		1:58.48 (58./6.) 1:55.19 (54./7.) - DNS -	+24,370 +1,390	3:53.67 (52.) 82,886
12.	401	ŽÁČEK Michal Žáček	CZ 2000	Škoda 125 HA1-1300	2.26 2.24	6.75		2:17.23 (52./6.) 2:04.34 (57./5.)	2.13 2.05	6.52 6.36		2:00.84 (61./8.) 1:55.91 (55./8.) - DNS -	+27,450 +3,080	3:56.75 (53.) 81,808

GROUP HA2

1.	451	SURÓWKA Jaroslav JS Racing o.s.	CZ 1987	Formule Mondial MTX 1-06 HA2	1.96 1.76	5.88		1:49.01 (13./1.) 1:58.36 (50./1.)	1.73 1.63	5.08 4.91		1:36.38 (13./1.) 1:30.29 (10./1.) - DNS -		3:06.67 (11.) 103,755
2.	410	OSLADIL Jan Autosport Osladil	CZ 1968	Formule Škoda MTX 1-01 HA2	2.35 2.27	6.74		2:15.68 (51./2.) 2:00.84 (55./2.)	1.97 1.88	6.17 5.88		1:56.59 (56./2.) 1:50.38 (50./2.) - DNS -	+40,300 +40,300	3:46.97 (49.) 85,333

GROUP E1

1.	3	STEHLIK Karel KV Motorsport Team	CZ 1980	Mitsubishi Colt E1+2000	1.87 1.64	4.66		1:33.65 (2./2.) 1:27.31 (1./1.)	1.47 1.50	4.05 4.13		1:23.96 (1./1.) 1:21.25 (2./1.) - DNS -		2:45.21 (1.) 117,233
2.	221	MEIXNER Richard KV Motorsport team	CZ 1953	Mitsubishi Lancer Evo VIII E1+2000	1.72 1.57	4.38		1:32.85 (1./1.) 1:27.39 (2./2.)	1.55	4.30		1:28.73 (3./3.) 1:22.43 (4./2.) - DNS -	+5,950 +5,950	2:51.16 (4.) 113,157
3.	5	CICHA Veronika KV Motorsport Team	CZ 1987	Mitsubishi WRC 05 E1+2000	1.95 1.95	5.21		1:44.81 (10./4.) 1:32.18 (4./3.)	1.76 1.60	4.77 4.54		1:28.00 (2./2.) 1:23.39 (5./3.) - DNS -	+6,180 +0,230	2:51.39 (5.) 113,005
4.	177	BACULIK Radim RRauto Racing Team	CZ 1977	Škoda Fabia 1.9 TDi 4x4 E1-2000	1.97 1.93	5.13		1:39.60 (4./1.) 1:34.82 (6./1.)	1.86 1.64	5.06 4.71		1:29.56 (5./1.) 1:27.33 (6./1.) - DNS -	+11,680 +5,500	2:56.89 (6.) 109,492
5.	184	BOHÁČ Milan LRT-Renault Chrudim	CZ 1957	Renault Clio E1-2000	2.28 2.30	6.13		1:48.02 (12./5.) 1:38.68 (10./4.)	2.14 2.07	5.59 5.40		1:33.82 (8./2.) 1:29.65 (8./2.) - DNS -	+18,260 +6,580	3:03.47 (8.) 105,565
6.	250	DAVID Petr TDIFUN motorsport	CZ 1976	VW Golf TDI E1-2000	2.59 2.62	6.75		1:42.84 (7./3.) 1:39.19 (11./5.)	2.15 1.99	5.76 5.41		1:34.14 (11./5.) 1:29.91 (9./3.) - DNS -	+18,840 +0,580	3:04.05 (9.) 105,232
7.	199	FIRTL ML. Stanislav Firtl Motorsport	CZ 1991	Škoda Octavia TDi E1-2000	2.33 2.41	6.42		1:42.79 (6./2.) 1:38.38 (9./3.)	2.21 2.06	5.68 5.51		1:33.86 (9./3.) 1:33.52 (14./4.) - DNS -	+22,170 +3,330	3:07.38 (12.) 103,362
8.	125	DOSEĎL Dušan DK-mont	CZ 1972	Subaru Impreza WRX STi E1+2000	2.54 1.90	5.26		1:55.87 (25./5.) 1:44.27 (16./5.)	1.99 1.95	4.94 4.81		1:37.03 (15./4.) 1:32.02 (13./4.) - DNS -	+23,840 +1,670	3:09.05 (13.) 102,449
9.	182	JAJCAY Pavol Autoklub Pezinok	SK 1982	Nissan Sunny E1-2000	2.36 2.39	6.13		1:44.00 (9./4.) 1:39.62 (12./6.)	2.28 2.06	6.03 5.46		1:38.78 (18./6.) 1:34.25 (15./5.) - DNS -	+27,820 +3,980	3:13.03 (16.) 100,337

Rank	№	Driver Entrant	Country Bird	Car Class	Qualification				RACE				Diff. Prev.	TIME Speed (km/h)
					20 m	100 m	m	Time	20m	100m	m	Time		
10.	140	SLOBODA Anton Tóno Racing	SK 1945	Škoda 130 E1-1400	2.25 2.21	5.93	1:54.62 (21./2.) 1:47.29 (25./1.)	1.93 1.89	5.36 5.27	1:42.02 (20./1.) 1:39.41 (22./1.)	+36,220 +8,400	3:21.43 (19.) 96,153		
11.	128	KRATOCHVÍL JAN HRT	CZ 1972	Mitsubishi Lancer Evo IX E1+2000	2.14 1.88	5.46	1:57.18 (27./6.) 1:46.65 (22./6.)	1.75 1.70	5.17 5.10	1:42.48 (21./5.) 1:40.26 (24./5.)	+37,530 +1,310	3:22.74 (22.) 95,531		
12.	121	CICÁK Viliam Podlužany	SK 1955	Citroën Saxo E1-1600	2.26 2.22	6.10	1:54.29 (19./3.) 1:46.26 (20./2.)	2.29 2.10	6.00 5.54	1:45.75 (27./3.) 1:38.12 (19./1.)	+38,660 +1,130	3:23.87 (23.) 95,002		
13.	214	ŠUSTR Miloslav BP Autosport	CZ 1952	Škoda Favorit E1-1400	2.34		1:55.26 (22./3.) 1:49.26 (29./3.)	2.03 1.99	5.81 5.85	1:44.72 (25./2.) 1:42.70 (32./4.)	+42,210 +3,550	3:27.42 (25.) 93,376		
14.	210	HRUBÝ Milan ScuderiaMotorsport	CZ 1988	Škoda FR16 E1-1600	2.46 2.43	6.35	1:47.84 (11./1.) 1:46.68 (23./3.)	2.13 2.17	5.83 6.11	1:43.52 (24./2.) 1:43.96 (37./3.)	+42,270 +0,060	3:27.48 (26.) 93,349		
15.	136	NOVÁKY Pepo Autopepo	SK 1977	VW Jetta E1-2000	2.60 2.34	7.44	2:02.66 (39./7.) 1:55.21 (45./8.)	2.14 2.10	5.95 5.85	1:46.64 (30./7.) 1:42.57 (30./6.)	+44,000 +1,730	3:29.21 (29.) 92,577		
16.	206	SEDLÁČEK Vlastimil Jupi Team	SK 1956	Honda Civic E1-1600			- DNS - 1:53.04 (42./4.)	2.28 2.13	6.18 5.98	1:47.45 (32./4.) 1:43.85 (36./2.)	+46,090 +2,090	3:31.30 (32.) 91,661		
17.	106	JARABEK Miro M3M Racing Team	SK 1977	VW Golf KIT E1+2000	2.98 2.27	6.54	2:03.97 (42./7.) 1:51.72 (36./7.)	2.29 2.26	6.43 6.47	1:47.53 (33./6.) 1:45.88 (41./6.)	+48,200 +2,110	3:33.41 (35.) 90,755		
18.	113	MALEŇÁK Dušan AMK Masarykův okruh	CZ 1977	Škoda 130 LR/H E1-1400	2.36 1.92	5.81	2:09.37 (48./6.) 1:49.84 (30./4.)	2.17 1.78	6.08 5.57	1:51.50 (48./4.) 1:42.68 (31./3.)	+48,970 +0,770	3:34.18 (37.) 90,429		
19.	118	DIVIŠOVÁ Alexandra .J.	CZ 1977	Renault Clio E1-2000	2.27 2.32	6.71	2:03.86 (41./8.) 1:58.60 (51./9.)	2.55 2.22	6.94 6.36	1:50.52 (45./8.) 1:44.08 (38./7.)	+49,390 +0,420	3:34.60 (38.) 90,252		
20.	244	FILIPÍN Jiří JiFicar Racing Team	CZ 1978	Suzuki Swift GTI E1-1400	2.54 2.40	6.78	1:50.74 (15./1.) 1:48.69 (27./2.)	2.49 2.05	6.90 5.79	1:54.85 (54./5.) 1:41.36 (25./2.)	+51,000 +1,610	3:36.21 (40.) 89,580		
21.	139	JEŽEK Radim Ježek Motorsport	CZ 1964	Škoda Felicia E1-1400	2.68		1:56.01 (26./4.) - DNS -	2.23 2.13	5.88 5.88	1:50.93 (47./3.) 1:45.48 (40./5.)	+51,200 +0,200	3:36.41 (41.) 89,497		
22.	234	FOLDI Marek Autoklub Pezínok	SK 1988	Seat Leon E1-2000	2.45 2.86	7.05	2:01.16 (36./6.) 1:52.33 (39./7.)	2.40 2.40	6.36 6.30	1:51.70 (49./9.) 1:48.92 (46./8.)	+55,410 +4,210	3:40.62 (45.) 87,789		
23.	218	KOPIŠTĚ Jaroslav Hobby Racing Team Kutná Hora	CZ 1974	Škoda 120 S E1-1400	2.31 3.00	7.39	2:00.49 (35./5.) 1:59.13 (52./5.)	2.20 1.91	6.45 5.87	1:55.66 (55./6.) 1:49.58 (48./6.)	+60,030 +4,620	3:45.24 (47.) 85,988		
24.	200	ŠTĚPÁNEK Milan Štěpa Racing Team	CZ 1952	BMW E36 1.8is E1-2000	2.48 2.39	7.07	2:13.78 (50./9.) 2:03.74 (56./10.)	2.70 2.11	7.50 6.14	2:00.52 (59./10.) 2:04.62 (56./9.)	+79,930 +19,900	4:05.14 (55.) 79,008		
25.	132	MARČÁK Pavel HM Motorsport	CZ 1982	Fiat 126 E1-1150	2.93 2.32	7.62	2:29.17 (54./1.) 2:24.23 (60./1.)	2.46 2.29	7.76 7.68	2:21.91 (63./1.) 2:18.66 (58./1.)	+110,360 +35,430	4:40.57 (56.) 69,031		
26.	127	HRDLIČKA Ondřej HM Motorsport	CZ 1988	Fiat 126 E1-1150	2.46 2.35	7.81	2:35.03 (56./2.) 2:28.70 (61./2.)	2.40 2.39	7.77 7.83	2:25.34 (64./2.) 2:21.09 (59./2.)	+121,220 +5,860	4:46.43 (57.) 67,619		
	242	MACEK Vojtěch Motokáry Bruntál	CZ 1946	Škoda 1500 R E1-1600	2.12 2.10	5.86	1:51.44 (16./2.) 1:44.92 (18./1.)	1.85 1.83	5.49 5.52	1:40.81 (19./1.) - DNF -		- DNF -		
	133	KRETZ Michal KLM Motorsport	CZ 1980	Škoda Fabia E1+2000	2.71 2.53	6.64	1:43.75 (8./3.) 1:41.35 (14./4.)	2.45	6.28	1:51.96 (50./7.) - DNS -		- DNF -		
	198	FIBICH Václav Fibich Václav přeprava osob	CZ 1983	Opel Corsa E1-2000			- DNS - 1:37.96 (8./2.)	2.35	5.87	1:33.99 (10./4.) - DNS -		- DNF -		

GROUP E2/C




1.	2	MLEJNEK Aleš REC	CZ 1967	Gloria C8F E2/C-1600	2.03 2.06	5.36	1:41.45 (5./1.) 1:30.29 (3./1.)	3.54 1.66	6.54 4.47	1:28.80 (4./1.) 1:21.58 (3./1.)		2:50.38 (2.) 113,675
2.	1	MADRIAN Ferdinand Mad Racing Power	AT 1960	Norma M 20 F E2/C+2000	2.17 2.04	5.54	1:58.85 (28./1.) 1:36.59 (7./1.)	1.97 1.73	4.90 4.36	1:30.21 (6./1.) 1:20.53 (1./1.)	+0,360 +0,360	2:50.74 (3.) 113,436
3.	11	BUCHAR Jaroslav BRC	CZ 1961	Formule Van Diemen E2/C-2000	2.13 1.98	5.50	2:29.97 (55./2.) 1:46.21 (19./1.)	1.62 1.54	4.81 4.62	1:38.69 (17./1.) 1:36.47 (18./1.)	+24,780 +24,420	3:15.16 (17.) 99,242
4.	18	HLAVINKA Josef Motorsport Hlavinka	CZ 1992	Formule Lotus E2/C+2000	2.41 2.14	6.03	2:18.17 (53./2.) 1:57.43 (49./2.)	1.86 1.82	5.34 4.79	1:47.84 (34./2.) 1:31.54 (12./2.)	+29,000 +4,220	3:19.38 (18.) 97,141
5.	1040	OSLADIL Jan Autosport Osladil	CZ 1944	Formule Delta 2 E2/C-2000	2.27 2.14	5.68	1:59.06 (29./1.) 1:50.61 (32./2.)	1.75 1.70	5.06 4.98	1:43.04 (22./2.) 1:38.66 (20./2.)	+31,320 +2,320	3:21.70 (20.) 96,024

GROUP E2-SH

Rank	№	Driver Entrant	Country Bird	Car Class	Qualification			RACE				Diff. Prev.	TIME Speed (km/h)
					20 m	100 m	m	Time	20m	100m	m		
1.	20	CERNIN Vaclav KV Motorsport Team	CZ 1994	Mitsubishi Lancer EVO IV E2SH	1.92 1.92	5.29	1:39.28 (3./1.) 1:34.27 (5./1.)	1.72 1.64	4.87 4.77	1:31.10 (7./1.) 1:28.30 (7./1.)	DNS	2:59.40 (7.) 107,960	
2.	19	MÜLLER Lukáš L.M. Racing	CZ 1986	Škoda 100 E2SH	1.96 2.04	5.84	1:52.56 (18./2.) 1:47.09 (24./2.)	1.85 1.79	5.69 5.56	1:46.01 (28./2.) 1:40.01 (23./2.)	DNS	+26,620 +26,620 3:26.02 (24.) 94,010	

Competition / Weather Information									
Qualification					RACE				
	Time	Weather	Temp. (°C)			Time	Weather	Temp. (°C)	
			Air	Road				Air	Road
1st Round	9:18 - 10:12	Rain	15	9	1st Round	12:08 - 13:56	Cloudy	18	14
2nd Round	10:29 - 11:39	Cloudy	15	11	2nd Round	14:17 - 15:37	Semicyludy	20	14
					3rd Round	-			

Statistics										
		Time			Speed (km/h)			Competitors / Nations		
		Min	Max	Avg.	Max	Min	Avg.	in start list	started	with results
Qualification	1st Round	1:32.850	2:53.080	2:00.300	104,297	55,951	80,498	78/3	58/3	58/3
	2nd Round	1:27.310	3:25.060	1:51.561	110,915	47,225	86,804	78/3	62/3	62/3
RACE	1st Round	1:23.960	2:25.340	1:46.461	115,341	66,630	90,962	79/3	64/3	64/3
	2nd Round	1:20.530	2:21.090	1:42.197	120,253	68,637	94,758	78/3	60/3	59/3
	3rd Round							78/3	0/3	0/0

Race Director	Sport Marshal IHA	Main Timekeeper
		
GÄNSDORFER Aleš (CZE)	BARTL Miroslav (CZE)	ŠABÍK Ľuboš (SVK)

Maverick Rescue EuroCup 2012

I. Šternberský vrch 2013, 30.6.2013

Šternberk, 28. - 30. 6. 2013



Lady Trophy

Jury / Competition Management				Hill Data			
Chief of Competition	GÄNSDORFER Aleš (CZE)	Start Altitude	382 m				
Race Director	GÄNSDORFER Aleš (CZE)	Finish Altitude	441 m				
Vice chairman	NYKODÝMOVÁ Jana (CZE)	Vertical Drop	59 m				
Sport Marshal IHA	BARTL Miroslav (CZE)	Course Length	2690 m				
Technical Marshal IHA	DANĚK Pavel (CZE)	Min course Width	8 m				
		Count of right-hand bend					
		Count of left-hand bend					
		Hill Record	2011, KOMÁREK David Norma M20F: 1:09.81				

Rank	No	Driver Entrant	Country Bird	Car Class	Qualification			RACE				Diff. Prev.	TIME Speed (km/h)
					20 m	100 m	m	Time	20m	100m	m		
1.	5	CICHA Veronika KV Motorsport Team	CZ 1987	Mitsubishi WRC 05 E1+2000	1.95	5.65	1:44.81 (10./4.)	1.76	4.77	1:28.00 (2./2.)			2:51.39 (3.) 113,005
					1.95	5.21	1:32.18 (4./3.)	1.60	4.54	1:23.39 (5./3.)			
2.	118	DIVIŠOVÁ Alexandra .j.	CZ 1977	Renault Clio E1-2000	2.27	6.52	2:03.86 (41./8.)	2.55	6.94	1:50.52 (45./8.)	+43,210	3:34.60 (7.) 90,252	
					2.32	6.71	1:58.60 (51./9.)	2.22	6.36	1:44.08 (38./7.)	+43,210		
	302	MADRIAN Joanna Mad Racing Power	AT 1983	KTM X-Bow S2			- DNS - 1:48.36 (26./1.)			- DNS - - DNS - - DNS -		- DNF -	

Competition / Weather Information									
Qualification					RACE				
	Time	Weather	Temp. (°C)			Time	Weather	Temp. (°C)	
			Air	Road				Air	Road
1st Round	9:18 - 10:12	Rain	15	9	1st Round	12:08 - 13:56	Cloudy	18	14
2nd Round	10:29 - 11:39	Cloudy	15	11	2nd Round	14:17 - 15:37	Semcloudy	20	14
					3rd Round	-			

Statistics										
		Time			Speed (km/h)			Competitors / Nations		
		Min	Max	Avg.	Max	Min	Avg.	in start list	started	with results
Qualification	1st Round	1:32.850	2:53.080	2:00.300	104,297	55,951	80,498	78/3	58/3	58/3
	2nd Round	1:27.310	3:25.060	1:51.561	110,915	47,225	86,804	78/3	62/3	62/3
RACE	1st Round	1:23.960	2:25.340	1:46.461	115,341	66,630	90,962	79/3	64/3	64/3
	2nd Round	1:20.530	2:21.090	1:42.197	120,253	68,637	94,758	78/3	60/3	59/3
	3rd Round							78/3	0/3	0/0

Race Director GÄNSDORFER Aleš (CZE)	Sport Marshal IHA  BARTL Miroslav (CZE)	Main Timekeeper  ŠABÍK L'uboš (SVK)
--	--	--

Maverick Rescue EuroCup 2012

I. Šternberský vrch 2013, 30.6.2013

Šternberk, 28. - 30. 6. 2013

Junior Trophy




Jury / Competition Management				Hill Data			
Chief of Competition	GÄNSDORFER Aleš (CZE)			Start Altitude	382 m		
Race Director	GÄNSDORFER Aleš (CZE)			Finish Altitude	441 m		
Vice chairman	NYKODÝMOVÁ Jana (CZE)			Vertical Drop	59 m		
Sport Marshal IHA	BARTL Miroslav (CZE)			Course Length	2690 m		
Technical Marshal IHA	DANĚK Pavel (CZE)			Min course Width	8 m		
				Count of right-hand bend			
				Count of left-hand bend			
				Hill Record	2011, KOMÁREK David Norma M20F: 1:09.81		

Rank	No	Driver Entrant	Country Bird	Car Class	Qualification		RACE				Diff. Prev.	TIME Speed (km/h)
					20 m	100 m	20m	100m	m	Time		
1.	20	CERNIN Vaclav KV Motorsport Team	CZ 1994	Mitsubishi Lancer EVO IV E2SH	1.92 5.53 1.92 5.29	1:39.28 (3./1.) 1:34.27 (5./1.)	1.72 4.87 1.64 4.77	1:31.10 (7./1.) 1:28.30 (7./1.)				2:59.40 (1.) 107,960
2.	199	FIRTL ML. Stanislav Firtl Motorsport	CZ 1991	Škoda Octavia TDi E1-2000	2.33 6.56 2.41 6.42	1:42.79 (6./2.) 1:38.38 (9./3.)	2.21 5.68 2.06 5.51	1:33.86 (9./3.) 1:33.52 (14./4.)	+7,980 +7,980			3:07.38 (4.) 103,362
3.	411	CHYTIL Ondřej Martin Chytil	CZ 1991	Škoda 130 L HA1-1300	2.21 6.17 2.17 6.10	1:59.55 (32./1.) 1:52.44 (40./2.)	2.17 6.06 2.07 5.82	1:48.84 (39./3.) 1:44.73 (39./3.)	+34,170 +26,190			3:33.57 (3.) 90,687
4.	401	ŽÁČEK Michal Žáček	CZ 2000	Škoda 125 HA1-1300	2.26 6.94 2.24 6.75	2:17.23 (52./6.) 2:04.34 (57./5.)	2.13 6.52 2.05 6.36	2:00.84 (61./8.) 1:55.91 (55./8.)	+57,350 +23,180			3:56.75 (8.) 81,808
5.	317	DAWE Pálka David Ludslavice	CZ 1992	Toyota Celica S1-1600	2.69 7.10 2.46 6.84	2:08.40 (45./2.) 2:00.48 (53./5.)	2.30 6.53 2.18 6.34	1:52.96 (51./4.) 2:04.66 (57./5.)	+58,220 +0,870			3:57.62 (5.) 81,508

Rank	№	Driver Entrant	Country Bird	Car Class	Qualification			RACE			Diff. Prev.	TIME Speed (km/h)
					20 m	100 m	m	20m	100m	m		

Competition / Weather Information									
Qualification					RACE				
	Time	Weather	Temp. (°C)			Time	Weather	Temp. (°C)	
			Air	Road				Air	Road
1st Round	9:18 - 10:12	Rain	15	9	1st Round	12:08 - 13:56	Cloudy	18	14
2nd Round	10:29 - 11:39	Cloudy	15	11	2nd Round	14:17 - 15:37	Semicloudy	20	14
					3rd Round	-			

Statistics										
		Time			Speed (km/h)			Competitors / Nations		
		Min	Max	Avg.	Max	Min	Avg.	in start list	started	with results
Qualification	1st Round	1:32.850	2:53.080	2:00.300	104,297	55,951	80,498	78/3	58/3	58/3
	2nd Round	1:27.310	3:25.060	1:51.561	110,915	47,225	86,804	78/3	62/3	62/3
RACE	1st Round	1:23.960	2:25.340	1:46.461	115,341	66,630	90,962	79/3	64/3	64/3
	2nd Round	1:20.530	2:21.090	1:42.197	120,253	68,637	94,758	78/3	60/3	59/3
	3rd Round							78/3	0/3	0/0

Race Director	Sport Marshal IHA	Main Timekeeper
		
GÄNSDORFER Aleš (CZE)	BARTL Miroslav (CZE)	ŠABÍK Ľuboš (SVK)