

Maverick Rescue EuroCup 2013

IX. Mohyla Míru, 29.9.2013

Újezd u Brna, 27. - 29. 9. 2013

Absolute Results

Jury / Competition Management		Hill Data	
Chief of Competition	GÄNSDORFER Aleš (CZE)	Start Altitude	221 m
Race Director	GÄNSDORFER Aleš (CZE)	Finish Altitude	314 m
Vice chairman	NYKODÝMOVÁ Jana (CZE)	Vertical Drop	93 m
Sport Marshal IHA	BARTL Miroslav (CZE)	Course Length	2600 m
Technical Marshal IHA	DANĚK Pavel (CZE)	Min course Width	7 m
		Count of right-hand bend	
		Count of left-hand bend	
		Hill Record	2012, MADRIAN Ferdinand KTM X - Bow: 1:04.79



Rank	No	Driver Entrant	Country Bird	Car Class	Qualification			RACE			Diff. Prev. Speed (km/h)	TIME
					20 m	100 m	m	Time	20m	100m		
1.	4	HAVLÍČEK Luboš A.M.S.R.T.	CZ 1978	Mitsubishi Lancer EVO VIII E1+2000	1.95 1.87	4.65 4.51	1:06.06 (1./1.) 1:03.67 (1./1.)	1.79 1.83	4.39 4.51	1:02.41 (1./1.) 1:02.87 (1./1.)		2:05.28 (1.) 149,425 Δ 0,460 (9.)
2.	159	HRABAL Petr KV Motorsport team	CZ 1953	Mitsubishi Lancer Evo VIII E1+2000	1.76 1.77	4.43 4.48	1:09.05 (3./3.) 1:04.13 (2./2.)	1.73 1.89	4.36 4.65	1:02.41 (1./1.) 1:03.45 (2./2.)	+0,580 +0,580	2:05.86 (2.) 148,737 Δ 1,040 (24.)
3.	110	BUBLA Roman Bonmoto	CZ 1975	Mitsubishi Lancer Evo VI E1+2000	2.01 1.90	4.66 5.11	1:09.04 (2./2.) 1:08.38 (4./3.)	1.73 1.74	4.35 4.47	1:04.82 (3./3.) 1:04.56 (3./3.)	+4,100 +3,520	2:09.38 (3.) 144,690 Δ 0,260 (5.)
4.	7	KOLBÁBEK Radek LRT - LPG Nedvědice	CZ 1973	Ford Sierra 4000 E2SH	1.75 1.75	4.62 4.65	1:10.52 (4./1.) 1:08.23 (3./1.)	1.69 1.70	4.49 4.53	1:07.42 (4./1.) 1:06.79 (4./1.)	+8,930 +4,830	2:14.21 (1.) 139,483 Δ 0,630 (15.)
5.	395	VANĚK Bohuslav AutoViva	CZ 1969	Mitsubishi Lancer Evo IX S1+2000	1.91 1.91	5.01 4.98	1:10.93 (5./1.) 1:11.00 (5./1.)	1.85 1.87	4.92 4.98	1:08.05 (5./1.) 1:07.26 (5./1.)	+10,030 +1,100	2:15.31 (1.) 138,349 Δ 0,790 (19.)
6.	37	KOTEK Pavel BMW Presbeton Team	CZ 1974	BMW M3 E2SH	2.51 2.39	6.14 5.82	1:16.37 (9./2.) 1:12.84 (7./2.)	2.36 2.56	5.64 5.89	1:08.44 (6./2.) 1:09.12 (6./2.)	+12,280 +2,250	2:17.56 (2.) 136,086 Δ 0,680 (16.)
7.	212	KLIMEŠ Lukáš AutoVELVET Team	CZ 1989	Škoda Fabia RS E1-2000	1.92 1.88	5.16 5.07	1:12.76 (6./1.) 1:13.05 (8./1.)	1.86 1.88	5.02 5.04	1:11.68 (9./2.) 1:10.53 (7./1.)	+16,930 +4,650	2:22.21 (1.) 131,636 Δ 1,150 (28.)
8.	114	PFEIFER Bohumil Pfeifermotorsport	CZ 1973	Škoda Octavia E1-2000	2.45 2.45	6.09 6.09	- DNS - 1:17.26 (14./3.)	2.40 2.40	5.91 5.82	1:11.50 (8./1.) 1:14.63 (9./2.)	+20,850 +3,920	2:26.13 (2.) 128,105 Δ 3,130 (41.)
9.	210	HRUBÝ Milan ScuderiaMotorsport	CZ 1988	Škoda FR16 E1-1600	2.65 2.55	6.47 6.27	1:21.25 (18./1.) 1:18.20 (15./1.)	2.49 2.41	6.18 6.03	1:15.36 (13./2.) 1:14.93 (10./1.)	+25,010 +4,160	2:30.29 (1.) 124,559 Δ 0,430 (8.)
10.	242	MACEK Vojtěch Motokáry Bruntál	CZ 1946	Škoda 1500 R E1-1600	2.15 2.15	5.78 5.78	- DNS - 1:18.37 (19./2.)	2.13 2.07	5.72 5.63	1:15.31 (12./1.) 1:14.99 (11./2.)	+25,020 +0,010	2:30.30 (2.) 124,551 Δ 0,320 (7.)
11.	249	BLAŽEK Petr Esport24	CZ 1971	Škoda Fabie RS E1+2000	2.44 2.45	5.99 5.92	1:20.07 (13./5.) 1:18.50 (20./5.)	2.43 2.14	5.87 5.39	1:14.60 (11./4.) 1:16.70 (14./4.)	+26,020 +1,000	2:31.30 (4.) 123,728 Δ 2,100 (38.)
12.	244	FILIPÍN Jiří JiFicar Racing Team	CZ 1978	Suzuki Swift GTI E1-1400	2.40 2.40	6.19 6.14	1:20.71 (17./2.) 1:16.49 (12./2.)	2.39 2.31	6.12 6.02	1:15.49 (14./2.) 1:16.27 (13./1.)	+26,480 +0,460	2:31.76 (1.) 123,353 Δ 0,780 (18.)

Rank	No	Driver Entrant	Country Bird	Car Class	Qualification			RACE				Diff. Prev.	TIME Speed (km/h)
					20 m	100 m	m	Time	20m	100m	m		
13.	387	ŠTĚPÁNEK Jan TU Brno Racing	CZ 1989	Citroën Saxo S1-1600	2.44 2.41	6.30 6.28	1:20.41 (14./1.) 1:16.29 (10./1.)	2.52 2.51	6.36 6.40	1:16.67 (17./1.) 1:15.52 (12./1.)	+26,910 +0,430	2:32.19 (1.) 123,004 Δ 1,150 (28.)	
14.	306	ČEPIČKA Vlastimil Šternberk	CZ 1962	Mitsubishi Lancer S1+2000	1.96 1.96	5.20 5.17	1:18.30 (10./2.) 1:18.32 (18./2.)	1.99 1.86	5.09 4.95	1:16.14 (15./2.) 1:17.68 (17./2.)	+28,540 +1,630	2:33.82 (2.) 121,701 Δ 1,540 (31.)	
15.	118	DIVIŠOVÁ Alexandra Alex Racing Team	CZ 1977	Renault Clio E1-2000	2.61 2.43	6.59 6.27	1:22.78 (20./2.) 1:17.03 (13./2.)	2.52 2.52	6.48 6.31	1:16.68 (18./3.) 1:17.67 (16./3.)	+29,070 +0,530	2:34.35 (3.) 121,283 Δ 0,990 (22.)	
16.	312	ZWEIMUELLER Johnny MAD Racing Power	AT 1980	KTM X-bow S2	2.08 2.14	5.29 5.25	1:20.63 (16./1.) 1:18.23 (16./1.)	2.09 2.11	5.10 5.48	1:16.41 (16./1.) 1:18.02 (21./1.)	+29,150 +0,080	2:34.43 (1.) 121,220 Δ 1,610 (32.)	
17.	362	KAŠPAR Vilém VPK Motors	CZ 1983	Škoda Fabia RS S1-2000	2.57 2.62	6.50 6.51	1:19.68 (12./1.) 1:16.37 (11./1.)	2.57 2.58	6.39 6.43	1:17.35 (19./1.) 1:17.94 (20./1.)	+30,010 +0,860	2:35.29 (1.) 120,549 Δ 0,590 (13.)	
18.	111	STEJSKAL Tomáš Jovimer Motorsport	CZ 1977	Škoda Felicia RRC E1-1400	2.65 2.54	6.62 6.50	1:23.42 (22./3.) 1:19.97 (23./3.)	2.48 2.47	6.29 6.32	1:18.16 (21./3.) 1:17.57 (15./2.)	+30,450 +0,440	2:35.73 (2.) 120,208 Δ 0,590 (13.)	
19.	484	ZELENÝ Milan Historic Racing Club Jihlava	CZ 1984	Škoda 130 LR/A HA1-1300	2.26 2.21	6.10 5.95	1:32.36 (33./4.) 1:19.55 (22./1.)	2.22 2.19	5.98 5.96	1:18.12 (20./1.) 1:17.84 (19./1.)	+30,680 +0,230	2:35.96 (1.) 120,031 Δ 0,280 (6.)	
20.	220	KOUŘIL Pavel -	CZ 1963	Seat Leon E1+2000	2.86 2.57	6.88 6.52	1:23.10 (21./6.) 1:18.31 (17./4.)	2.67 2.62	6.70 6.63	1:19.43 (23./5.) 1:17.72 (18./5.)	+31,870 +1,190	2:37.15 (5.) 119,122 Δ 1,710 (34.)	
21.	494	MESAROS Martin Autoklub Pezinok	SK 1988	Škoda 120 LS HA1-1300	2.40 2.41	6.16 6.15	1:24.26 (25./2.) 1:21.16 (27./3.)	2.41 2.30	6.15 5.96	1:19.87 (25./2.) 1:20.02 (23./2.)	+34,610 +2,740	2:39.89 (2.) 117,080 Δ 0,150 (2.)	
22.	363	CAKL Filip VPK Motors	CZ 1985	Škoda Fabia RS S1-2000	2.60 2.57	6.57 6.42	1:22.02 (19./2.) 1:20.07 (24./2.)	2.63 2.66	6.47 6.57	1:19.52 (24./2.) 1:20.63 (26./2.)	+34,870 +0,260	2:40.15 (2.) 116,890 Δ 1,110 (27.)	
23.	468	MESÁROŠ Ján MEŠI	SK 1955	Škoda 120S HA1-1300	2.37 2.34	6.54 6.28	1:24.93 (26./3.) 1:21.35 (28./4.)	2.26 2.36	6.63 6.33	1:20.60 (27./3.) 1:20.14 (24./3.)	+35,460 +0,590	2:40.74 (3.) 116,461 Δ 0,460 (9.)	
24.	406	CHYTILOV Martin Martin Chytil	CZ 1977	Škoda 120 S HA1-2000	2.58 2.36	7.21 6.64	1:33.71 (36./1.) 1:27.50 (34./1.)	2.33 2.31	6.54 6.45	1:21.06 (28./1.) 1:20.55 (25./1.)	+36,330 +0,870	2:41.61 (1.) 115,834 Δ 0,510 (12.)	
25.	200	ŠTĚPÁNEK Milan Štěpa Racing Team	CZ 1952	BMW E36 1.8is E1-2000	2.74 2.61	6.99 6.67	1:27.56 (27./3.) 1:24.74 (29./4.)	2.40 2.92	6.35 7.36	1:22.38 (29./4.) 1:24.24 (31./4.)	+41,340 +5,010	2:46.62 (4.) 112,351 Δ 1,860 (37.)	
26.	225	ČADEK Luboš Autopřívěsy Čadek	CZ 1957	Škoda Felicia Pick up E1-1600	2.51	6.46	- DNS - 1:29.76 (38./3.)	2.41 2.45	6.16 6.25	1:23.15 (30./3.) 1:24.03 (29./3.)	+41,900 +0,560	2:47.18 (3.) 111,975 Δ 0,880 (20.)	
27.	425	CHYTILOV Ondřej Martin Chytil	CZ 1991	Škoda MTX 1-01 HA2	2.23 2.25	5.92 5.88	1:24.11 (23./1.) 1:20.36 (26./1.)	2.25 2.23	5.91 6.13	1:20.09 (26./1.) 1:28.45 (39./1.)	+43,260 +1,360	2:48.54 (1.) 111,072 Δ 8,360 (45.)	
28.	412	STRNAD Petr Hostr Team Racing	CZ 1965	Škoda 130 RS HA1-1300	2.26 2.13	6.07 5.88	1:24.19 (24./1.) 1:20.30 (25./2.)	2.14 2.17	5.89 5.91	1:27.41 (35./5.) 1:21.46 (27./4.)	+43,590 +0,330	2:48.87 (4.) 110,855 Δ 5,950 (43.)	
29.	187	SVOBODA Jiří KRTZ s.r.o.	CZ 1954	Škoda 1150LR E1-1150	2.78 2.20	7.43 6.12	1:31.50 (31./1.) 1:25.91 (30./1.)	2.22 2.26	6.16 6.21	1:24.56 (32./1.) 1:24.73 (32./1.)	+44,010 +0,420	2:49.29 (1.) 110,579 Δ 0,170 (3.)	
30.	185	PORAZIL Daniel VPK Motors	CZ 1987	Ford Fiesta E1-1400	2.53 2.54	6.90 6.81	1:28.80 (29./5.) 1:26.99 (32./5.)	2.60 2.62	6.91 6.98	1:26.31 (33./4.) 1:23.93 (28./3.)	+44,960 +0,950	2:50.24 (3.) 109,962 Δ 2,380 (39.)	
31.	401	ŽÁČEK Michal Žáček	CZ 2000	Škoda 125 HA1-1300	2.51 2.47	6.91 6.69	1:32.45 (34./5.) 1:27.45 (33./5.)	2.43 2.54	6.62 6.75	1:24.43 (31./4.) 1:26.23 (34./5.)	+45,380 +0,420	2:50.66 (5.) 109,692 Δ 1,800 (35.)	
32.	409	CHYTILOV Jaroslav Martin Chytil	CZ 1953	Škoda 110 R HA1-2000	2.30 2.20	6.27 6.16	1:36.21 (39./2.) 1:27.58 (35./2.)	2.19 2.27	6.14 6.23	1:26.55 (34./2.) 1:24.74 (33./2.)	+46,010 +0,630	2:51.29 (2.) 109,288 Δ 1,810 (36.)	
33.	113	MALEŇÁK Dušan AMK Masarykův okruh	CZ 1977	Škoda 130 LR/H E1-1400	2.41 2.29	6.66 6.30	1:34.28 (38./7.) 1:26.73 (31./4.)	2.64 2.34	6.69 6.33	1:27.64 (36./5.) 1:24.11 (30./4.)	+46,470 +0,460	2:51.75 (4.) 108,996 Δ 3,530 (42.)	
34.	458	GALLO Pavel Scuderia Gallo	SK 1946	Fiat 128 HA1-1300	2.47	6.59	- DNS - 1:32.96 (40./8.)	2.51 2.51	6.31 6.38	1:27.96 (37./6.) 1:26.90 (35./6.)	+49,580 +3,110	2:54.86 (6.) 107,057 Δ 1,060 (25.)	
35.	441	ŠVÁB Petr HL Motorsport	CZ 1971	Škoda 120 HA1-1300	2.52 2.43	6.92 6.68	1:33.99 (37./6.) 1:29.25 (36./6.)	2.49 2.43	6.83 6.68	1:28.80 (40./7.) 1:27.50 (36./7.)	+51,020 +1,440	2:56.30 (7.) 106,183 Δ 1,300 (30.)	
36.	201	ZOUFALÝ Karel Autocross Team K&M	CZ 1954	Škoda Felicia E1-1400	2.98	7.34	1:36.84 (40./8.) - DNS -	2.68 2.58	6.70 6.54	1:28.29 (38./6.) 1:28.17 (38./6.)	+51,180 +0,160	2:56.46 (5.) 106,086 Δ 0,120 (1.)	
37.	195	PORAZIL Dominik VPK Motors	CZ 1986	Ford Fiesta E1-1400	2.56 2.53	7.07 7.01	1:33.22 (35./6.) 1:33.25 (41./6.)	2.55 2.44	6.96 6.76	1:29.97 (43./7.) 1:27.56 (37./5.)	+52,250 +1,070	2:57.53 (6.) 105,447 Δ 2,410 (40.)	
38.	202	ZOUFALÁ Martina Autocross Team K&M	CZ 1989	Škoda Felicia E1-1600	2.80	6.94	1:39.21 (41./2.) - DNS -	2.60 2.40	6.60 6.32	1:29.33 (41./4.) 1:30.43 (40./4.)	+54,480 +2,230	2:59.76 (4.) 104,139 Δ 1,100 (26.)	

Rank	№	Driver Entrant	Country Bird	Car Class	Qualification			RACE				Diff. Prev.	TIME Speed (km/h)
					20 m	100 m	m	Time	20m	100m	m		
39.	445	ŠVÁB Kamil HL Motorsport	CZ 1995	Škoda 120 HA1-1300	2.37 2.39	6.63 6.60	1:39.63 (42./7.) 1:31.55 (39./7.)	2.39 2.41	6.60 6.59	1:29.82 (42./8.) 1:31.46 (41./8.)	+56,000 +1,520	3:01.28 (8.) 103,266 Δ 1,640 (33.)	
40.	102	VLAŠANY Radek Autoservis Neduchal	CZ 1981	Škoda Favorit Pick-Up E1-1400	2.43 2.54	5.85 6.03	1:20.60 (15./1.) 1:14.09 (9./1.)	2.25 2.16	5.55 5.45	1:13.05 (10./1.) 1:53.53 (46./7.)	+61,300 +5,300	3:06.58 (7.) 100,332 Δ 40,480 (46.)	
41.	328	PETŘIČKOVÁ Anna TU Brno Racing	CZ 1991	Citroën Saxo S1-1600	2.54 2.37	7.06 6.58	1:44.87 (44./2.) 1:38.62 (42./2.)	2.72 2.80	7.12 6.96	1:41.55 (46./2.) 1:35.50 (42./2.)	+71,770 +10,470	3:17.05 (2.) 95,001 Δ 6,050 (44.)	
42.	126	LANDL Tibor HM motorsport	CZ 1958	Fiat 126 E1-1150	2.74	7.95	- DNS - 1:45.79 (44./3.)	2.80 2.86	7.95 8.01	1:39.30 (44./2.) 1:38.62 (43./2.)	+72,640 +0,870	3:17.92 (2.) 94,584 Δ 0,680 (16.)	
43.	132	MARČÁK Pavel HM Motorsport	CZ 1982	Fiat 126 E1-1150	2.92 2.81	8.43 8.22	1:44.81 (43./2.) 1:42.23 (43./2.)	2.85 2.78	8.27 8.16	1:40.09 (45./3.) 1:39.14 (44./3.)	+73,950 +1,310	3:19.23 (3.) 93,962 Δ 0,950 (21.)	
44.	127	HRDLIČKA Ondřej HM Motorsport	CZ 1988	Fiat 126 E1-1150	3.01 3.01	8.72 8.58	1:50.05 (45./3.) 1:48.39 (45./4.)	2.87 2.87	8.24 8.23	1:43.30 (47./4.) 1:43.48 (45./4.)	+81,500 +7,550	3:26.78 (4.) 90,531 Δ 0,180 (4.)	
	164	KŘIVKA Tomáš Křivka Motorsport	CZ 1992	Renault Clio-sport E1-2000	2.48 2.34	6.17 5.92	1:31.04 (30./4.) 2:15.97 (46./5.)	2.47	6.23	- DNF - - DNS - - DNS -		- DNF -	
	140	SLOBODA Anton Tóno Racing	SK 1945	Škoda 130 E1-1400	2.60 2.46	6.27	1:28.21 (28./4.) - DNF -			- DNS - - DNS - - DNS -		- DNF -	
	211	ČIKOR Rado Max motorsport	SK 1971	Mitsubishi EVO IX E1+2000	1.85	4.51	1:15.53 (8./4.) - DNS -			- DNS - - DNS - - DNS -		- DNF -	

Competition / Weather Information									
Qualification					RACE				
	Time	Weather	Temp. (°C)			Time	Weather	Temp. (°C)	
			Air	Road				Air	Road
1st Round	9:07: - 9:55:	Sunny	8	3	1st Round	12:16 - 13:13	Sunny	13	7
2nd Round	10:11 - 11:07	Sunny	10	6	2nd Round	13:47 - 15:21	Semicloudy	14	8
					3rd Round	-			

Statistics										
		Time			Speed (km/h)			Competitors / Nations		
		Min	Max	Avg.	Max	Min	Avg.	in start list	started	with results
Qualification	1st Round	1:06.060	1:50.050	1:25.427	141,689	85,052	109,567	55/3	45/3	45/3
	2nd Round	1:03.670	2:15.970	1:23.171	147,008	68,839	112,539	55/3	47/3	46/3
RACE	1st Round	1:02.410	1:43.300	1:20.603	149,976	90,610	116,124	55/3	48/3	47/3
	2nd Round	1:02.870	1:53.530	1:21.258	148,879	82,445	115,187	55/3	47/3	46/3
	3rd Round							55/3	0/3	0/0

Race Director GÄNSDORFER Aleš (CZE)	Sport Marshal IHA  BARTL Miroslav (CZE)	Main Timekeeper  ŠABÍK L'uboš (SVK)
--	--	--

Maverick Rescue EuroCup 2013

IX. Mohyla Míru, 29.9.2013

Újezd u Brna, 27. - 29. 9. 2013

Jury / Competition Management				Hill Data			
Chief of Competition	GÄNSDORFER Aleš (CZE)			Start Altitude	221 m		
Race Director	GÄNSDORFER Aleš (CZE)			Finish Altitude	314 m		
Vice chairman	NYKODÝMOVÁ Jana (CZE)			Vertical Drop	93 m		
Sport Marshal IHA	BARTL Miroslav (CZE)			Course Length	2600 m		
Technical Marshal IHA	DANĚK Pavel (CZE)			Min course Width	7 m		
				Count of right-hand bend			
				Count of left-hand bend			
				Hill Record	2012, MADRIAN Ferdinand KTM X - Bow: 1:04.79		

Rank	No	Driver Entrant	Country Bird	Car Class	Qualification				RACE				Diff. Prev.	TIME Speed (km/h)
					20 m	100 m	m	Time	20m	100m	m	Time		
CLASS S1-1600														
1.	387	ŠTĚPÁNEK Jan TU Brno Racing	CZ 1989	Citroën Saxo S1-1600	2.44 2.41	6.30 6.28	1:20.41 (14./1.) 1:16.29 (10./1.)	2.52 2.51	6.36 6.40	1:16.67 (17./1.) 1:15.52 (12./1.)		2:32.19 (13.) 123,004		
2.	328	PETŘÍČKOVÁ Anna TU Brno Racing	CZ 1991	Citroën Saxo S1-1600	2.54 2.37	7.06 6.58	1:44.87 (44./2.) 1:38.62 (42./2.)	2.72 2.80	7.12 6.96	1:41.55 (46./2.) 1:35.50 (42./2.)	+44,860 +44,860	3:17.05 (41.) 95,001		
CLASS S1-2000														
1.	362	KAŠPAR Vilém VPK Motors	CZ 1983	Škoda Fabia RS S1-2000	2.57 2.62	6.50 6.51	1:19.68 (12./1.) 1:16.37 (11./1.)	2.57 2.58	6.39 6.43	1:17.35 (19./1.) 1:17.94 (20./1.)		2:35.29 (17.) 120,549		
2.	363	CAKL Filip VPK Motors	CZ 1985	Škoda Fabia RS S1-2000	2.60 2.57	6.57 6.42	1:22.02 (19./2.) 1:20.07 (24./2.)	2.63 2.66	6.47 6.57	1:19.52 (24./2.) 1:20.63 (26./2.)	+4,860 +4,860	2:40.15 (22.) 116,890		
CLASS S1+2000														
1.	395	VANĚK Bohuslav AutoViva	CZ 1969	Mitsubishi Lancer Evo IX S1+2000	1.91 1.91	5.01 4.98	1:10.93 (5./1.) 1:11.00 (5./1.)	1.85 1.87	4.92 4.98	1:08.05 (5./1.) 1:07.26 (5./1.)		2:15.31 (5.) 138,349		
2.	306	ČEPIČKA Vlastimil Šternberk	CZ 1962	Mitsubishi Lancer S1+2000	1.96 1.96	5.20 5.17	1:18.30 (10./2.) 1:18.32 (18./2.)	1.99 1.86	5.09 4.95	1:16.14 (15./2.) 1:17.68 (17./2.)	+18,510 +18,510	2:33.82 (14.) 121,701		
CLASS E1-1150														
1.	187	ŠVOBODA Jiří KRTZ s.r.o.	CZ 1954	Škoda 1150LR E1-1150	2.78 2.20	7.43 6.12	1:31.50 (31./1.) 1:25.91 (30./1.)	2.22 2.26	6.16 6.21	1:24.56 (32./1.) 1:24.73 (32./1.)		2:49.29 (29.) 110,579		
2.	126	LANDL Tibor HM motorsport	CZ 1958	Fiat 126 E1-1150			- DNS - 1:45.79 (44./3.)	2.80 2.86	7.95 8.01	1:39.30 (44./2.) 1:38.62 (43./2.)	+28,630 +28,630	3:17.92 (42.) 94,584		
3.	132	MARČÁK Pavel HM Motorsport	CZ 1982	Fiat 126 E1-1150	2.92 2.81	8.43 8.22	1:44.81 (43./2.) 1:42.23 (43./2.)	2.85 2.78	8.27 8.16	1:40.09 (45./3.) 1:39.14 (44./3.)	+29,940 +1,310	3:19.23 (43.) 93,962		
4.	127	HRDLIČKA Ondřej HM Motorsport	CZ 1988	Fiat 126 E1-1150	3.01 3.01	8.72 8.58	1:50.05 (45./3.) 1:48.39 (45./4.)	2.87 2.87	8.24 8.23	1:43.30 (47./4.) 1:43.48 (45./4.)	+37,490 +7,550	3:26.78 (44.) 90,531		
CLASS E1-1400														

Rank	№	Driver Entrant	Country Bird	Car Class	Qualification			RACE				Diff. Prev.	TIME Speed (km/h)
					20 m	100 m	m	Time	20m	100m	m		
1.	244	FILIPÍN Jiří JíFicar Racing Team	CZ 1978	Suzuki Swift GTI E1-1400	2.40 2.40	6.19 6.14	1:20.71 (17./2.) 1:16.49 (12./2.)	2.39 2.31	6.12 6.02	1:15.49 (14./2.) 1:16.27 (13./1.)	-DNS-	2:31.76 (12.) 123,353	
2.	111	STEJSKAL Tomáš Jovimer Motorsport	CZ 1977	Škoda Felicia RRC E1-1400	2.65 2.54	6.62 6.50	1:23.42 (22./3.) 1:19.97 (23./3.)	2.48 2.47	6.29 6.32	1:18.16 (21./3.) 1:17.57 (15./2.)	+3,970 +3,970	2:35.73 (18.) 120,208	
3.	185	PORAZIL Daniel VPK Motors	CZ 1987	Ford Fiesta E1-1400	2.53 2.54	6.90 6.81	1:28.80 (29./5.) 1:26.99 (32./5.)	2.60 2.62	6.91 6.98	1:26.31 (33./4.) 1:23.93 (28./3.)	+18,480 +14,510	2:50.24 (30.) 109,962	
4.	113	MALEŇÁK Dušan AMK Masarykův okruh	CZ 1977	Škoda 130 LR/H E1-1400	2.41 2.29	6.66 6.30	1:34.28 (38./7.) 1:26.73 (31./4.)	2.64 2.34	6.69 6.33	1:27.64 (36./5.) 1:24.11 (30./4.)	+19,990 +1,510	2:51.75 (33.) 108,996	
5.	201	ZOUFALÝ Karel Autocross Team K&M	CZ 1954	Škoda Felicia E1-1400	2.98	7.34	1:36.84 (40./8.) - DNS -	2.68 2.58	6.70 6.54	1:28.29 (38./6.) 1:28.17 (38./6.)	+24,700 +4,710	2:56.46 (36.) 106,086	
6.	195	PORAZIL Dominik VPK Motors	CZ 1986	Ford Fiesta E1-1400	2.56 2.53	7.07 7.01	1:33.22 (35./6.) 1:33.25 (41./6.)	2.55 2.44	6.96 6.76	1:29.97 (43./7.) 1:27.56 (37./5.)	+25,770 +1,070	2:57.53 (37.) 105,447	
7.	102	VLAŠANÝ Radek Autoservis Neduchal	CZ 1981	Škoda Favorit Pick-Up E1-1400	2.43 2.54	5.85 6.03	1:20.60 (15./1.) 1:14.09 (9./1.)	2.25 2.16	5.55 5.45	1:13.05 (10./1.) 1:53.53 (46./7.)	+34,820 +9,050	3:06.58 (40.) 100,332	
	140	SLOBODA Anton Tóno Racing	SK 1945	Škoda 130 E1-1400	2.60 2.46	6.27	1:28.21 (28./4.) - DNF -			- DNS - - DNS - - DNS -		- DNF -	

CLASS E1-1600

1.	210	HRUBÝ Milan ScuderiaMotorsport	CZ 1988	Škoda FR16 E1-1600	2.65 2.55	6.47 6.27	1:21.25 (18./1.) 1:18.20 (15./1.)	2.49 2.41	6.18 6.03	1:15.36 (13./2.) 1:14.93 (10./1.)	-DNS-	2:30.29 (9.) 124,559
2.	242	MACEK Vojtěch Motokáry Bruntál	CZ 1946	Škoda 1500 R E1-1600	2.15	5.78	- DNS - 1:18.37 (19./2.)	2.13 2.07	5.72 5.63	1:15.31 (12./1.) 1:14.99 (11./2.)	+0,010 +0,010	2:30.30 (10.) 124,551
3.	225	ČADEK Luboš Autopřívěsy Čadek	CZ 1957	Škoda Felicia Pick up E1-1600	2.51	6.46	- DNS - 1:29.76 (38./3.)	2.41 2.45	6.16 6.25	1:23.15 (30./3.) 1:24.03 (29./3.)	+16,890 +16,880	2:47.18 (26.) 111,975
4.	202	ZOUFALÁ Martina Autocross Team K&M	CZ 1989	Škoda Felicia E1-1600	2.80	6.94	1:39.21 (41./2.) - DNS -	2.60 2.40	6.60 6.32	1:29.33 (41./4.) 1:30.43 (40./4.)	+29,470 +12,580	2:59.76 (38.) 104,139

CLASS E1-2000

1.	212	KLIMEŠ Lukáš AutoVELVET Team	CZ 1989	Škoda Fabia RS E1-2000	1.92 1.88	5.16 5.07	1:12.76 (6./1.) 1:13.05 (8./1.)	1.86 1.88	5.02 5.04	1:11.68 (9./2.) 1:10.53 (7./1.)	-DNS-	2:22.21 (7.) 131,636
2.	114	PFEIFER Bohumil Pfeifermotorsport	CZ 1973	Škoda Octavia E1-2000	2.45	6.09	- DNS - 1:17.26 (14./3.)	2.40 2.40	5.91 5.82	1:11.50 (8./1.) 1:14.63 (9./2.)	+3,920 +3,920	2:26.13 (8.) 128,105
3.	118	DIVIŠOVÁ Alexandra Alex Racing Team	CZ 1977	Renault Clio E1-2000	2.61 2.43	6.59 6.27	1:22.78 (20./2.) 1:17.03 (13./2.)	2.52 2.52	6.48 6.31	1:16.68 (18./3.) 1:17.67 (16./3.)	+12,140 +8,220	2:34.35 (15.) 121,283
4.	200	ŠTĚPÁNEK Milan Štěpa Racing Team	CZ 1952	BMW E36 1.8is E1-2000	2.74 2.61	6.99 6.67	1:27.56 (27./3.) 1:24.74 (29./4.)	2.40 2.92	6.35 7.36	1:22.38 (29./4.) 1:24.24 (31./4.)	+24,410 +12,270	2:46.62 (25.) 112,351
	164	KŘIVKA Tomáš Křivka Motorsport	CZ 1992	Renault Clio-sport E1-2000	2.48 2.34	6.17 5.92	1:31.04 (30./4.) 2:15.97 (46./5.)	2.47	6.23	- DNF - - DNS - - DNS -		- DNF -

CLASS E1+2000

1.	4	HAVLÍČEK Luboš A.M.S.R.T.	CZ 1978	Mitsubishi Lancer EVO VIII E1+2000	1.95 1.87	4.65 4.51	1:06.06 (1./1.) 1:03.67 (1./1.)	1.79 1.83	4.39 4.51	1:02.41 (1./1.) 1:02.87 (1./1.)	-DNS-	2:05.28 (1.) 149,425
2.	159	HRABAL Petr KV Motorsport team	CZ 1953	Mitsubishi Lancer Evo VIII E1+2000	1.76 1.77	4.43 4.48	1:09.05 (3./3.) 1:04.13 (2./2.)	1.73 1.89	4.36 4.65	1:02.41 (1./1.) 1:03.45 (2./2.)	+0,580 +0,580	2:05.86 (2.) 148,737
3.	110	BUBLA Roman Bonmoto	CZ 1975	Mitsubichi Lancer Evo VI E1+2000	2.01 1.90	4.66 5.11	1:09.04 (2./2.) 1:08.38 (4./3.)	1.73 1.74	4.35 4.47	1:04.82 (3./3.) 1:04.56 (3./3.)	+4,100 +3,520	2:09.38 (3.) 144,690
4.	249	BLAŽEK Petr Esport24	CZ 1971	Škoda Fabie RS E1+2000	2.44 2.45	5.99 5.92	1:20.07 (13./5.) 1:18.50 (20./5.)	2.43 2.14	5.87 5.39	1:14.60 (11./4.) 1:16.70 (14./4.)	+26,020 +21,920	2:31.30 (11.) 123,728
5.	220	KOUŘIL Pavel -	CZ 1963	Seat Leon E1+2000	2.86 2.57	6.88 6.52	1:23.10 (21./6.) 1:18.31 (17./4.)	2.67 2.62	6.70 6.63	1:19.43 (23./5.) 1:17.72 (18./5.)	+31,870 +5,850	2:37.15 (20.) 119,122
	211	ČIKOR Rado Max motorsport	SK 1971	Mitsubishi EVO IX E1+2000	1.85	4.51	1:15.53 (8./4.) - DNS -			- DNS - - DNS - - DNS -		- DNF -

CLASS E2SH

1.	7	KOLBÁBEK Radek LRT - LPG Nedvědice	CZ 1973	Ford Sierra 4000 E2SH	1.75 1.75	4.62 4.65	1:10.52 (4./1.) 1:08.23 (3./1.)	1.69 1.70	4.49 4.53	1:07.42 (4./1.) 1:06.79 (4./1.)	-DNS-	2:14.21 (4.) 139,483
----	---	--	------------	--------------------------	--------------	--------------	------------------------------------	--------------	--------------	------------------------------------	-------	--------------------------------

Rank	№	Driver Entrant	Country Bird	Car Class	Qualification			RACE				Diff. Prev.	TIME Speed (km/h)
					20 m	100 m	m	Time	20m	100m	m		
2.	37	KOTEK Pavel BMW Presbeton Team	CZ 1974	BMW M3 E2SH	2.51	6.14	1:16.37 (9./2.)	2.36	5.64	1:08.44 (6./2.)	+3,350	2:17.56 (6.) 136,086	
					2.39	5.82	1:12.84 (7./2.)	2.56	5.89	1:09.12 (6./2.)	+3,350		

CLASS S2

1.	312	ZWEIMUELLER Johnny MAD Racing Power	AT 1980	KTM X-bow S2	2.08 2.14	5.29 5.25	1:20.63 (16./1.) 1:18.23 (16./1.)	2.09 2.11	5.10 5.48	1:16.41 (16./1.) 1:18.02 (21./1.)		2:34.43 (16.) 121,220
----	-----	--	------------	-----------------	--------------	--------------	--------------------------------------	--------------	--------------	--------------------------------------	--	---------------------------------

CLASS HA1-1300

1.	484	ZELENÝ Milan Historic Racing Club Jihlava	CZ 1984	Škoda 130 LR/A HA1-1300	2.26 2.21	6.10 5.95	1:32.36 (33./4.) 1:19.55 (22./1.)	2.22 2.19	5.98 5.96	1:18.12 (20./1.) 1:17.84 (19./1.)		2:35.96 (19.) 120,031
2.	494	MESAROS Martin Autoklub Pezinok	SK 1988	Škoda 120 LS HA1-1300	2.40 2.41	6.16 6.15	1:24.26 (25./2.) 1:21.16 (27./3.)	2.41 2.30	6.15 5.96	1:19.87 (25./2.) 1:20.02 (23./2.)	+3,930 +3,930	2:39.89 (21.) 117,080
3.	468	MESÁROŠ Ján MEŠI	SK 1955	Škoda 120S HA1-1300	2.37 2.34	6.54 6.28	1:24.93 (26./3.) 1:21.35 (28./4.)	2.26 2.36	6.63 6.33	1:20.60 (27./3.) 1:20.14 (24./3.)	+4,780 +0,850	2:40.74 (23.) 116,461
4.	412	STRNAD Petr Hostr Team Racing	CZ 1965	Škoda 130 RS HA1-1300	2.26 2.13	6.07 5.88	1:24.19 (24./1.) 1:20.30 (25./2.)	2.14 2.17	5.89 5.91	1:27.41 (35./5.) 1:21.46 (27./4.)	+12,910 +8,130	2:48.87 (28.) 110,855
5.	401	ŽÁČEK Michal Žáček	CZ 2000	Škoda 125 HA1-1300	2.51 2.47	6.91 6.69	1:32.45 (34./5.) 1:27.45 (33./5.)	2.43 2.54	6.62 6.75	1:24.43 (31./4.) 1:26.23 (34./5.)	+14,700 +1,790	2:50.66 (31.) 109,692
6.	458	GALLO Pavel Scuderia Gallo	SK 1946	Fiat 128 HA1-1300			- DNS - 1:32.96 (40./8.)	2.51 2.51	6.31 6.38	1:27.96 (37./6.) 1:26.90 (35./6.)	+18,900 +4,200	2:54.86 (34.) 107,057
7.	441	ŠVÁB Petr HL Motorsport	CZ 1971	Škoda 120 HA1-1300	2.52 2.43	6.92 6.68	1:33.99 (37./6.) 1:29.25 (36./6.)	2.49 2.43	6.83 6.68	1:28.80 (40./7.) 1:27.50 (36./7.)	+20,340 +1,440	2:56.30 (35.) 106,183
8.	445	ŠVÁB Kamil HL Motorsport	CZ 1995	Škoda 120 HA1-1300	2.37 2.39	6.63 6.60	1:39.63 (42./7.) 1:31.55 (39./7.)	2.39 2.41	6.60 6.59	1:29.82 (42./8.) 1:31.46 (41./8.)	+25,320 +4,980	3:01.28 (39.) 103,266

CLASS HA1-2000

1.	406	CHYTIL Martin Martin Chytil	CZ 1977	Škoda 120 S HA1-2000	2.58 2.36	7.21 6.64	1:33.71 (36./1.) 1:27.50 (34./1.)	2.33 2.31	6.54 6.45	1:21.06 (28./1.) 1:20.55 (25./1.)		2:41.61 (24.) 115,834
2.	409	CHYTIL Jaroslav Martin Chytil	CZ 1953	Škoda 110 R HA1-2000	2.30 2.20	6.27 6.16	1:36.21 (39./2.) 1:27.58 (35./2.)	2.19 2.27	6.14 6.23	1:26.55 (34./2.) 1:24.74 (33./2.)	+9,680 +9,680	2:51.29 (32.) 109,288

CLASS HA2



1.	425	CHYTIL Ondřej Martin Chytil	CZ 1991	Škoda MTX 1-01 HA2	2.23 2.25	5.92 5.88	1:24.11 (23./1.) 1:20.36 (26./1.)	2.25 2.23	5.91 6.13	1:20.09 (26./1.) 1:28.45 (39./1.)		2:48.54 (27.) 111,072
----	-----	--------------------------------	------------	-----------------------	--------------	--------------	--------------------------------------	--------------	--------------	--------------------------------------	--	---------------------------------

Competition / Weather Information

	Qualification				RACE				
	Time	Weather	Temp. (°C)		Time	Weather	Temp. (°C)		
			Air	Road			Air	Road	
1st Round	9:07: - 9:55:	Sunny	8	3	1st Round	12:16 - 13:13	Sunny	13	7
2nd Round	10:11 - 11:07	Sunny	10	6	2nd Round	13:47 - 15:21	Semicyludy	14	8
					3rd Round	-			

Statistics

		Time			Speed (km/h)			Competitors / Nations		
		Min	Max	Avg.	Max	Min	Avg.	in start list	started	with results
Qualification	1st Round	1:06.060	1:50.050	1:25.427	141,689	85,052	109,567	55/3	45/3	45/3
	2nd Round	1:03.670	2:15.970	1:23.171	147,008	68,839	112,539	55/3	47/3	46/3
RACE	1st Round	1:02.410	1:43.300	1:20.603	149,976	90,610	116,124	55/3	48/3	47/3
	2nd Round	1:02.870	1:53.530	1:21.258	148,879	82,445	115,187	55/3	47/3	46/3
	3rd Round							55/3	0/3	0/0

Race Director GÄNSDORFER Aleš (CZE)	Sport Marshal IHA  BARTL Miroslav (CZE)	Main Timekeeper  ŠABÍK L'uboš (SVK)
--	--	--

Maverick Rescue EuroCup 2013

IX. Mohyla Míru, 29.9.2013

Újezd u Brna, 27. - 29. 9. 2013

Jury / Competition Management				Hill Data			
Chief of Competition	GÄNSDORFER Aleš (CZE)			Start Altitude	221 m		
Race Director	GÄNSDORFER Aleš (CZE)			Finish Altitude	314 m		
Vice chairman	NYKODÝMOVÁ Jana (CZE)			Vertical Drop	93 m		
Sport Marshal IHA	BARTL Miroslav (CZE)			Course Length	2600 m		
Technical Marshal IHA	DANĚK Pavel (CZE)			Min course Width	7 m		
				Count of right-hand bend			
				Count of left-hand bend			
				Hill Record	2012, MADRIAN Ferdinand KTM X - Bow: 1:04.79		

Rank	No	Driver Entrant	Country Bird	Car Class	Qualification				RACE				Diff. Prev.	TIME Speed (km/h)
					20 m	100 m	m	Time	20m	100m	m	Time		
GROUP S1														
1.	395	VANĚK Bohuslav AutoViva	CZ 1969	Mitsubishi Lancer Evo IX S1+2000	1.91 1.91	4.51 4.98	1:10.93 (5./1.) 1:11.00 (5./1.)	1.85 1.87	4.92 4.98	1:08.05 (5./1.) 1:07.26 (5./1.)			2:15.31 (5.) 138,349	
2.	387	ŠTĚPÁNEK Jan TU Brno Racing	CZ 1989	Citroën Saxo S1-1600	2.44 2.41	4.51 6.28	1:20.41 (14./1.) 1:16.29 (10./1.)	2.52 2.51	6.36 6.40	1:16.67 (17./1.) 1:15.52 (12./1.)	+16,880 +16,880		2:32.19 (13.) 123,004	
3.	306	ČEPIČKA Vlastimil Šternberk	CZ 1962	Mitsubishi Lancer S1+2000	1.96 1.96	4.51 5.17	1:18.30 (10./2.) 1:18.32 (18./2.)	1.99 1.86	5.09 4.95	1:16.14 (15./2.) 1:17.68 (17./2.)	+18,510 +1,630		2:33.82 (14.) 121,701	
4.	362	KAŠPAR Vilém VPK Motors	CZ 1983	Škoda Fabia RS S1-2000	2.57 2.62	4.51 6.51	1:19.68 (12./1.) 1:16.37 (11./1.)	2.57 2.58	6.39 6.43	1:17.35 (19./1.) 1:17.94 (20./1.)	+19,980 +1,470		2:35.29 (17.) 120,549	
5.	363	CAKL Filip VPK Motors	CZ 1985	Škoda Fabia RS S1-2000	2.60 2.57	4.51 6.42	1:22.02 (19./2.) 1:20.07 (24./2.)	2.63 2.66	6.47 6.57	1:19.52 (24./2.) 1:20.63 (26./2.)	+24,840 +4,860		2:40.15 (22.) 116,890	
6.	328	PETŘIČKOVÁ Anna TU Brno Racing	CZ 1991	Citroën Saxo S1-1600	2.54 2.37	4.51 6.58	1:44.87 (44./2.) 1:38.62 (42./2.)	2.72 2.80	7.12 6.96	1:41.55 (46./2.) 1:35.50 (42./2.)	+61,740 +36,900		3:17.05 (41.) 95,001	
GROUP S2														
1.	312	ZWEIMUELLER Johnny MAD Racing Power	AT 1980	KTM X-bow S2	2.08 2.14	4.51 5.25	1:20.63 (16./1.) 1:18.23 (16./1.)	2.09 2.11	5.10 5.48	1:16.41 (16./1.) 1:18.02 (21./1.)			2:34.43 (16.) 121,220	
GROUP HA1														
1.	484	ZELENÝ Milan Historic Racing Club Jihlava	CZ 1984	Škoda 130 LR/A HA1-1300	2.26 2.21	4.51 5.95	1:32.36 (33./4.) 1:19.55 (22./1.)	2.22 2.19	5.98 5.96	1:18.12 (20./1.) 1:17.84 (19./1.)			2:35.96 (19.) 120,031	
2.	494	MESAROS Martin Autoklub Pezinok	SK 1988	Škoda 120 LS HA1-1300	2.40 2.41	4.51 6.15	1:24.26 (25./2.) 1:21.16 (27./3.)	2.41 2.30	6.15 5.96	1:19.87 (25./2.) 1:20.02 (23./2.)	+3,930 +3,930		2:39.89 (21.) 117,080	
3.	468	MESÁROŠ Ján MEŠI	SK 1955	Škoda 120S HA1-1300	2.37 2.34	4.51 6.28	1:24.93 (26./3.) 1:21.35 (28./4.)	2.26 2.36	6.63 6.33	1:20.60 (27./3.) 1:20.14 (24./3.)	+4,780 +0,850		2:40.74 (23.) 116,461	

Rank	No	Driver Entrant	Country Bird	Car Class	Qualification				RACE				Diff. Prev.	TIME Speed (km/h)
					20 m	100 m	m	Time	20m	100m	m	Time		
4.	406	CHYTIL Martin Martin Chytil	CZ 1977	Škoda 120 S HA1-2000	2.58 2.36	4.51 6.64	1:33.71 (36./1.) 1:27.50 (34./1.)	2.33 2.31	6.54 6.45	1:21.06 (28./1.) 1:20.55 (25./1.)	+5,650 +0,870	2:41.61 (24.) 115,834		
5.	412	STRNAD Petr Hostr Team Racing	CZ 1965	Škoda 130 RS HA1-1300	2.26 2.13	4.51 5.88	1:24.19 (24./1.) 1:20.30 (25./2.)	2.14 2.17	5.89 5.91	1:27.41 (35./5.) 1:21.46 (27./4.)	+12,910 +7,260	2:48.87 (28.) 110,855		
6.	401	ŽÁČEK Michal Žáček	CZ 2000	Škoda 125 HA1-1300	2.51 2.47	4.51 6.69	1:32.45 (34./5.) 1:27.45 (33./5.)	2.43 2.54	6.62 6.75	1:24.43 (31./4.) 1:26.23 (34./5.)	+14,700 +1,790	2:50.66 (31.) 109,692		
7.	409	CHYTIL Jaroslav Martin Chytil	CZ 1953	Škoda 110 R HA1-2000	2.30 2.20	4.51 6.16	1:36.21 (39./2.) 1:27.58 (35./2.)	2.19 2.27	6.14 6.23	1:26.55 (34./2.) 1:24.74 (33./2.)	+15,330 +0,630	2:51.29 (32.) 109,288		
8.	458	GALLO Pavel Scuderia Gallo	SK 1946	Fiat 128 HA1-1300	2.47	4.51 6.59	- DNS - 1:32.96 (40./8.)	2.51 2.51	6.31 6.38	1:27.96 (37./6.) 1:26.90 (35./6.)	+18,900 +3,570	2:54.86 (34.) 107,057		
9.	441	ŠVÁB Petr HL Motorsport	CZ 1971	Škoda 120 HA1-1300	2.52 2.43	4.51 6.68	1:33.99 (37./6.) 1:29.25 (36./6.)	2.49 2.43	6.83 6.68	1:28.80 (40./7.) 1:27.50 (36./7.)	+20,340 +1,440	2:56.30 (35.) 106,183		
10.	445	ŠVÁB Kamil HL Motorsport	CZ 1995	Škoda 120 HA1-1300	2.37 2.39	4.51 6.60	1:39.63 (42./7.) 1:31.55 (39./7.)	2.39 2.41	6.60 6.59	1:29.82 (42./8.) 1:31.46 (41./8.)	+25,320 +4,980	3:01.28 (39.) 103,266		

GROUP HA2

1.	425	CHYTIL Ondřej Martin Chytil	CZ 1991	Škoda MTX 1-01 HA2	2.23 2.25	4.51 5.88	1:24.11 (23./1.) 1:20.36 (26./1.)	2.25 2.23	5.91 6.13	1:20.09 (26./1.) 1:28.45 (39./1.)		2:48.54 (27.) 111,072
----	-----	---------------------------------------	------------	-----------------------	--------------	--------------	--------------------------------------	--------------	--------------	--------------------------------------	--	---------------------------------

GROUP E1

1.	4	HAVLÍČEK Luboš A.M.S.R.T.	CZ 1978	Mitsubishi Lancer EVO VIII E1+2000	1.95 1.87	4.51 4.51	1:06.06 (1./1.) 1:03.67 (1./1.)	1.79 1.83	4.39 4.51	1:02.41 (1./1.) 1:02.87 (1./1.)		2:05.28 (1.) 149,425
2.	159	HRABAL Petr KV Motorsport team	CZ 1953	Mitsubishi Lancer Evo VIII E1+2000	1.76 1.77	4.51 4.48	1:09.05 (3./3.) 1:04.13 (2./2.)	1.73 1.89	4.36 4.65	1:02.41 (1./1.) 1:03.45 (2./2.)	+0,580 +0,580	2:05.86 (2.) 148,737
3.	110	BUBLA Roman Bonmoto	CZ 1975	Mitsubichi Lancer Evo VI E1+2000	2.01 1.90	4.51 5.11	1:09.04 (2./2.) 1:08.38 (4./3.)	1.73 1.74	4.35 4.47	1:04.82 (3./3.) 1:04.56 (3./3.)	+4,100 +3,520	2:09.38 (3.) 144,690
4.	212	KLIMEŠ Lukáš AutoVELVET Team	CZ 1989	Škoda Fabia RS E1-2000	1.92 1.88	4.51 5.07	1:12.76 (6./1.) 1:13.05 (8./1.)	1.86 1.88	5.02 5.04	1:11.68 (9./2.) 1:10.53 (7./1.)	+16,930 +12,830	2:22.21 (7.) 131,636
5.	114	PFEIFER Bohumil Pfeifermotorsport	CZ 1973	Škoda Octavia E1-2000	2.45	4.51 6.09	- DNS - 1:17.26 (14./3.)	2.40 2.40	5.91 5.82	1:11.50 (8./1.) 1:14.63 (9./2.)	+20,850 +3,920	2:26.13 (8.) 128,105
6.	210	HRUBÝ Milan ScuderiaMotorsport	CZ 1988	Škoda FR16 E1-1600	2.65 2.55	4.51 6.27	1:21.25 (18./1.) 1:18.20 (15./1.)	2.49 2.41	6.18 6.03	1:15.36 (13./2.) 1:14.93 (10./1.)	+25,010 +4,160	2:30.29 (9.) 124,559
7.	242	MACEK Vojtěch Motokáry Bruntál	CZ 1946	Škoda 1500 R E1-1600	2.15	4.51 5.78	- DNS - 1:18.37 (19./2.)	2.13 2.07	5.72 5.63	1:15.31 (12./1.) 1:14.99 (11./2.)	+25,020 +0,010	2:30.30 (10.) 124,551
8.	249	BLÁŽEK Petr Esport24	CZ 1971	Škoda Fabie RS E1+2000	2.44 2.45	4.51 5.92	1:20.07 (13./5.) 1:18.50 (20./5.)	2.43 2.14	5.87 5.39	1:14.60 (11./4.) 1:16.70 (14./4.)	+26,020 +1,000	2:31.30 (11.) 123,728
9.	244	FILIPÍN Jiří JiFicar Racing Team	CZ 1978	Suzuki Swift GTI E1-1400	2.40 2.40	4.51 6.14	1:20.71 (17./2.) 1:16.49 (12./2.)	2.39 2.31	6.12 6.02	1:15.49 (14./2.) 1:16.27 (13./1.)	+26,480 +0,460	2:31.76 (12.) 123,353
10.	118	DIVIŠOVÁ Alexandra Alex Racing Team	CZ 1977	Renault Clio E1-2000	2.61 2.43	4.51 6.27	1:22.78 (20./2.) 1:17.03 (13./2.)	2.52 2.52	6.48 6.31	1:16.68 (18./3.) 1:17.67 (16./3.)	+29,070 +2,590	2:34.35 (15.) 121,283
11.	111	STEJSKAL Tomáš Jovimer Motorsport	CZ 1977	Škoda Felicia RRC E1-1400	2.65 2.54	4.51 6.50	1:23.42 (22./3.) 1:19.97 (23./3.)	2.48 2.47	6.29 6.32	1:18.16 (21./3.) 1:17.57 (15./2.)	+30,450 +1,380	2:35.73 (18.) 120,208
12.	220	KOUŘIL Pavel -	CZ 1963	Seat Leon E1+2000	2.86 2.57	4.51 6.52	1:23.10 (21./6.) 1:18.31 (17./4.)	2.67 2.62	6.70 6.63	1:19.43 (23./5.) 1:17.72 (18./5.)	+31,870 +1,420	2:37.15 (20.) 119,122
13.	200	ŠTĚPÁNEK Milan Štěpa Racing Team	CZ 1952	BMW E36 1.8is E1-2000	2.74 2.61	4.51 6.67	1:27.56 (27./3.) 1:24.74 (29./4.)	2.40 2.92	6.35 7.36	1:22.38 (29./4.) 1:24.24 (31./4.)	+41,340 +9,470	2:46.62 (25.) 112,351
14.	225	ČADEK Luboš Autopřívěsy Čadek	CZ 1957	Škoda Felicia Pick up E1-1600	2.51	4.51 6.46	- DNS - 1:29.76 (38./3.)	2.41 2.45	6.16 6.25	1:23.15 (30./3.) 1:24.03 (29./3.)	+41,900 +0,560	2:47.18 (26.) 111,975
15.	187	SVOBODA Jiří KRTZ s.r.o.	CZ 1954	Škoda 1150LR E1-1150	2.78 2.20	4.51 6.12	1:31.50 (31./1.) 1:25.91 (30./1.)	2.22 2.26	6.16 6.21	1:24.56 (32./1.) 1:24.73 (32./1.)	+44,010 +2,110	2:49.29 (29.) 110,579
16.	185	PORAZIL Daniel VPK Motors	CZ 1987	Ford Fiesta E1-1400	2.53 2.54	4.51 6.81	1:28.80 (29./5.) 1:26.99 (32./5.)	2.60 2.62	6.91 6.98	1:26.31 (33./4.) 1:23.93 (28./3.)	+44,960 +0,950	2:50.24 (30.) 109,962
17.	113	MALEŇÁK Dušan AMK Masarykův okruh	CZ 1977	Škoda 130 LR/H E1-1400	2.41 2.29	4.51 6.30	1:34.28 (38./7.) 1:26.73 (31./4.)	2.64 2.34	6.69 6.33	1:27.64 (36./5.) 1:24.11 (30./4.)	+46,470 +1,510	2:51.75 (33.) 108,996

Rank	№	Driver Entrant	Country Bird	Car Class	Qualification			RACE				Diff. Prev.	TIME Speed (km/h)
					20 m	100 m	m	Time	20m	100m	m		
18.	201	ZOUFALÝ Karel Autocross Team K&M	CZ 1954	Škoda Felicia E1-1400	2.98	4.51	1:36.84 (40./8.) - DNS -	2.68	6.70	1:28.29 (38./6.) 1:28.17 (38./6.)	+51,180 +4,710	2:56.46 (36.) 106,086	
19.	195	PORAZIL Dominik VPK Motors	CZ 1986	Ford Fiesta E1-1400	2.56	4.51	1:33.22 (35./6.) 1:33.25 (41./6.)	2.55	6.96	1:29.97 (43./7.) 1:27.56 (37./5.)	+52,250 +1,070	2:57.53 (37.) 105,447	
20.	202	ZOUFALÁ Martina Autocross Team K&M	CZ 1989	Škoda Felicia E1-1600	2.80	4.51	1:39.21 (41./2.) - DNS -	2.60	6.60	1:29.33 (41./4.) 1:30.43 (40./4.)	+54,480 +2,230	2:59.76 (38.) 104,139	
21.	102	VLAŠANÝ Radek Autoservis Neduchal	CZ 1981	Škoda Favorit Pick-Up E1-1400	2.43	4.51	1:20.60 (15./1.) 1:14.09 (9./1.)	2.25	5.55	1:13.05 (10./1.) 1:53.53 (46./7.)	+61,300 +6,820	3:06.58 (40.) 100,332	
22.	126	LANDL Tibor HM motorsport	CZ 1958	Fiat 126 E1-1150	2.74	4.51	- DNS - 1:45.79 (44./3.)	2.80	7.95	1:39.30 (44./2.) 1:38.62 (43./2.)	+72,640 +11,340	3:17.92 (42.) 94,584	
23.	132	MARČÁK Pavel HM Motorsport	CZ 1982	Fiat 126 E1-1150	2.92	4.51	1:44.81 (43./2.) 1:42.23 (43./2.)	2.85	8.27	1:40.09 (45./3.) 1:39.14 (44./3.)	+73,950 +1,310	3:19.23 (43.) 93,962	
24.	127	HRDLIČKA Ondřej HM Motorsport	CZ 1988	Fiat 126 E1-1150	3.01	4.51	1:50.05 (45./3.) 1:48.39 (45./4.)	2.87	8.24	1:43.30 (47./4.) 1:43.48 (45./4.)	+81,500 +7,550	3:26.78 (44.) 90,531	
	164	KŘIVKA Tomáš Křivka Motorsport	CZ 1992	Renault Clio-sport E1-2000	2.48	4.51	1:31.04 (30./4.) 2:15.97 (46./5.)	2.47	6.23	- DNF - - DNS - - DNS -		- DNF -	
	140	SLOBODA Anton Tóno Racing	SK 1945	Škoda 130 E1-1400	2.60	4.51	1:28.21 (28./4.) - DNF -	2.46		- DNS - - DNS - - DNS -		- DNF -	
	211	ČIKOR Rado Max motorsport	SK 1971	Mitsubishi EVO IX E1+2000	1.85	4.51	1:15.53 (8./4.) - DNS -			- DNS - - DNS - - DNS -		- DNF -	

GROUP E2-SH



1.	7	KOLBÁBEK Radek LRT - LPG Nedvědice	CZ 1973	Ford Sierra 4000 E2SH	1.75	4.51	1:10.52 (4./1.) 1:08.23 (3./1.)	1.69	4.49	1:07.42 (4./1.) 1:06.79 (4./1.)		2:14.21 (4.) 139,483
2.	37	KOTEK Pavel BMW Presbeton Team	CZ 1974	BMW M3 E2SH	2.51	4.51	1:16.37 (9./2.) 1:12.84 (7./2.)	2.36	5.64	1:08.44 (6./2.) 1:09.12 (6./2.)	+3,350 +3,350	2:17.56 (6.) 136,086

Competition / Weather Information

Qualification					RACE				
	Time	Weather	Temp. (°C)			Time	Weather	Temp. (°C)	
			Air	Road				Air	Road
1st Round	9:07 - 9:55:	Sunny	8	3	1st Round	12:16 - 13:13	Sunny	13	7
2nd Round	10:11 - 11:07	Sunny	10	6	2nd Round	13:47 - 15:21	Semicyludy	14	8
					3rd Round	-			

Statistics

		Time			Speed (km/h)			Competitors / Nations		
		Min	Max	Avg.	Max	Min	Avg.	in start list	started	with results
Qualification	1st Round	1:06.060	1:50.050	1:25.427	141,689	85,052	109,567	55/3	45/3	45/3
	2nd Round	1:03.670	2:15.970	1:23.171	147,008	68,839	112,539	55/3	47/3	46/3
RACE	1st Round	1:02.410	1:43.300	1:20.603	149,976	90,610	116,124	55/3	48/3	47/3
	2nd Round	1:02.870	1:53.530	1:21.258	148,879	82,445	115,187	55/3	47/3	46/3
	3rd Round							55/3	0/3	0/0

Race Director GÄNSDORFER Aleš (CZE)	Sport Marshal IHA  BARTL Miroslav (CZE)	Main Timekeeper  ŠABÍK L'uboš (SVK)
--	--	--

Maverick Rescue EuroCup 2013

IX. Mohyla Míru, 29.9.2013

Újezd u Brna, 27. - 29. 9. 2013



Lady Trophy

Jury / Competition Management		Hill Data	
Chief of Competition	GÄNSDORFER Aleš (CZE)	Start Altitude	221 m
Race Director	GÄNSDORFER Aleš (CZE)	Finish Altitude	314 m
Vice chairman	NYKODÝMOVÁ Jana (CZE)	Vertical Drop	93 m
Sport Marshal IHA	BARTL Miroslav (CZE)	Course Length	2600 m
Technical Marshal IHA	DANĚK Pavel (CZE)	Min course Width	7 m
		Count of right-hand bend	
		Count of left-hand bend	
		Hill Record	2012, MADRIAN Ferdinand KTM X - Bow: 1:04.79

Rank	No	Driver Entrant	Country Bird	Car Class	Qualification		RACE				Diff. Prev.	TIME Speed (km/h)
					20 m	100 m	20m	100m	m	Time		
1.	118	DIVIŠOVÁ Alexandra Alex Racing Team	CZ 1977	Renault Clio E1-2000	2.61 2.43	6.59 6.27	1:22.78 (20./2.) 1:17.03 (13./2.)	2.52 2.52	6.48 6.31	1:16.68 (18./3.) 1:17.67 (16./3.)		2:34.35 (3.) 121,283
2.	202	ZOUFALÁ Martina Autocross Team K&M	CZ 1989	Škoda Felicia E1-1600	2.80	6.94	1:39.21 (41./2.) - DNS -	2.60 2.40	6.60 6.32	1:29.33 (41./4.) 1:30.43 (40./4.)	+25,410 +25,410	2:59.76 (4.) 104,139
3.	328	PETŘÍČKOVÁ Anna TU Brno Racing	CZ 1991	Citroën Saxo S1-1600	2.54 2.37	7.06 6.58	1:44.87 (44./2.) 1:38.62 (42./2.)	2.72 2.80	7.12 6.96	1:41.55 (46./2.) 1:35.50 (42./2.)	+42,700 +17,290	3:17.05 (2.) 95,001

Competition / Weather Information									
Qualification					RACE				
	Time	Weather	Temp. (°C)			Time	Weather	Temp. (°C)	
			Air	Road				Air	Road
1st Round	9:07: - 9:55:	Sunny	8	3	1st Round	12:16 - 13:13	Sunny	13	7
2nd Round	10:11 - 11:07	Sunny	10	6	2nd Round	13:47 - 15:21	Semcloudy	14	8
					3rd Round	-			

Statistics										
		Time			Speed (km/h)			Competitors / Nations		
		Min	Max	Avg.	Max	Min	Avg.	in start list	started	with results
Qualification	1st Round	1:06.060	1:50.050	1:25.427	141,689	85,052	109,567	55/3	45/3	45/3
	2nd Round	1:03.670	2:15.970	1:23.171	147,008	68,839	112,539	55/3	47/3	46/3
RACE	1st Round	1:02.410	1:43.300	1:20.603	149,976	90,610	116,124	55/3	48/3	47/3
	2nd Round	1:02.870	1:53.530	1:21.258	148,879	82,445	115,187	55/3	47/3	46/3
	3rd Round							55/3	0/3	0/0

Race Director GÄNSDORFER Aleš (CZE)	Sport Marshal IHA  BARTL Miroslav (CZE)	Main Timekeeper  ŠABÍK L'uboš (SVK)
--	--	--

Maverick Rescue EuroCup 2013

IX. Mohyla Míru, 29.9.2013

Újezd u Brna, 27. - 29. 9. 2013

Junior Trophy



Jury / Competition Management				Hill Data			
Chief of Competition	GÄNSDORFER Aleš (CZE)			Start Altitude	221 m		
Race Director	GÄNSDORFER Aleš (CZE)			Finish Altitude	314 m		
Vice chairman	NYKODÝMOVÁ Jana (CZE)			Vertical Drop	93 m		
Sport Marshal IHA	BARTL Miroslav (CZE)			Course Length	2600 m		
Technical Marshal IHA	DANĚK Pavel (CZE)			Min course Width	7 m		
				Count of right-hand bend			
				Count of left-hand bend			
				Hill Record	2012, MADRIAN Ferdinand KTM X - Bow: 1:04.79		

Rank	№	Driver Entrant	Country Bird	Car Class	Qualification			RACE			Diff. Prev.	TIME Speed (km/h)
					20 m	100 m	m	Time	20m	100m		
1.	425	CHYTIL Ondřej Martin Chytil	CZ 1991	Škoda MTX 1-01 HA2	2.23 2.25	5.92 5.88	1:24.11 (23./1.) 1:20.36 (26./1.)	2.25 2.23	5.91 6.13	1:20.09 (26./1.) 1:28.45 (39./1.)		2:48.54 (1.) 111,072
2.	401	ŽÁČEK Michal Žáček	CZ 2000	Škoda 125 HA1-1300	2.51 2.47	6.91 6.69	1:32.45 (34./5.) 1:27.45 (33./5.)	2.43 2.54	6.62 6.75	1:24.43 (31./4.) 1:26.23 (34./5.)	+2,120 +2,120	2:50.66 (5.) 109,692
3.	445	ŠVÁB Kamil HL Motorsport	CZ 1995	Škoda 120 HA1-1300	2.37 2.39	6.63 6.60	1:39.63 (42./7.) 1:31.55 (39./7.)	2.39 2.41	6.60 6.59	1:29.82 (42./8.) 1:31.46 (41./8.)	+12,740 +10,620	3:01.28 (8.) 103,266
4.	328	PETŘÍČKOVÁ Anna TU Brno Racing	CZ 1991	Citroën Saxo S1-1600	2.54 2.37	7.06 6.58	1:44.87 (44./2.) 1:38.62 (42./2.)	2.72 2.80	7.12 6.96	1:41.55 (46./2.) 1:35.50 (42./2.)	+28,510 +15,770	3:17.05 (2.) 95,001
	164	KŘIVKA Tomáš Křivka Motorsport	CZ 1992	Renault Clio-sport E1-2000	2.48 2.34	6.17 5.92	1:31.04 (30./4.) 2:15.97 (46./5.)	2.47	6.23	- DNF - - DNS - - DNS -		- DNF -

Rank	№	Driver Entrant	Country Bird	Car Class	Qualification			RACE			Diff. Prev.	TIME Speed (km/h)
					20 m	100 m	m	Time	20m	100m		

Competition / Weather Information									
Qualification					RACE				
	Time	Weather	Temp. (°C)			Time	Weather	Temp. (°C)	
			Air	Road				Air	Road
1st Round	9:07: - 9:55:	Sunny	8	3	1st Round	12:16 - 13:13	Sunny	13	7
2nd Round	10:11 - 11:07	Sunny	10	6	2nd Round	13:47 - 15:21	Semicloudy	14	8
					3rd Round	-			

Statistics										
		Time			Speed (km/h)			Competitors / Nations		
		Min	Max	Avg.	Max	Min	Avg.	in start list	started	with results
Qualification	1st Round	1:06.060	1:50.050	1:25.427	141,689	85,052	109,567	55/3	45/3	45/3
	2nd Round	1:03.670	2:15.970	1:23.171	147,008	68,839	112,539	55/3	47/3	46/3
RACE	1st Round	1:02.410	1:43.300	1:20.603	149,976	90,610	116,124	55/3	48/3	47/3
	2nd Round	1:02.870	1:53.530	1:21.258	148,879	82,445	115,187	55/3	47/3	46/3
	3rd Round							55/3	0/3	0/0

Race Director GÄNSDORFER Aleš (CZE)	Sport Marshal IHA  BARTL Miroslav (CZE)	Main Timekeeper  ŠABÍK L'uboš (SVK)
--	--	--